



|  |  |  |  |  |
|--|--|--|--|--|
|  |  |  |  |  |
|--|--|--|--|--|

Centre Number

|  |  |  |  |  |  |  |  |  |  |
|--|--|--|--|--|--|--|--|--|--|
|  |  |  |  |  |  |  |  |  |  |
|--|--|--|--|--|--|--|--|--|--|

Student Number

**2010**  
**HIGHER SCHOOL CERTIFICATE**  
**EXAMINATION**

# Music 1

## Aural Skills

### General Instructions

- Reading time – 5 minutes
- Write using black or blue pen
- Manuscript paper is provided at the back of this paper
- Write your Centre Number and Student Number at the top of this page and pages 5, 7 and 9, and on the manuscript paper

### Total marks – 30

- Attempt Questions 1–4

**Total marks – 30**  
**Attempt Questions 1–4**

All instructions, musical excerpts, and pauses for reading and writing are included on the recording.

The recording will not be stopped until the end of the examination.

Answer the questions in the spaces provided. These spaces provide guidance for the expected length of response.

---

**Question 1 (6 marks)**

An excerpt (1 minute 34 seconds) from *Let it Be* performed by Benny Benassi and The Biz will be played FIVE times for you to answer Question 1.

|       |                |   |                 |
|-------|----------------|---|-----------------|
| Time: | First playing  | — | short pause     |
|       | Second playing | — | 30 second pause |
|       | Third playing  | — | 1 minute pause  |
|       | Fourth playing | — | 2 minute pause  |
|       | Fifth playing  | — | 2 minute pause  |

Describe how musical interest is created in this excerpt.

.....

.....

.....

.....

.....

.....

.....

.....

.....

.....

.....

.....

.....

.....

.....

.....

.....

.....

.....

.....

.....

.....

**Question 1 continues on page 3**



BLANK PAGE



|  |  |  |  |  |
|--|--|--|--|--|
|  |  |  |  |  |
|--|--|--|--|--|

Centre Number

|  |  |  |  |  |  |  |  |  |
|--|--|--|--|--|--|--|--|--|
|  |  |  |  |  |  |  |  |  |
|--|--|--|--|--|--|--|--|--|

Student Number

**Question 2** (8 marks)

An excerpt (1 minute 21 seconds) from the music of the film *Atonement* by Dario Marinelli will be played FIVE times for you to answer Question 2.

- Time:
- First playing — short pause
  - Second playing — 30 second pause
  - Third playing — 1 minute pause
  - Fourth playing — 1 minute pause
  - Fifth playing — 2 minute pause

How are the concepts of pitch and duration explored in this excerpt?

.....

.....

.....

.....

.....

.....

.....

.....

.....

.....

.....

.....

.....

.....

.....

.....

.....

.....

.....

.....

.....

.....

**Question 2 continues on page 6**



|  |  |  |  |  |
|--|--|--|--|--|
|  |  |  |  |  |
|--|--|--|--|--|

Centre Number

|  |  |  |  |  |  |  |  |  |
|--|--|--|--|--|--|--|--|--|
|  |  |  |  |  |  |  |  |  |
|--|--|--|--|--|--|--|--|--|

Student Number

**Question 3** (8 marks)

Excerpts from TWO versions of *Take a Longline* will be played FIVE times for you to answer Question 3.

Version 1 (55 seconds) is performed by The Angels.

Version 2 (1 minute 26 seconds) is performed by Tourettes.

Both versions will be played FIVE times for you to answer Question 3.

|       |                          |   |                 |
|-------|--------------------------|---|-----------------|
| Time: | Version 1 first playing  | — | short pause     |
|       | Version 2 first playing  | — | short pause     |
|       | Version 1 second playing | — | short pause     |
|       | Version 2 second playing | — | 30 second pause |
|       | Version 1 third playing  | — | short pause     |
|       | Version 2 third playing  | — | 1 minute pause  |
|       | Version 1 fourth playing | — | short pause     |
|       | Version 2 fourth playing | — | 1 minute pause  |
|       | Version 1 fifth playing  | — | short pause     |
|       | Version 2 fifth playing  | — | 2 minute pause  |

Compare the use of both tone colour and expressive techniques in the two versions of *Take a Longline*.

.....

.....

.....

.....

.....

.....

.....

.....


**Question 3 continues on page 8**











|  |  |  |  |  |
|--|--|--|--|--|
|  |  |  |  |  |
|--|--|--|--|--|

Centre Number

|  |  |  |  |  |  |  |  |  |  |
|--|--|--|--|--|--|--|--|--|--|
|  |  |  |  |  |  |  |  |  |  |
|--|--|--|--|--|--|--|--|--|--|

Student Number


**2010**  
**HIGHER SCHOOL CERTIFICATE**  
**EXAMINATION**














# Music

## manuscript paper

### Instructions

- If this manuscript paper is used, clearly identify the question or question part to which the music refers
- Write your Centre Number and Student Number at the top of this page





BLANK PAGE