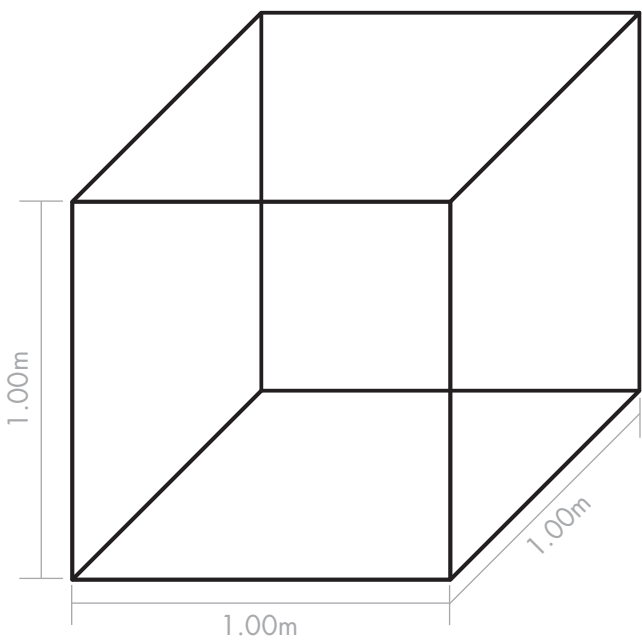




# Visual Arts Body of Work *Comparison of Dimensions*

## A body of work can comprise one or more individual pieces

- Rules for the body of work are on pages 45 to 49 of the Visual Arts Stage 6 Syllabus on the Board of Studies website.
- These rules apply to ALL bodies of work submitted for Visual Arts, whether they are marked corporately or itinerantly.
- ALL submissions need to comply with ALL of these rules when displayed for marking, whether the body of work is 2D, 3D or 4D, or a combination of these forms.
- Teachers and students are reminded that suggested submission formats and notes about each expressive form are included in the Visual Arts Stage 6 Syllabus.



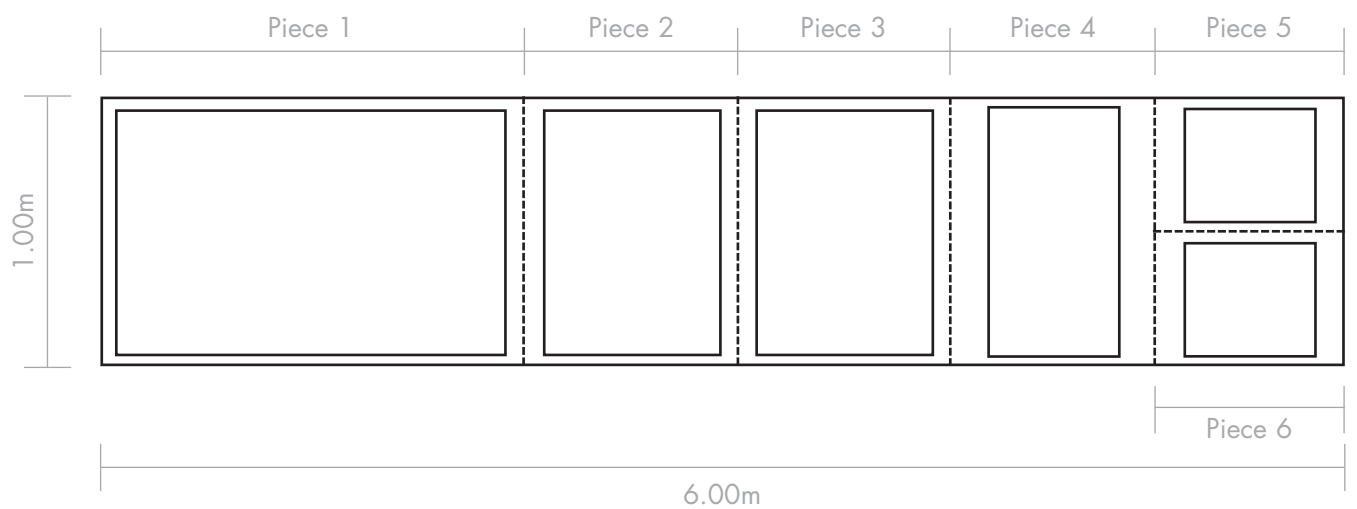
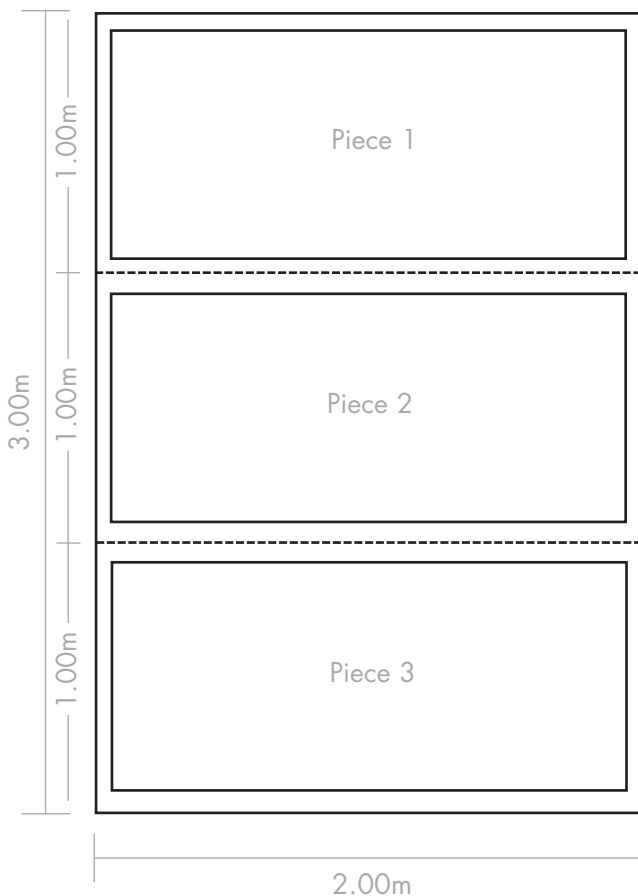
## Comparison of dimensions for maximum allowable volume of 1.0 cubic metre



The volume of a body of work is determined by the height, the width and the depth of the work when displayed for marking. This measurement applies to 3D works and/or submissions with 2D and 3D components.

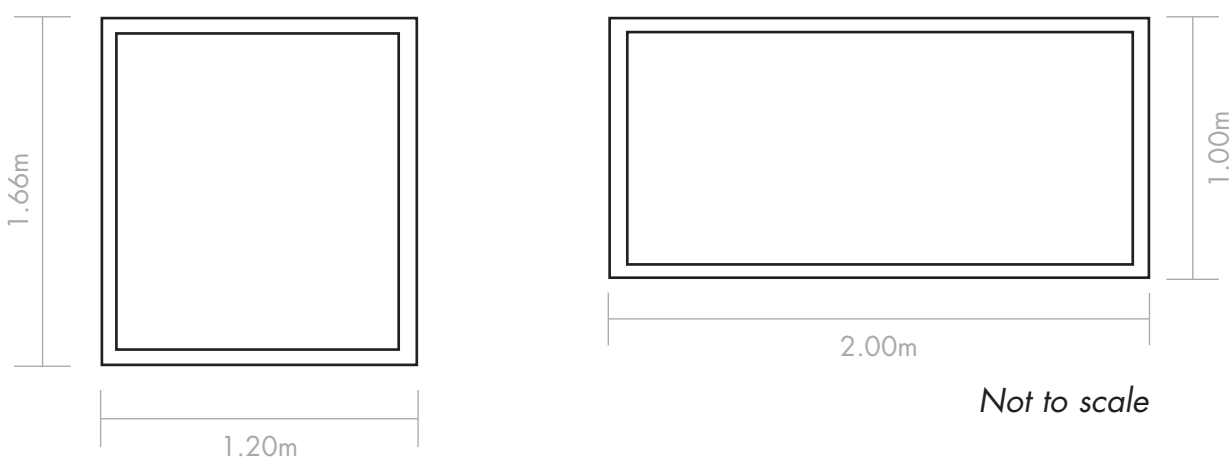
Sculptural works should not include a flat fixed piece that exceeds 2 square metres in area.

## Comparison of dimensions for maximum allowable area of 6.0 square metres



*Not to scale*

## Comparison of dimensions for allowable area of 2.0 square metres



### Examples of length and breadth for allowable area of 2.0 square metres

|               |               |
|---------------|---------------|
| 2.20m x 0.91m | 1.74m x 1.15m |
| 2.10m x 0.95m | 1.66m x 1.20m |
| 2.00m x 1.00m | 1.54m x 1.30m |
| 1.90m x 1.05m | 1.48m x 1.35m |
| 1.82m x 1.10m | 1.41m x 1.41m |