



Russian K–10 Syllabus

**Advice on Programming and Assessment
for Stages 4 and 5**

© 2004 Copyright Board of Studies NSW for and on behalf of the Crown in right of the State of New South Wales.

This document contains Material prepared by the Board of Studies NSW for and on behalf of the State of New South Wales. The Material is protected by Crown copyright.

All rights reserved. No part of the Material may be reproduced in Australia or in any other country by any process, electronic or otherwise, in any material form or transmitted to any other person or stored electronically in any form without the prior written permission of the Board of Studies NSW, except as permitted by the *Copyright Act 1968*. School students in NSW and teachers in schools in NSW may copy reasonable portions of the Material for the purposes of bona fide research or study.

When you access the Material you agree:

- to use the Material for information purposes only
- to reproduce a single copy for personal bona fide study use only and not to reproduce any major extract or the entire Material without the prior permission of the Board of Studies NSW
- to acknowledge that the Material is provided by the Board of Studies NSW
- not to make any charge for providing the Material or any part of the Material to another person or in any way make commercial use of the Material without the prior written consent of the Board of Studies NSW and payment of the appropriate copyright fee
- to include this copyright notice in any copy made
- not to modify the Material or any part of the material without the express prior written permission of the Board of Studies NSW.

The Material may contain third party copyright materials such as photos, diagrams, quotations, cartoons and artworks. These materials are protected by Australian and international copyright laws and may not be reproduced or transmitted in any format without the copyright owner's specific permission. Unauthorised reproduction, transmission or commercial use of such copyright materials may result in prosecution.

The Board of Studies has made all reasonable attempts to locate owners of third party copyright material and invites anyone from whom permission has not been sought to contact the Copyright Officer, ph (02) 9367 8289, fax (02) 9279 1482.

Published by
Board of Studies NSW
GPO Box 5300
Sydney NSW 2001
Australia

Tel: (02) 9367 8111
Fax: (02) 9367 8484
Internet: <http://www.boardofstudies.nsw.edu.au>

February 2004

ISBN 17409 9933 9

2003706

Contents

1	Introduction	5
2	Establishing a Scope and Sequence Plan	6
	2.1 Sample Stage 4 Scope and Sequence Plan.....	8
	2.2 Sample Stage 5 Scope and Sequence Plan	9
3	Advice on Assessment	11
	3.1 Assessment for Learning	11
	3.2 Planning for Effective Learning and Assessment	12
	3.3 Designing Effective Learning and Assessment	14
	3.4 Annotated Assessment for Learning Activity	15
	3.5 Sharing Learning and Assessment Intentions	17
	3.6 Effective Feedback to Students.....	17
	3.7 Recording Evidence for Assessment	17
4	Programming Units of Work	19
	4.1 Sample Unit Proformas.....	20
5	Sample Units of Work.....	22
	5.1 Stage 4 Sample Unit of Work: Eating and Drinking	23
	5.1.1 Sample assessment for learning activity: Listening and Responding	34
	5.2 Stage 5 Sample Unit of Work: Special Occasions – A Birthday Party	36
	5.2.1 Sample assessment for learning activity: Reading and Responding	45

1 Introduction

This support document has been designed to help teachers understand key aspects of the new *Russian K–10 Syllabus* and to provide guidance for its implementation. The document shows how these aspects can be incorporated into teaching and learning programs, and how these programs are underpinned by the principles of *assessment for learning* (*Russian K–10 Syllabus*, p 65).

The document provides advice about constructing a program that will cover the scope of Russian for a stage. It sets out a process for planning and sequencing units of work, and developing teaching and learning activities.

The sample stage program plans and the sample units of work in this document demonstrate ways in which teachers can build a teaching and learning program and develop units of work to ensure coverage of the scope of the syllabus.

The document contains two sample units of work:

Stage 4 unit (100 hours mandatory study)

- **Eating and Drinking:** Learning in this unit focuses on developing the knowledge, understanding and skills that will enable students to discuss eating and drinking in a variety of contexts. Communicative activities include discussing likes and dislikes regarding food and drink, creating menus, writing surveys, and ordering food and drink in a restaurant.

Stage 5 unit (elective course – 100 and 200 hours)

- **Special Occasions – A Birthday Party:** Learning in this unit focuses on developing students' knowledge, understanding and skills within the context of planning a birthday party for a friend. Communicative activities include designing the birthday party invitation, deciding what people are to bring to the party, shopping for clothes, and gathering opinions about gift ideas.

These sample units can be used as models for planning units of work. They include:

- relevant outcomes and content
- assessment activities that have been designed and integrated into the units of work
- different types of possible feedback
- a variety of teaching and learning experiences
- opportunities for student reflection.

An assessment activity from each unit has been selected to show how assessment can fit into teaching and learning sequences. They are described in some detail to illustrate the process of *assessment for learning*. Teachers would not provide this level of detail in day-to-day classroom situations. The units of work and activities may be modified or amended to suit the needs, interests and abilities of students.

For a small percentage of students with special education needs who are undertaking Life Skills outcomes and content, support materials will be provided which will assist in the development of a meaningful and relevant program of study related to the *Russian K–10 Syllabus*. Units of work adapted for students undertaking Russian Life Skills will be included in a consolidated document that will be distributed to schools early in 2004.

2 Establishing a Scope and Sequence Plan

The acquisition of a language is a cumulative process that can be represented as a spiral that increases in breadth and depth of knowledge, understanding and skills as students experience a language through each stage of learning, visiting and revisiting themes, topics, structures and notions.

A fundamental step in the design of effective teaching and learning programs is the establishment of a scope and sequence plan. The scope and sequence plans provide overviews of units of work that may be taught in Stages 4 and 5 in Russian, with details about placement, sequence and duration.

A number of factors should be considered when establishing a scope and sequence plan.

Syllabus requirements

Essential syllabus content consists of a mandatory 100 hours study of one language in one continuous 12-month period between Years 7 and 10, but preferably in Years 7–8. The mandatory course, consisting of Stage 4 outcomes and content, is a requirement for the award of the Record of School Achievement.

Further considerations

When designing a scope and sequence plan, teachers also need to consider:

- the specific needs, interests and abilities of students and/or areas of community significance
- the most effective use of existing and available resources
- the previous learning experiences and language backgrounds of the students
- the provision for students of a range of experiences throughout the stage of learning that increase in challenge and level of sophistication.

The syllabus content is expressed in the form of *learn about* and *learn to* statements derived from the syllabus outcomes. These statements form the basis for planning programs of study and units of work that will enable students to maximise their learning in Russian and demonstrate the outcomes in a range of learning contexts. The themes and topics of these learning contexts will be determined by the classroom teacher, taking into account the needs, interests and abilities of students, and the resources and facilities of the school and its community.

A scope and sequence plan should comprise themes and topics that are drawn from everyday situations within and beyond the classroom, and that enable students to develop communicative skills within the cultural context of Russian-speaking communities. The following list of suggested themes and topics is not exhaustive, but it will serve as a guide for teachers when selecting and grouping appropriate themes and topics. It is not expected that all the suggested themes and topics would necessarily be covered in Stages 4 and 5.

Suggested themes and topics

About me, about you	Music
After school activities	Our community
Daily routine	Our local area
Eating and drinking	Part-time jobs
Entertainment	Parties
Family	Pets
Festivals	Restaurants
Finding the way	School life
Future plans	Seasons and weather
Getting help	Shopping
Health and fitness	Sightseeing
Hobbies	Special occasions
Holidays	Special outings
House and home	Sport
Lost and found	The environment
Making arrangements	The weekend
Making friends	Transport
Meeting people	Travel

2.1 Sample Stage 4 Scope and Sequence Plan

The sample scope and sequence plan below is based on the mandatory 100-hour course and is a model that could be followed by teachers.

Programming that integrates the essential content in a variety of units of work will enable teachers to cover the scope of the content within the mandatory hours. A unit of work will not necessarily cover all the content, but it is recommended that each unit be designed to address at least some content from each Stage 4 outcome.

When planning and programming, teachers may need to transfer outcomes and content across stages to ensure that the needs of all students are addressed, taking into account the multiple entry points of second language learners, and the varying degrees of ability of background speakers.

Weeks	1	2	3	4	5	6	7	8	9	10
Term 1	Unit: About Me, About You					Unit: Making Friends				
	Focus: Greetings and formalities Introducing self and others					Focus: Describing self and others				
Term 2	Unit: Family and Pets					Unit: House and Home				
	Focus: Identifying and describing family members Talking about pets					Focus: Describing types of dwellings Describing rooms Describing where things are				
Term 3	Unit: Eating and Drinking*					Unit: Hobbies and Sport				
	Focus: Expressing likes and dislikes Discussing eating and drinking habits At a restaurant					Focus: Talking about sports and hobbies Expressing likes and dislikes				
Term 4	Unit: School Life					Unit: On the Weekend				
	Focus: Exchanging information in the classroom Talking about school routine Finding places within the school					Focus: Discussing weekend activities Making plans				

* The sample unit of work for Eating and Drinking is described in detail on pages 23-33.

2.2 Sample Stage 5 Scope and Sequence Plan

The sample scope and sequence plan below is based on the 200-hour elective course and is a model that could be followed by teachers.

Programming that integrates the essential content in a variety of units of work will enable teachers to cover the scope of the content within the mandatory hours. A unit of work will not necessarily cover all the content, but it is recommended that each unit be designed to address at least some content from each Stage 5 outcome.

When planning and programming, teachers may need to transfer outcomes and content across stages to ensure that the needs of all students are addressed, taking into account the multiple entry points of second language learners, and the varying degrees of ability of background speakers.

Plan for Year 9

Weeks	1	2	3	4	5	6	7	8	9	10
Term 1	Unit: Our Local Area Focus: Identifying local landmarks Describing shops Finding the way					Unit: Shopping Focus: Talking about where to shop Asking and paying for items Asking for and giving weights and quantities				
Term 2	Unit: Daily Routine Focus: Describing activities at home and at school Discussing your day					Unit: Getting Help Focus: Identifying parts of the body Talking about sickness and accidents Going to the doctor's Giving advice about health				
Term 3	Unit: School Life Focus: Describing teachers and friends Going on an excursion					Unit: Making Arrangements Focus: Organising an outing to the beach/mountains/country/city Deciding what to bring				
Term 4	Unit: Entertainment – Films and Music Focus: Talking about movies and favourite actors Talking about music and favourite performers					Unit: Holidays Focus: Transport Describing your ideal destination				

Plan for Year 10

Weeks	1	2	3	4	5	6	7	8	9	10
Term 1	Unit: Special Occasions – A Birthday Party* Focus: Writing invitations Organising what to bring Buying clothes Discussing gifts At the birthday party					Unit: Special Days Focus: Describing traditional events Discussing festivals				
Term 2	Unit: Health and Fitness Focus: Talking about a fitness routine A healthy diet					Unit: Getting Help Focus: Reporting lost and found Accidents Getting something fixed				
Term 3	Unit: Entertainment – Television Focus: Using a TV guide Describing favourite programs Describing favourite TV stars Making a commercial					Unit: The Environment Focus: Seasons and the weather City versus country Flora and fauna				
Term 4	Unit: Travelling to Russia Focus: Planning an itinerary Making bookings Sightseeing					Unit: Future Plans Focus: Discussing careers Relationships Talking about feelings				

* The sample unit of work for Special Occasions – A Birthday Party is described in detail on pages 36-44.

3 Advice on Assessment

3.1 Assessment for Learning

The Board's revised syllabuses advocate *assessment for learning*. Assessment that enhances learning recognises that learners use their current understanding to discover, develop and incorporate new knowledge, understanding and skills. *Assessment for learning* helps teachers and students to know if that current understanding is a suitable basis for future learning.

Assessment occurs as an integral part of teaching and learning. Teacher instruction and assessment influence student learning and learning processes. This involves using assessment activities to clarify student understanding of concepts, and planning ways to remedy misconceptions and promote deeper understanding.

Assessment for learning encourages self-assessment and peer assessment. Students can develop and use a range of strategies to monitor and evaluate actively their own learning, as well as the learning strategies they use.

The feedback that students receive from completing assessment activities will help teachers and students decide whether students are ready for the next phase of learning or whether they need further learning experiences to consolidate their knowledge, understanding and skills. Teachers should consider the effect that assessment and feedback have on student motivation and self-esteem, and the importance of the active involvement of students in their own learning.

By integrating learning and assessment, the teacher can choose which aspects of a student's performance to record. These records can be used to monitor the student's progress, determine what to teach next and decide the level of detail to be covered. At key points, such as the end of the year, this information is also available for the teacher to use to form a judgement of the student's performance against levels of achievement. This judgement can be used to inform parents, the next teacher and especially the student, of the student's progress. Consequently, teachers using their professional judgement in a standards-referenced framework are able to extend the process of *assessment for learning* into the assessment of learning.

Principles of assessment for learning

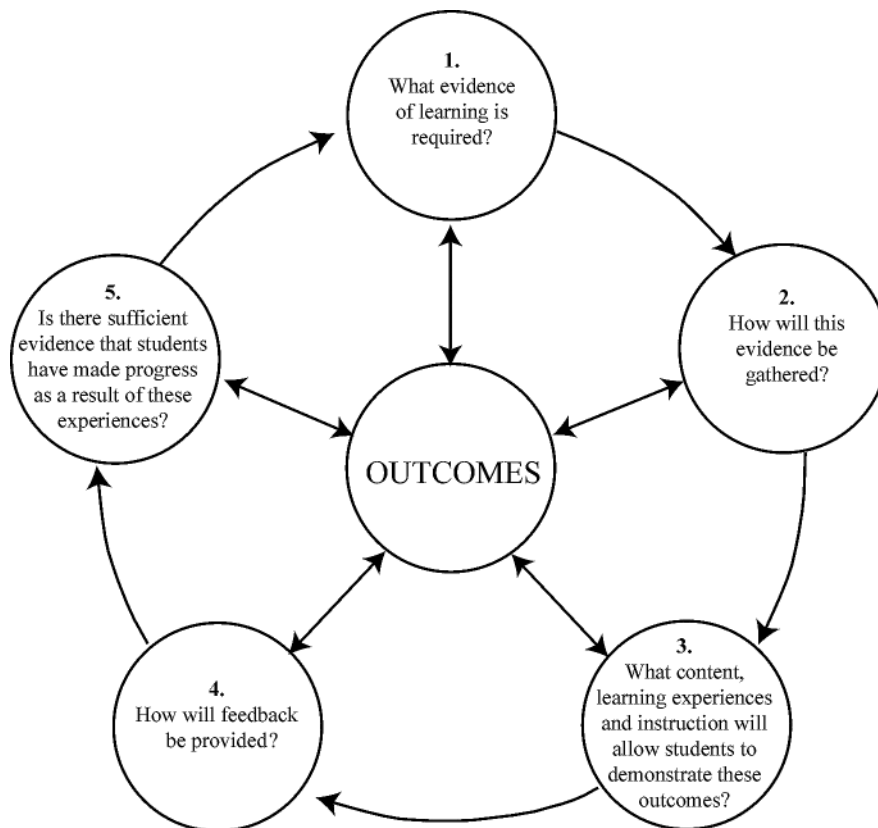
Assessment for learning:

- AP1 emphasises the interactions between learning and manageable assessment strategies that promote learning
- AP2 clearly expresses for the student and teacher the goals of the learning activity
- AP3 reflects a view of learning in which assessment helps students learn better, rather than just achieve a better mark
- AP4 provides ways for students to use feedback from assessment
- AP5 helps students take responsibility for their own learning
- AP6 is inclusive of all learners.

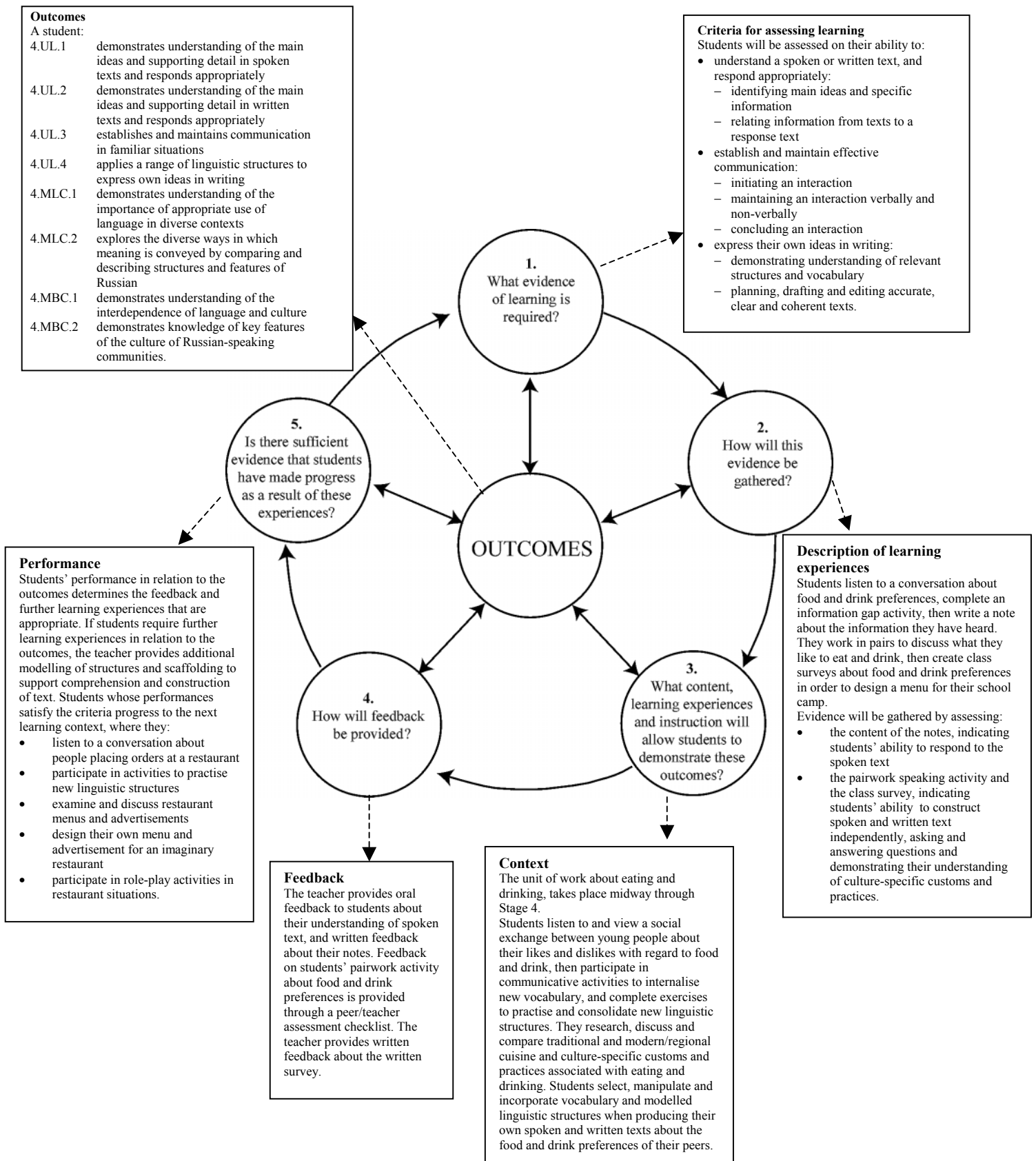
Details on how these principles translate in practice can be found on page 65 of the *Russian K-10 Syllabus*. One activity in this document has been annotated to show how the principles of *assessment for learning* feature in that activity. It can be found on pages 15-16.

3.2 Planning for Effective Learning and Assessment

The diagram below summarises a model for integrating learning and assessment. It emphasises that outcomes are central to the decisions teachers make about the learning to be undertaken and the evidence of learning that needs to be collected. This evidence enables teachers to determine how well students are achieving in relation to the outcomes and to provide students with feedback on their learning. Evidence of learning assists teachers and students to decide if students are ready for the next phase of learning or if teachers need to adapt programs to provide further learning experiences to consolidate students' knowledge, understanding and skills.



The diagram below shows how this process has been applied in the design of the Stage 4 sample unit of work: Eating and Drinking (pages 23-33).



3.3 Designing Effective Learning and Assessment

Designing effective learning experiences requires the selection of activities that develop students' knowledge, understanding and skills and that allow evidence of learning to be gathered. Methods of gathering evidence could include informal teacher observation, questioning, peer evaluation and self-evaluation, as well as more structured assessment activities. Assessment should be an integral part of each unit of work and should support student learning.

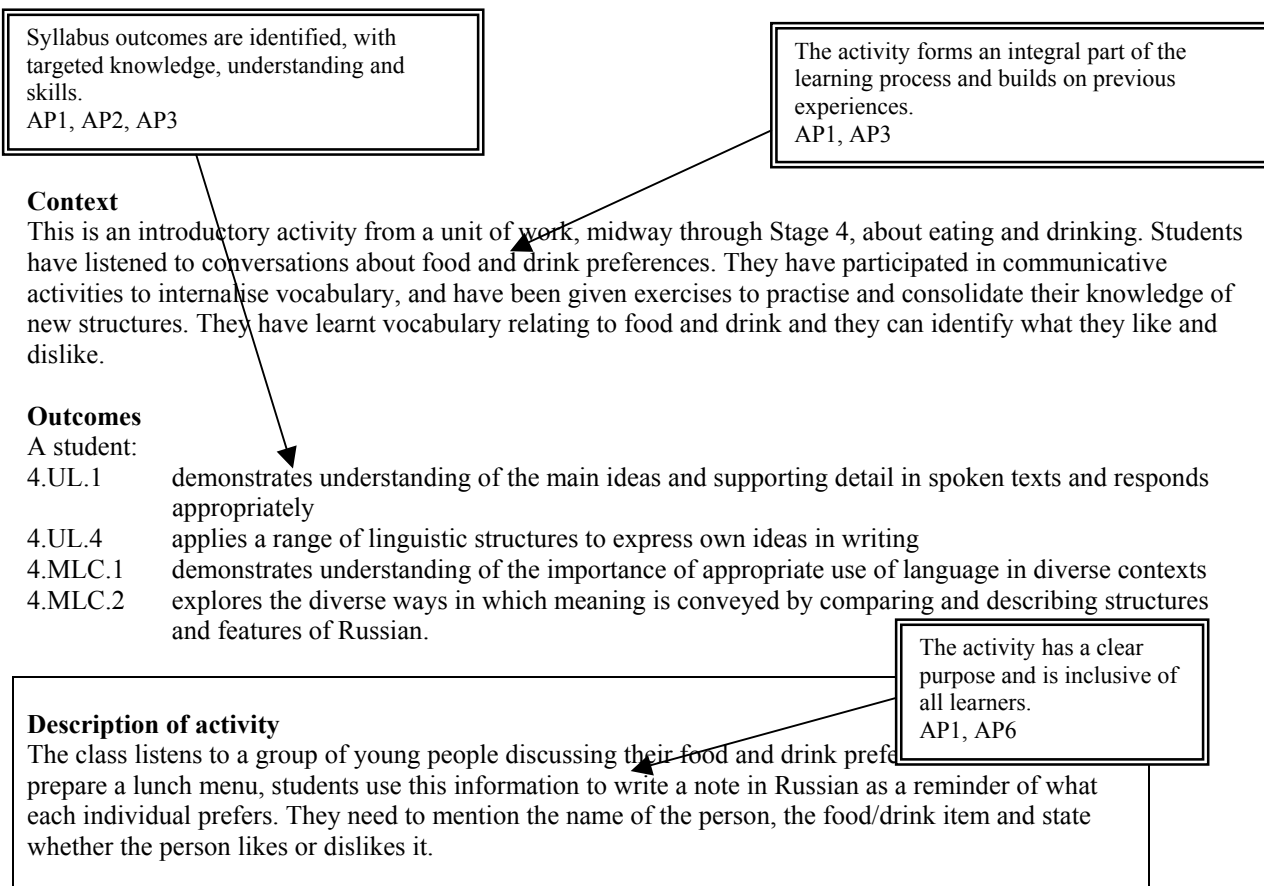
When designing assessment activities, teachers should consider whether the activity:

- has explicitly stated purposes that address the outcomes
- is integral to the teaching and learning program
- shows a clear relationship between the outcomes and content being assessed
- allows students to demonstrate the extent of their knowledge, understanding and skills
- focuses on what was taught in class and what students were informed would be assessed
- provides opportunities to gather information about what further teaching and learning is required for students to succeed
- provides valid and reliable evidence of student learning and is fair.

3.4 Annotated Assessment for Learning Activity

The *Assessment for Learning Principles* provide the criteria for judging the quality of assessment materials and practices. The Stage 4 sample assessment activity, Listening and Responding, has been annotated to show these principles.

Sample assessment for learning activity: Listening and Responding



Criteria for assessing learning

(These criteria would normally be communicated to students with the activity.)

Students will be assessed on their ability to:

- understand the spoken text, by identifying:
 - the main ideas
 - specific information
- create accurate and clear texts, using:
 - correct word order
 - subject/verb agreement
 - choice of appropriate vocabulary
- respond, to the conversation they have heard, by:
 - providing accurate information in note form
 - selecting and incorporating modelled linguistic structures
 - writing a series of linked sentences
- apply knowledge of the Russian writing system, by:
 - using Russian script accurately.

Criteria for assessing learning and marking guidelines relate to the outcomes and are clearly expressed in terms of the knowledge, understanding and skills required for the activity
AP2, AP4

Guidelines for marking

The following guidelines for marking show one approach to assigning a value to a student’s work. Other approaches may be used that better suit the reporting process of the school. Categories, marks, grades, visual representations or individual comments/notations may all be useful.

Range	A student in this range:
High	<ul style="list-style-type: none"> • understands the main ideas and supporting detail in spoken texts • selects information from a spoken text to express own ideas, using modelled linguistic structures and providing additional details • creates coherent and original text using relevant structures and vocabulary and applying specific patterns and rules in word construction, word order and sentence structure • demonstrates sound knowledge of Russian script.
Satisfactory	<ul style="list-style-type: none"> • understands the main ideas and some supporting detail in spoken texts • selects information from a spoken text to express own ideas using modelled linguistic structures • creates original text using relevant structures and vocabulary and applying some specific patterns and rules in word construction, word order and sentence structure • demonstrates knowledge of Russian script.
Progressing	<ul style="list-style-type: none"> • understands some of the main ideas and/or isolated details in spoken texts • selects some information from a spoken text to express own ideas relying on teacher support and modelled linguistic structures • creates text using a limited range of vocabulary and structures • demonstrates limited knowledge of Russian script.

The activity provides practical and meaningful ways for students to use feedback from assessment.
AP5

Feedback

Students will receive written feedback from the teacher. Comments will inform students about their ability to:

- identify main ideas and supporting detail in a spoken text
- apply relevant structures and vocabulary to the creation of text
- incorporate specific detail from a spoken text to express their own ideas in writing
- write Russian script accurately.

Future directions

If evidence indicates that students have experienced difficulty with the listening and responding task, teachers may need to adjust subsequent learning experiences through additional modelling of structures and scaffolding to support the construction of text. Students whose performances satisfy the criteria progress to the next activity, where they participate in a role-play conversation about their food and drink preferences.

Resources

The recording of the listening passage

The activity has clear links to learning goals.
AP1

3.5 Sharing Learning and Assessment Intentions

Students must be aware of what they need to do to demonstrate evidence of learning. This information could be conveyed informally or formally by the teacher, as appropriate for the learning activity. Students should be informed of the criteria that will be used to assess their learning. They should be clear about the meaning of the language used, and the subject-specific terminology. They also need to be clear about any sources or stimulus material that are appropriate to the activity.

It may be helpful to give to students models of good responses and templates or procedures to help them demonstrate the extent of their knowledge, understanding and skills.

3.6 Effective Feedback to Students

The aim of feedback is to communicate to students how well their knowledge, understanding and skills are developing in relation to the outcomes. Feedback enables students to recognise their strengths and areas for development, and to plan with their teacher the next steps in their learning. They are then given opportunities to improve and develop further their knowledge, understanding and skills.

Teacher feedback about student performance is essential for students and is integral to the teaching and learning process. Student self-reflection and peer evaluation can also provide valuable feedback. Students should be provided with regular opportunities to reflect on their learning.

Feedback should:

- focus on the activity and what was expected
- be constructive, providing meaningful information to students about their learning
- correct misunderstandings
- identify and reinforce students' strengths and state clearly how students can improve.

Forms of feedback include:

- oral discussion with class, groups or individual students
- written annotations
- general comments to the class about those aspects of the activity in which students excelled and those aspects that still need to be addressed
- examples of good responses
- peer evaluation and self-evaluation.

3.7 Recording Evidence for Assessment

Recording student performance needs to be manageable. Teachers should make decisions about which aspects of student performance in an activity should be recorded, and in what format. The teacher can use this information to ascertain students' progress, what needs to be taught next and to what level of detail, and to form a judgement of student achievement at key points.

Record-keeping should reflect the reporting processes of the school and may take the form of individual comments or notations about, marks or grades for, or visual representations of the activities.

A scale such as the one below may be a useful way to summarise the extent of students' learning. This example shows how individual students performed on the same assessment activity.

Student	Activity – Listening and Responding	Date .../.../...	
A		✓	
B	✓		
C		✓	
D	✓		
E		✓	
F	✓		
	Progressing	Satisfactory	High

This method can be adapted to capture evidence of an individual student's strengths and weaknesses in various elements of one activity, or the performance of a particular student, class, group or cohort of students, across a range of assessment activities.

4 Programming Units of Work

The *Russian K–10 Syllabus* promotes an approach to programming that has the outcomes as the focal point. The sample units of work in section 5 have been developed using the following process:

Step 1 Identify outcomes

Identify the outcomes that will be addressed in the unit. It is *recommended* that all outcomes for the stage be addressed. In some cases outcomes from other stages may also be included.

Step 2 Decide on the context or theme and topics, and focuses of the unit of work

Once the outcomes have been selected, the theme, topics and focuses of the unit should be determined.

Step 3 Select the relevant syllabus content

Learn about and *learn to* statements relating to the outcomes are selected and organised into a logical sequence according to the learning context. The amount of content selected should be manageable in the time allocated to the unit. In some cases content from other stages may also be included.

Step 4 Decide on the evidence of learning

Identify the specific evidence of learning to be observed through the teaching, learning and assessment activities. This evidence will enable judgements to be made on achievement in relation to the outcomes and identified content.

Step 5 Plan the teaching, learning and assessment activities

Assessment for learning activities occur as a normal part of the teaching process. Teachers plan the most suitable teaching, learning and assessment activities for the selected content, ensuring that they will provide the desired evidence of learning determined in Step 4. Teaching, learning and assessment activities should be student-centred, promoting the development of knowledge, understanding and skills. Teachers are encouraged to include creative and stimulating teaching and learning experiences that present the content in a meaningful context for students.

Step 6 Plan feedback opportunities

Feedback provides students with the necessary information and direction to progress their learning, and occurs normally through good teaching practice, mostly in an informal manner. However, when planning units of work teachers should consider how to maximise feedback in the context of the teaching, learning and assessment activities and how the feedback contributes to student learning.

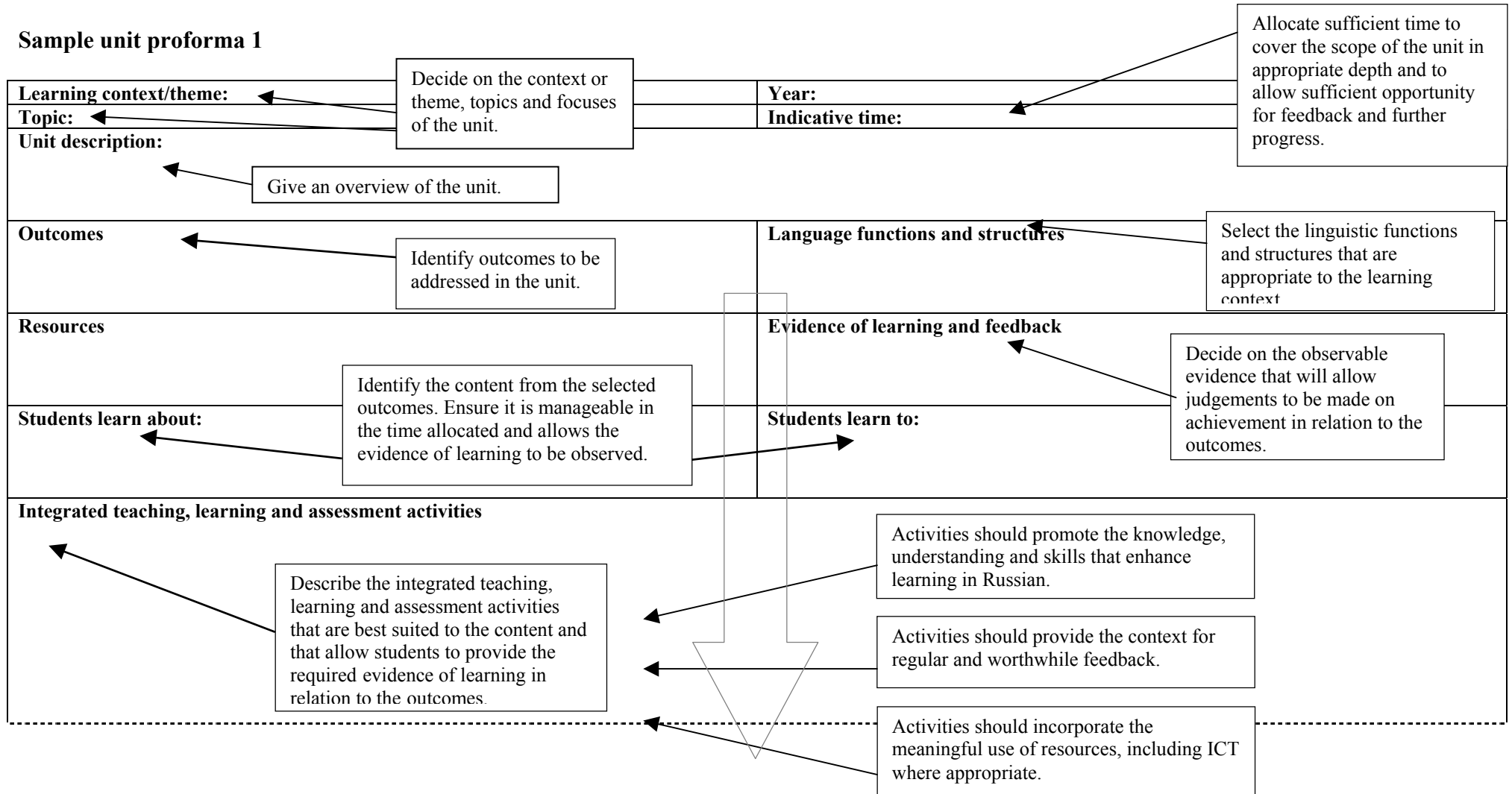
Step 7 Plan opportunities for teacher's reflection and evaluation

As teachers progress through the programming process, it is important to reflect on previous steps and to evaluate the degree to which the unit has remained focused on the outcomes. Identifying the evidence of learning early in the process will assist in this. After the unit has been implemented it is also necessary to evaluate the degree to which students have progressed as a result of the experiences and what should be done next to assist them in their learning.

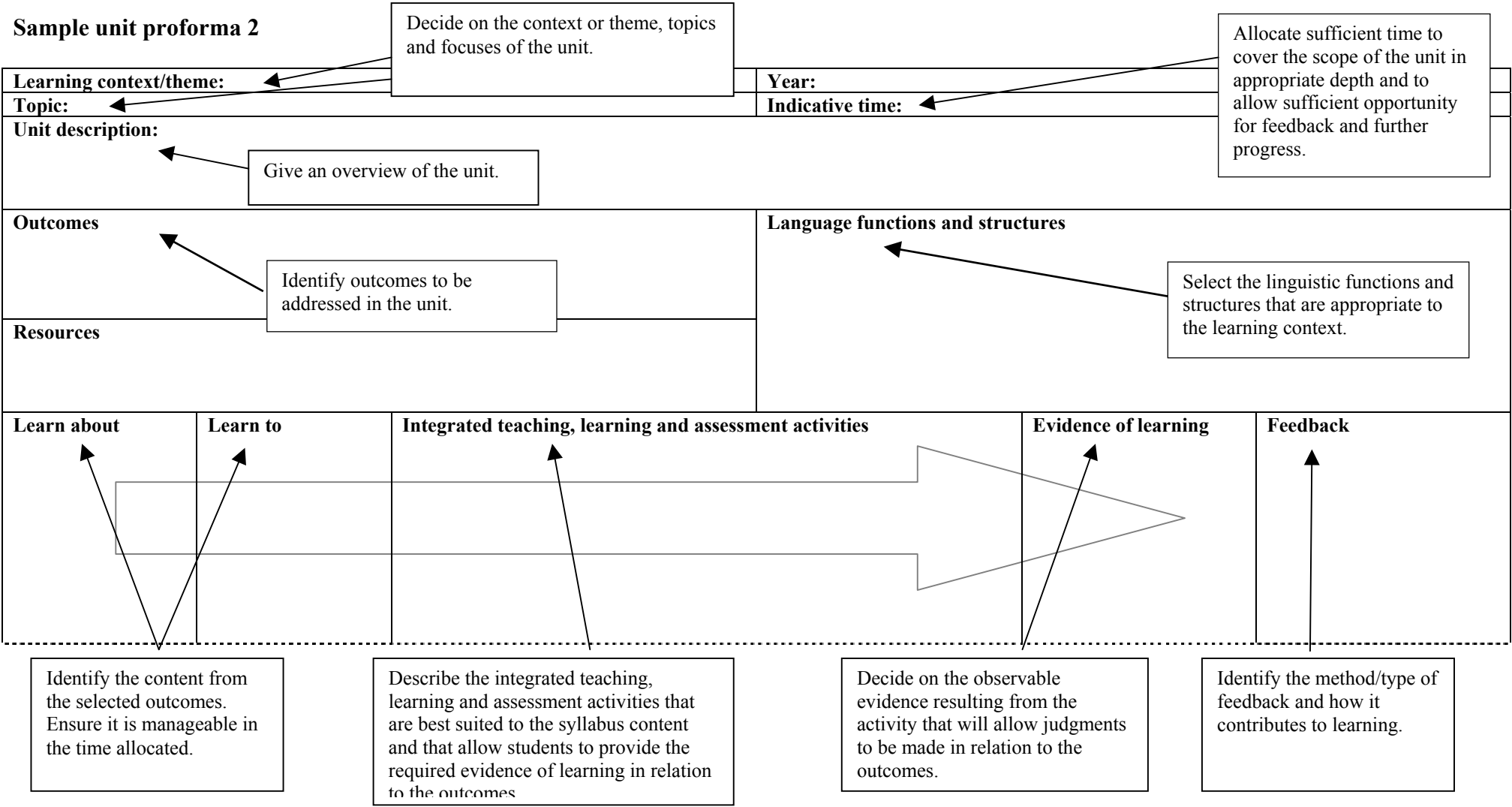
4.1 Sample Unit Proformas

Schools should design unit proformas that best meet their needs and circumstances. The samples provided have been annotated to highlight the characteristics of each section. Sample unit proforma 2 is used in this document to present the Stages 4 and 5 sample units of work. It demonstrates the direct links between the integrated teaching, learning and assessment activities and the *learn about* and *learn to* statements.

Sample unit proforma 1



Sample unit proforma 2



5 Sample Units of Work

The sample units of work that follow are designed to assist teachers in planning for the implementation of the *Russian K–10 Syllabus*. The units provide programming ideas for selected syllabus content.

The sample units show ways in which teachers can meet the needs, interests and abilities of their students, while assessing their progress towards a demonstration of outcomes. The sample units also illustrate ways in which assessment activities may be integrated into the teaching and learning sequence. They will assist teachers to understand the importance of:

- being explicit about the outcomes and content they are addressing
- being explicit about the evidence required to demonstrate student learning
- providing meaningful feedback to students
- adapting teaching and learning programs to students' demonstrated needs
- having a sound basis for modifying future teaching and learning programs (in light of students' demonstrated needs).

The sample units provide opportunities for students to engage in questioning and dialogue, self-assessment, peer assessment and reflection. Through these activities students can become clear about their own learning, understanding and needs.

Note that the assessment activities are described here in some detail to illustrate the process of *assessment for learning*. Teachers would not provide this level of detail in day-to-day classroom situations.

5.1 Stage 4 Sample Unit of Work: Eating and Drinking

Learning context: Eating and Drinking	
Topic: My favourite foods and drinks	Indicative time: 4–5 weeks [Extended context (At a Restaurant): 4–5 weeks]
<p>Unit description: Learning in this unit focuses on developing the knowledge, understanding and skills that will enable students to discuss eating and drinking. Students acquire vocabulary, expressions and language structures within this context. Student activities relate to the <i>learn about</i> and <i>learn to</i> statements and form the basis of the unit of work. Students listen, read and respond to texts and learn to incorporate modelled linguistic structures in order to produce a series of linked sentences.</p> <p>The <i>assessment for learning</i> activity in bold on page 27 has been described in detail at the end of the unit.</p>	
<p>Outcomes A student:</p> <p>4.UL.1 demonstrates understanding of the main ideas and supporting detail in spoken texts and responds appropriately</p> <p>4.UL.2 demonstrates understanding of the main ideas and supporting detail in written texts and responds appropriately</p> <p>4.UL.3 establishes and maintains communication in familiar situations</p> <p>4.UL.4 applies a range of linguistic structures to express own ideas in writing</p> <p>4.MLC.1 demonstrates understanding of the importance of appropriate use of language in diverse contexts</p> <p>4.MLC.2 explores the diverse ways in which meaning is conveyed by comparing and describing structures and features of Russian</p> <p>4.MBC.1 demonstrates understanding of the interdependence of language and culture</p> <p>4.MBC.2 demonstrates knowledge of key features of the culture of Russian-speaking communities.</p>	<p>Language functions and structures</p> <ul style="list-style-type: none"> Identifying food and drink vocabulary. <i>Назовите слова, обозначающие еду и питье.</i> Expressing likes and dislikes. <i>Скажите, что вам нравится и не нравится.</i> Finding out what others like and dislike. <i>Узнайте, что нравится и что не нравится другим.</i> Describing food and drink. <i>Опишите еду и питье.</i> Asking and saying what you eat and drink. <i>Спросите и скажите, что вы ели и пили.</i> Ordering food and drink in restaurants. <i>Закажите еду и напитки в ресторане.</i>
<p>Resources</p> <p>Video, CD, CD-ROM, audio tape, textbook, flashcards of food and drink items, recipe books, tape, class set of lists with food and drink items and symbols to represent likes/dislikes etc, magazine interviews (imaginary), peer assessment checklist, internet, <i>webquest</i> activity worksheets (using <i>Google</i> search engine: <i>webquest+Russia+food</i>)</p>	

Focus: Introduction to the unit				
Students learn about:	Students learn to:	Integrated teaching, learning and assessment activities	Evidence of learning	Feedback
<ul style="list-style-type: none"> the importance of prior knowledge to interpreting meaning in text the importance of understanding the intention of the speaker and the context in interpreting meaning ways to analyse text structures and locate relevant information in text linguistic features of texts, such as conversations, interviews and messages 	<ul style="list-style-type: none"> deduce meaning from context and prior knowledge when listening for main ideas identify roles of and relationships between participants in text identify the purpose in texts and distinguish between the main ideas and supporting detail identify specific information 	<p>Teacher</p> <ul style="list-style-type: none"> outlines the communication goals of the unit in English <p>Students</p> <ul style="list-style-type: none"> make lists in English of Russian foods and drinks they already know listen to and view a representation of a social exchange (without written text) in which young people are discussing the foods and drinks that they like and dislike brainstorm to identify the main ideas in the exchange identify the roles of and relationship between the speakers discuss what is happening in the text, and where the scene takes place identify the specific information by answering questions orally in English 	<p>Oral responses and group discussion will demonstrate students' understanding of what they have heard</p> <p>Accurate identification of specific details</p>	<p>Teacher observation and oral feedback during discussion on the main ideas in the spoken text</p> <p>Students' sharing of ideas, teacher's oral feedback on details in the text</p>

Focus: Presentation of food and drink vocabulary				
Students learn about:	Students learn to:	Integrated teaching, learning and assessment activities	Evidence of learning	Feedback
<ul style="list-style-type: none"> ways of conceptualising and representing patterns and systems in language the importance of tradition to a sense of cultural identity and diversity within the culture 	<ul style="list-style-type: none"> develop strategies for internalising new language and building on prior knowledge identify and explain features of traditional and contemporary lifestyle 	<p>Teacher</p> <ul style="list-style-type: none"> presents new vocabulary using flashcards of food and drink pictures and models pronunciation <p>Students</p> <ul style="list-style-type: none"> mimic pronunciation of food and drink items participate in communicative activities to internalise new vocabulary, eg memory games, matching games, card games complete a table of food and drink items that would be suitable for breakfast, lunch and dinner work in groups and select a traditional Russian dish, locate a recipe for that dish using resources from the library or internet discuss, explain and compare variations in food and drink (traditional and modern/regional) make a collage of the different recipes for a wall chart to be displayed in the classroom 	<p>Correct pronunciation of new vocabulary Oral responses and level of participation in activities will demonstrate how well students recognise and use the vocabulary</p> <p>Correct categorising of new vocabulary items</p> <p>Group discussion and identification of cultural differences in food and drink</p>	<p>Teacher observation and oral feedback on pronunciation</p> <p>Teacher observation and oral feedback on knowledge of and ability to use vocabulary</p> <p>Peer observation and oral feedback on the food and drink categories</p> <p>Teacher observation during group discussion and research</p>

Focus: Presentation and consolidation of language structures – likes/dislikes				
Students learn about:	Students learn to:	Integrated teaching, learning and assessment activities	Evidence of learning	Feedback
<ul style="list-style-type: none"> ways to support effective communication metalinguage to describe the structures and features of language specific patterns and rules in word construction, word order and sentence structure 	<ul style="list-style-type: none"> identify ways in which stress, intonation and body language are used to convey meaning explore grammatical systems to appreciate how languages work identify specific characteristics of the language 	<p>Teacher</p> <ul style="list-style-type: none"> provides models of language structures: <i>Вам нравится, не нравится, вы любите, не любите, ненавидите.</i> <i>Ответьте: да/нет</i> explains the specific patterns and rules in sentence construction <p>Students</p> <ul style="list-style-type: none"> mimic models of language structures identify features of structures such as word order, which in Russian is relatively free, with very few exceptions practise the structures by completing exercises such as word substitution and classification of information 	<p>Level of participation and performance in activity</p> <p>Class discussion and comments on grammatical structures</p> <p>Correct completion of worksheets will demonstrate students' understanding of word construction, word order and sentence structure</p>	<p>Teacher observation and oral feedback on pronunciation, stress, intonations and body language</p> <p>Teacher observation and oral feedback on ability to describe language structures and features</p> <p>Teacher observation and oral feedback on specific patterns and rules</p>

Students learn about:	Students learn to:	Integrated teaching, learning and assessment activities	Evidence of learning	Feedback
<ul style="list-style-type: none"> • linguistic features of texts, such as conversations, interviews and messages • the purpose and context of communication and their influence on the choice of structure, format and vocabulary • manipulation of known structures for writing in new contexts • the importance of logical development of ideas in constructing text • the purpose and context of communication and their influence on choice of structure, format and vocabulary • verbal and nonverbal links with a conversational partner • manipulation of known structures for speaking in new contexts • ways of showing that the purpose of communication has been achieved 	<ul style="list-style-type: none"> • identify specific information • plan, draft and edit when constructing text • select and incorporate modelled structures when producing own texts • express ideas and provide additional details in a series of linked sentences • initiate an interaction, eg by greeting or asking a question • maintain social interactions and communicate appropriately in familiar contexts • select and incorporate modelled structures when producing texts • conclude an interaction using verbal cues and leave taking 	<p>Assessment for learning activity – Listening and Responding Students</p> <ul style="list-style-type: none"> • listen again to the conversations of the group of friends discussing what they love, like, dislike and hate • imagine that they are inviting these young people to lunch in the near future. They use the information from the information-gap activity worksheet and write a note as a reminder of what to serve • are given a sheet of paper with a list of 4–5 food and drink items. Working in pairs, student A initiates a conversation and asks student B whether the/she likes a certain food or drink. Student B responds. Students then swap roles 	<p>The writing of the note will demonstrate students’ ability to respond to spoken text</p> <p>The ability to ask and respond to questions will indicate effective communication</p>	<p>Teacher’s written feedback on structure, format and vocabulary, manipulation of known structures and sequencing of ideas</p> <p>Teacher and peer assessment during pairwork activity</p>

Focus: Presentation and consolidation of language structures – discussing what you eat and drink				
Students learn about:	Students learn to:	Integrated teaching, learning and assessment activities	Evidence of learning	Feedback
<ul style="list-style-type: none"> the structures and features of specific text types in order to interpret key features of the text, such as heading, introduction, visual supports the importance of prior knowledge to interpreting meaning in text the importance of understanding the intention of the author and the context in interpreting meaning 	<ul style="list-style-type: none"> skim and scan text to predict meaning deduce meaning from context and prior knowledge of the subject matter when reading for gist identify roles of and relationships between participants in text 	<p>Students</p> <ul style="list-style-type: none"> read the text of an interview from a teen magazine between a reporter and some teenagers about their eating habits discuss key features of the text, identifying the purpose and overall meaning discuss the structure of the interview and identify the roles of and relationships between the participants in the text <p>Teacher</p> <ul style="list-style-type: none"> Models language structures: <i>Что вы едите и пьёте? Я ем/я пью очень вкусный....., вкусная....., вкусное, невкусно, невкусный, невкусная, невкусное</i> provides opportunities for students to mimic models and practise the structures by participating in exercises eg word substitution 	<p>Group discussion of features of the text type, text content and roles of and relationships between characters</p>	<p>Teacher observation and oral feedback on features of specific text types, text content and interview questions/answers</p>

Students learn about:	Students learn to:	Integrated teaching, learning and assessment activities	Evidence of learning	Feedback
<ul style="list-style-type: none"> • specific patterns and rules in word construction, word order and sentence structure • ways of conceptualising and representing patterns and systems in language • ways to analyse text structure and locate relevant information in text • linguistic feature of texts, such as descriptions, narratives and correspondence • the purpose and context of communication and their influence on the choice of structure, format and vocabulary • accessing resources and the organisation of relevant structures and vocabulary when planning and constructing text • manipulation of known structures for writing in new contexts • ways to analyse text structure and locate relevant information in text 	<ul style="list-style-type: none"> • identify specific characteristics of the language • develop strategies for internalising new language and building on prior knowledge • identify the purpose in texts and distinguish between the main ideas and supporting details • identify specific information • plan, draft, and edit when constructing own text • use available resources to access structures and vocabulary to build a message • select and incorporate modelled linguistic structures in own writing • identify the purpose in texts and distinguish between the main ideas and supporting detail 	<p>Students</p> <ul style="list-style-type: none"> • in pairs or groups, explore and discuss grammatical structures, to identify specific characteristics of the language • consolidate knowledge of structures by participating in communicative activities and exercises, both oral and written • read the interview article again, identifying specific information and constructing a graph of the teenagers' eating habits • work in pairs to produce a written survey for completion by other students about what they eat and drink for breakfast, lunch and dinner. (Answers will inform them about how to cater for a two-day school Russian language camp.) • use available texts, dictionaries, library resources and/or internet resources to access vocabulary and structures • analyse the findings of all the groups and design a suitable menu for the camp 	<p>Group discussion will show students' knowledge and understanding of the new structures</p> <p>Participation in the activities and responses to the exercises</p> <p>Constructing the graph will demonstrate the students' understanding of specific details in the text</p> <p>The written survey will demonstrate students' knowledge and understanding of and skills in producing their own texts</p> <p>Students' menu will demonstrate how well they have analysed the answers to the survey</p>	<p>Teacher observation and oral feedback on specific patterns and rules</p> <p>Teacher's oral feedback during activities, correction of exercises by peers</p> <p>Teacher observation and oral feedback on identification of main ideas and supporting details</p> <p>Written feedback from the teacher on the survey</p> <p>Peer assessment and teacher's written feedback on the design of the menu</p>

Suggested extended context: At a Restaurant				
Students learn about:	Students learn to:	Integrated teaching, learning and assessment activities	Evidence of learning	Feedback
<ul style="list-style-type: none"> the importance of prior knowledge to interpreting meaning in text linguistic features of texts, such as conversations, interviews and messages ways of identifying cultural values and practices in observing social interaction among members of the community ways in which language and behaviour reflect important aspects of the culture the significance of cultural awareness in language use and the influence of cultural values on how meaning is conveyed key features of social interactions in diverse contexts culture-specific expressions 	<ul style="list-style-type: none"> deduce meaning from context and prior knowledge of the subject matter when listening for meaning identify specific information, eg by choosing the correct word recognise the importance of culture and cultural awareness in learning a language identify actions, and words and phrases in the language that encapsulate aspects of culture recognise that there are culturally appropriate expressions for particular contexts recognise how culturally appropriate language and behaviour are used in formal and informal contexts recognise that some words and concepts cannot be literally translated 	<p>Students</p> <ul style="list-style-type: none"> listen to/view a conversation between friends or family on an outing to a restaurant write down what the participants order for meals identify culture-specific customs associated with eating and drinking such as the main meal is in the middle of the day, during any meal bread is always on the table discuss words or phrases that are culture-specific: expressions used before and after meals <i>Приятного аппетита. Спасибо. На здоровье!</i> mimic culture-specific and/or formulaic expressions that encapsulate aspects of culture 	<p>Class discussion reflects the students' understanding of what they have heard</p> <p>Identification of the customs demonstrates students' knowledge of aspects of culture</p> <p>Correct expression, pronunciation and intonation</p>	<p>Teacher observation and oral feedback during discussion on the main ideas in the spoken text</p> <p>Teacher observation and oral feedback during discussion</p> <p>Teacher observation and oral feedback on expression, pronunciation and intonation</p>

Students learn about:	Students learn to:	Integrated teaching, learning and assessment activities	Evidence of learning	Feedback
<ul style="list-style-type: none"> • ways to analyse text structure and locate relevant information in text • linguistic feature of texts, such as descriptions, narratives and correspondence • the purpose and context of communication and their influence on the choice of structure, format and vocabulary • accessing resources and the organisation of relevant structures and vocabulary when planning and constructing text • manipulation of known structures for writing in new contexts • the use of information and communication technologies for communicative purposes 	<ul style="list-style-type: none"> • identify the purpose in texts and distinguish between the main ideas and supporting details • identify specific information • plan, draft, and edit when constructing own text • use available resources to access structures and vocabulary to build a message • select and incorporate modelled linguistic structures in own writing • produce original text using information and communication technologies, eg word processing, digital images 	<ul style="list-style-type: none"> • read the menu from the restaurant and locate culture-specific relevant information by answering questions in English • work in pairs to design an advertisement for the restaurant using the information gathered from the spoken text and the restaurant menu • use available texts, dictionaries, library resources and/or internet resources to access vocabulary and structures 	<p>Oral responses identifying specific information</p> <p>Production of the advertisement demonstrates students' ability to use resources to plan and construct their own text</p>	<p>Teacher observation and oral feedback during discussion of the specific information in the written text</p> <p>Written feedback from the teacher on the advertisement</p>

Students learn about:	Students learn to:	Integrated teaching, learning and assessment activities	Evidence of learning	Feedback
<ul style="list-style-type: none"> • appropriate choices made to achieve communication goals • the importance of recognising audience in communication • specific patterns and rules in word construction, word order and sentence structure • collecting and interpreting electronic information with consideration of its ethical use, in order to identify and reflect on representations of culture • representations of the culture of Russian-speaking communities in text, film and mass media 	<ul style="list-style-type: none"> • recognise linguistic choices made according to purpose, eg request • identify ways in which texts vary according to their intended audience, eg formality • identify specific characteristics of the language, eg grammatical structures and features • research and present information on Russian-speaking communities using a range of information and communication technologies, including CD-ROMs and the internet • identify generalisations about people and culture, eg questioning stereotypes 	<p>Teacher</p> <ul style="list-style-type: none"> • provides models of language structures: <i>Я хотела бы....., я хочу, я возьму...</i> • explains the use of formality and the importance of audience and how language varies accordingly • provides examples of formality in English • explains the linguistic choices made in order to make a request <p>Students</p> <ul style="list-style-type: none"> • identify the grammatical structures used to make a request • internalise the structures by completing oral and written exercises such as word substitution, practising orally with classmates by requesting and giving meal orders • work in groups to research Russian restaurants on the internet using a <i>webquest</i> activity 	<p>Identification of the appropriate grammatical structures</p> <p>Appropriate completion of the exercises and the responses</p> <p>Level of participation in research and quality of presentations will demonstrate students' ability to collect and interpret electronic information</p>	<p>Teacher observation and oral feedback on appropriate structures</p> <p>Teacher observation and oral feedback on accuracy in the use of structures</p> <p>Teacher observation and oral feedback on research and presentations</p>

Students learn about:	Students learn to:	Integrated teaching, learning and assessment activities	Evidence of learning	Feedback
<ul style="list-style-type: none"> • the purpose and context of communication and their influence on the choice of structure, format and vocabulary • accessing resources and the organisation of relevant structures and vocabulary when planning and constructing text • manipulation of known structures for writing in new contexts • the use of information and communication technologies for communicative purposes 	<ul style="list-style-type: none"> • plan, draft, and edit when constructing own text • use available resources to access structures and vocabulary to build a message • select and incorporate modelled structures in own writing • produce original text using information and communication technologies, eg word processing, digital images 	<ul style="list-style-type: none"> • name their imaginary restaurant and also design a menu • use available texts, dictionaries, library resources and/or internet resources to access vocabulary and structures 	<p>Production of the menu will demonstrate the students' ability to use resources to plan and construct their own text</p>	<p>Written feedback from the teacher on content of menus</p>
<ul style="list-style-type: none"> • the purpose and context of communication and their influence on the choice of structure, format and vocabulary • verbal and nonverbal links with a conversational partner • manipulation of known structures for speaking in new contexts • ways of showing that the purpose of communication has been achieved 	<ul style="list-style-type: none"> • initiate an interaction, eg by greeting or asking a question • maintain social interactions and communicate appropriately in familiar contexts, eg turn-taking, agreeing, acknowledging, replying • select and incorporate modelled structures when producing own texts • conclude an interaction using verbal cues and leave taking 	<ul style="list-style-type: none"> • choose roles (customer, restaurant employee) and perform a role-play in a restaurant 	<p>Performance of the role-play will demonstrate students' ability to establish and maintain communication</p>	<p>Written feedback from the teacher on the content and performance of the role-play</p>

5.1.1 Sample assessment for learning activity: Listening and Responding

Context

This is an introductory activity from a unit of work, midway through Stage 4, about eating and drinking. Students have listened to conversations about food and drink preferences. They have participated in communicative activities to internalise vocabulary, and have been given exercises to practise and consolidate their knowledge of new structures. They have learnt vocabulary relating to food and drink and they can identify what they like and dislike.

Outcomes

A student:

- 4.UL.1 demonstrates understanding of the main ideas and supporting detail in spoken texts and responds appropriately
- 4.UL.4 applies a range of linguistic structures to express own ideas in writing
- 4.MLC.1 demonstrates understanding of the importance of appropriate use of language in diverse contexts
- 4.MLC.2 explores the diverse ways in which meaning is conveyed by comparing and describing structures and features of Russian.

Description of activity

The class listens to a group of young people discussing their food and drink preferences. In order to prepare a lunch menu, students use this information to write a note in Russian as a reminder of what each individual prefers. They need to mention the name of the person, the food and drink item and state whether the person likes or dislikes it.

Criteria for assessing learning

(These criteria would normally be communicated to students with the activity.)

Students will be assessed on their ability to:

- understand the spoken text, by identifying:
 - the main ideas
 - specific information
- create accurate and clear texts, using:
 - correct word order
 - subject/verb agreement
 - choice of appropriate vocabulary
- respond to the conversation they have heard, by:
 - providing accurate information in note form
 - selecting and incorporating modelled linguistic structures
 - writing a series of linked sentences
- apply knowledge of the Russian writing system, by:
 - using Russian script accurately.

Guidelines for marking

The following guidelines for marking show one approach to assigning a value to a student's work. Other approaches may be used that better suit the reporting process of the school. Categories, marks, grades, visual representations or individual comments/notations may all be useful.

Range	A student in this range:
High	<ul style="list-style-type: none">• understands the main ideas and supporting detail in spoken texts• selects information from a spoken text to express own ideas, using modelled linguistic structures and providing additional details• creates clear and original text using relevant structures and vocabulary and applying specific patterns and rules in word construction, word order and sentence structure• demonstrates sound knowledge of Russian script.
Satisfactory	<ul style="list-style-type: none">• understands the main ideas and some supporting detail in spoken texts• selects information from a spoken text to express own ideas, using modelled linguistic structures• creates original text using relevant structures and vocabulary and applying some specific patterns and rules in word construction, word order and sentence structure• demonstrates knowledge of Russian script.
Progressing	<ul style="list-style-type: none">• understands some of the main ideas and/or isolated details in spoken texts• selects some information from a spoken text to express own ideas, relying on teacher support and modelled linguistic structures• creates text using a limited range of vocabulary and structures• demonstrates limited knowledge of Russian script.

Feedback

Students will receive written feedback from the teacher. Comments will inform students about their ability to:

- identify main ideas and supporting detail in a spoken text
- apply relevant structures and vocabulary to the creation of text
- incorporate specific detail from a spoken text to express their own ideas in writing
- write Russian script accurately.

Future directions

If evidence indicates that students have experienced difficulty with the listening and responding activity, teachers may need to adjust subsequent learning experiences through additional modelling of structures and scaffolding to support the construction of text. Students whose performances satisfy the criteria progress to the next activity, where they participate in a role-play conversation about their food and drink preferences.

Resources

The recording of the listening passages

5.2 Stage 5 Sample Unit of Work: Special Occasions – A Birthday Party

Learning context: Special Occasions	
Topic: A birthday party.	Indicative time: 4–5 weeks [Extended context (At the Birthday Party): 2–3 weeks]
<p>Unit description: Learning in this unit focuses on developing students’ skills, knowledge and understanding within the context of planning a birthday party. Students acquire vocabulary, expressions and language structures within this context. Student activities relate to the <i>learn about</i> and <i>learn to</i> statements and form the basis of the unit of work. Students listen, read and respond to texts and learn to experiment with linguistic structures in order to express their own ideas.</p> <p>The <i>assessment for learning</i> activity in bold on page 43 has been described in detail at the end of the unit.</p>	
<p>Outcomes</p> <p>A student</p> <p>5.UL.1 selects, summarises and analyses information and ideas in spoken texts and responds appropriately</p> <p>5.UL.2 selects, summarises and analyses information and ideas in written texts and responds appropriately</p> <p>5.UL.3 uses Russian by incorporating diverse structures and features to express own ideas</p> <p>5.UL.4 experiments with linguistic patterns and structures in Russian to convey information and to express own ideas</p> <p>5.MLC.1 demonstrates understanding of the nature of languages as systems by describing and comparing linguistic features across languages</p> <p>5.MLC.2 uses linguistic resources to support the study and production of texts in Russian</p> <p>5.MBC.1 explores the interdependence of language and culture in a range of texts and contexts</p> <p>5.MBC.2 identifies and explains aspects of the culture of Russian-speaking communities in texts.</p>	<p>Language functions and structures</p> <ul style="list-style-type: none"> • Making arrangements, inviting someone to a party, responding to invitations <i>Готовитесь пригласить гостей, приглашаете кого-то в гости, отвечаете на приглашение.</i> • Initiating and completing a shopping transaction <i>Делаете покупки.</i> • Asking for and choosing an item of clothing <i>Выбираете что-нибудь из одежды.</i> • Asking for and giving specific information (eg size, colour) <i>Спрашиваете, есть ли и даёте нужную информацию, т.е. размер, цвет и просите вам дать</i> • Expressing opinions about items, prices (expensive/cheap), sizes colours of items for sale, <i>Выражаете ваше мнение относительно цен, размеров, цветов одежды, которая продаётся и говорите дорого, дешево и т.д.</i> • Choosing and paying for an item <i>Выбираете, что вам нужно и платите за покупку.</i> • Giving compliments <i>Говорите комплименты.</i> • Describing party activities <i>Опишите/расскажите, как гости проводят время.</i> • Expressions of gratitude <i>Выражаете благодарность. Спасибо, благодарю.</i>
<p>Resources</p> <p>Cartoon story/visual stimulus, audio tape/CD, birthday invitations, flashcards of clothing items with sizes and prices, price signs, advertisements (in both Russian and English), realia (clothing items), shopping lists, evaluation checklists</p>	

Focus: Introduction to the unit				
Students learn about:	Students learn to:	Integrated teaching, learning and assessment activities	Evidence of learning	Feedback
<ul style="list-style-type: none"> ways in which texts are constructed for specific purposes ways of identifying relevant details when listening for specific information 	<ul style="list-style-type: none"> identify purpose and distinguish between main points and specific and supporting details in text make judgements about the relevance of detail in understanding text 	<p>Teacher</p> <ul style="list-style-type: none"> outlines the communication tasks of the unit in English <p>Students</p> <ul style="list-style-type: none"> brainstorm ideas about what needs to be done when organising a birthday party listen to and view a representation of a social exchange (without written text) at a party discuss the purpose of the exchange and the main ideas extract information about the main ideas and specific detail, completing an information-gap activity 	<p>Identification of the purpose and main ideas</p> <p>Identification of main ideas and specific details</p>	<p>Teacher observation and oral feedback during discussion of purpose and overall meaning</p> <p>Teacher observation and oral feedback during discussion of main ideas and specific details</p>

Focus: The birthday party invitations				
Students learn about:	Students learn to:	Integrated teaching, learning and assessment activities	Evidence of learning	Feedback
<ul style="list-style-type: none"> ways in which texts are formatted for particular purposes and effects ways in which texts are constructed for specific purposes ways of identifying relevant details when reading for specific information the manipulation of structures, format and choice of vocabulary to achieve specific purposes resources available to enhance or promote independent learning the importance of being aware of the choices that are made to convey precise meaning 	<ul style="list-style-type: none"> explore the way text content is developed and how ideas and information are sequenced, eg headings identify purpose, eg to inform make judgements about the relevance of detail in analysing text, eg extracting ideas and issues referred to in text select and incorporate particular structures to achieve specific purposes develop skills in accessing appropriate additional information to enhance and expand communication evaluate the accuracy and appropriateness of structures when constructing and editing text 	<p>Teacher</p> <ul style="list-style-type: none"> distributes examples of birthday party invitations to students engages students in activities focusing on the revision of days of the week, months of the year and the time <p>Students</p> <ul style="list-style-type: none"> read the birthday party invitations, paying particular attention to the way the text content is developed and the information sequenced read the invitations again to identify the purpose, that is, to invite someone to a birthday party locate the main ideas and supporting detail, such as the date, time, place of the party read the invitations again, this time extracting any ideas or issues, such as whether it is a surprise/fancy dress party, whether catering is provided etc work in pairs to write a birthday party invitation use dictionaries or authentic texts in print or online to expand the message in the invitation 	<p>Oral responses recognising sequencing and text format</p> <p>Oral responses identifying purpose, main ideas and specific detail</p> <p>Oral responses identifying specific ideas and issues</p> <p>Written responses will demonstrate students' ability to select and incorporate vocabulary and structures into the appropriate format</p>	<p>Teacher observation and oral feedback on format and sequencing of information</p> <p>Teacher observation and oral feedback on purpose and content</p> <p>Teacher observation and oral feedback on relevance of detail</p> <p>Written feedback from the teacher on structure, format and vocabulary</p>

Focus: Shopping for clothes for the party				
Students learn about:	Students learn to:	Integrated teaching, learning and assessment activities	Evidence of learning	Feedback
<ul style="list-style-type: none"> cultural concepts and ways they are reflected in language and behaviour the contributions of diverse cultures to the local and global community ways in which texts are formatted for particular purposes and effects 	<ul style="list-style-type: none"> identify and analyse ways in which culture is reflected in language use in diverse contexts reflect on attitudes and practices that differ from their own explore the way text content is developed and how ideas and information are sequenced, eg headings, introductory sentences 	<p>Teacher</p> <ul style="list-style-type: none"> presents new vocabulary using flashcards of clothing items, and models pronunciation <p>Students</p> <ul style="list-style-type: none"> mimic pronunciation of clothing items and participate in activities to internalise new vocabulary <p>Teacher</p> <ul style="list-style-type: none"> presents flashcards of clothing items, this time showing prices and sizes <p>Students</p> <ul style="list-style-type: none"> discuss pricing: currency – <i>рубли, копейки</i> and sizes: <i>женские платья 42 – 54, блузки 42 – 54, юбки 42 – 54, костюмы 42 – 54, мужские рубашки 46 – 56, костюмы 46 – 56, туфли женские 34 – 40, туфли мужские 38 – 44</i> make comparisons between communities with regard to sizing of clothing items <p>Teacher</p> <ul style="list-style-type: none"> provides examples of advertisements for various clothing stores <p>Students</p> <ul style="list-style-type: none"> work in pairs to read the advertisements and discuss the way the information is sequenced explore the meaning and sequencing of the heading and relevant sentences 	<p>Correct pronunciation and use of new vocabulary</p> <p>Group discussion of Russian sizing and pricing systems</p> <p>Class discussion of how text content is developed and sequenced</p>	<p>Teacher observation and oral feedback on pronunciation and use of vocabulary</p> <p>Teacher observation and oral feedback during discussion of prices and sizes</p> <p>Teacher observation and oral feedback on text content and sequencing</p>

Students learn about:	Students learn to:	Integrated teaching, learning and assessment activities	Evidence of learning	Feedback
<ul style="list-style-type: none"> • ways in which texts are constructed for specific purposes • ways of identifying relevant details when reading for specific information • variations of the message according to context, purpose and audience • ways to analyse and explain features of language in use, and their relationship to the system • cultural attitudes that add meaning to texts • the need for consistent application of grammatical rules and conventions to achieve effective communication 	<ul style="list-style-type: none"> • identify purpose, eg to inform, persuade, and distinguish between the main ideas and specific and supporting details in text • make judgements about the relevance of detail in analysing text, eg extracting ideas and issues referred to in text • reflect on formal and informal language, and when and where it is used • analyse aspects of language in order to identify and explain structures and patterns in text • identify and discuss cultural influences in specific texts, eg advertisements • use metalanguage to explain linguistic structures and textual features encountered in text 	<ul style="list-style-type: none"> • identify the purpose of the text and the main ideas and specific details • locate relevant details from the text such as, prices, sizes, colours available, sale items • compare the use of language in advertisements between those of Russian-speaking communities and English-speaking communities • analyse the language used in advertisements and identify and explain the structures which may be used such as imperatives, use of highly descriptive language, abbreviated statements, exclamatory statements • identify cultural influences in the advertisements and discuss how they add meaning to the text 	<p>Oral responses will demonstrate level of understanding of the text</p> <p>Class discussion and level of participation will show intercultural understanding</p> <p>Oral responses explaining and analysing linguistic features</p> <p>Class discussion and level of participation will show cultural understanding</p>	<p>Teacher observation and oral feedback on students' responses to the written text</p> <p>Teacher observation and oral feedback on context, purpose and audience</p> <p>Teacher observation and oral feedback on linguistic features and relationships</p> <p>Teacher observation and oral feedback on identification of cultural influences</p>

Students learn about:	Students learn to:	Integrated teaching, learning and assessment activities	Evidence of learning	Feedback
<ul style="list-style-type: none"> • the manipulation of structure, format and choice of vocabulary to achieve specific purposes • variations of the message according to context, purpose and audience • the importance of being aware of the choices that are made to convey precise meaning • cultural concepts and ways they are reflected in language and behaviour • cultural attitudes that add meaning to texts • ways in which texts are structured for specific purposes • ways of identifying relevant details when listening for specific information • etiquette and ethical behaviour associated with cross-cultural communication • idioms, colloquialisms, register and formality in language use 	<ul style="list-style-type: none"> • select and incorporate particular structures to achieve specific purposes • reflect on formal and informal language, and when and where it is used • evaluate the accuracy and appropriateness of structures when constructing and editing text • identify and analyse ways in which culture is reflected in language use in diverse contexts • identify and discuss cultural influences in specific texts, eg advertisements • identify purpose and distinguish between main ideas and specific details in text • make judgements about the relevance of detail in understanding text, eg extracting ideas and issues referred to in text • recognise appropriate intercultural behaviour in diverse settings • explain the use of words or expressions with particular cultural significance in Russian texts 	<ul style="list-style-type: none"> • create a promotional flyer for an imaginary clothing store which has the right ‘look’ for a party. The flyer needs to include a description of the clothing, prices and available sizes • view and listen to a scene of a shopping transaction in a department store or similar place and complete an information-gap activity where students summarise the information • view and listen to the spoken text again and identify and explain the culturally specific behaviours and expressions 	<p>The creation of the flyer will demonstrate students’ ability to experiment with linguistic patterns and structures to express their own ideas in writing</p> <p>Correct completion of an information-gap activity, identifying relevant details</p> <p>Class discussion will show level of understanding of cultural aspects</p>	<p>Written feedback from the teacher on the ability to convey information and ideas using appropriate vocabulary and structures</p> <p>Oral feedback from the teacher on main ideas and specific details</p> <p>Oral feedback from the teacher on etiquette and culturally specific expressions</p>

Students learn about:	Students learn to:	Integrated teaching, learning and assessment activities	Evidence of learning	Feedback
<ul style="list-style-type: none"> • the manipulation of structure, format and choice of vocabulary to achieve particular purposes • the application of known linguistic structures in new contexts • variations of the message according to context • the importance of being aware of the choices made to convey precise meaning • etiquette and ethical behaviour associated with cross-cultural communication • idioms, colloquialisms, register and formality in language use 	<ul style="list-style-type: none"> • select and manipulate particular structures to achieve specific communication goals • reconstruct information from a range of sources • reflect on formal and informal language, and when and where it is used • evaluate the accuracy and appropriateness of structures when constructing and editing text • recognise appropriate intercultural behaviour in diverse settings • explain the use of words or expressions with particular cultural significance in Russian texts 	<ul style="list-style-type: none"> • work in groups to role-play a shopping transaction in an imaginary clothing store, about the purchase of an item to wear to a birthday party 	<p>Performance of the role-play will indicate students' ability to use Russian to express their own ideas</p>	<p>Teacher and peer assessment via a checklist with specific criteria that includes appropriate greetings, asking for the items, giving details of size/colour/price, commenting on the size/colour/price, giving compliments, completing the transaction</p>

Focus: Selecting a present				
Students learn about:	Students learn to:	Integrated teaching, learning and assessment activities	Evidence of learning	Feedback
<ul style="list-style-type: none"> ways in which texts are formatted for particular purposes and effects ways in which texts are constructed for specific purposes ways of identifying relevant details when reading for specific information 	<ul style="list-style-type: none"> explore the way text content is developed and how ideas and information are sequenced, eg paragraphing identify purpose and distinguish between main points and specific and supporting detail make judgements about the relevance of detail in analysing text, eg extracting ideas and issues referred to text 	<p>Students</p> <ul style="list-style-type: none"> brainstorm vocabulary for items that would be suitable gifts <p>Teacher</p> <ul style="list-style-type: none"> provides models of language structures relating to giving opinions and stating preferences provides opportunities for students to mimic models and practise the structures by participating in oral and written exercises such as word substitution <p>Assessment for learning activity – Reading and Responding</p> <p>Students</p> <ul style="list-style-type: none"> read an email from a friend which details suggestions for possible gift ideas for another friend’s birthday write an email in response, giving an opinion about each of the gift ideas and then expressing a preference 	<p>The written response to the email</p>	<p>Written feedback from the teacher on responses</p>

Focus: At the birthday party				
Students learn about:	Students learn to:	Integrated teaching, learning and assessment activities	Evidence of learning	Feedback
<ul style="list-style-type: none"> ways of identifying relevant details when listening for specific information application of known linguistic structures in new contexts resources available to enhance and promote independent learning 	<ul style="list-style-type: none"> make judgements about the relevance of details in understanding text, eg extracting ideas and issues referred to in text reconstruct information from a range of sources, eg summarising information develop skills in accessing appropriate additional information to expand and enhance communication, eg dictionaries, word lists, grammar references 	<p>Students</p> <ul style="list-style-type: none"> listen to the social exchange of the party scene without the visual support take notes in English about what is happening at the party write a summary of the information in Russian, giving details about the party eg what each person is doing or wearing present an oral commentary in Russian, using a visual cue as a prompt, eg one scene of a cartoon story or video <p>Teacher</p> <ul style="list-style-type: none"> presents models of language structures relating to use of the past tense provides opportunities for students to mimic models and practise the structures by participating in oral and written exercises such as word substitution <p>Students</p> <ul style="list-style-type: none"> write a letter about the birthday party to one of their classmates who is on exchange in Russia and could not attend the party 	<p>Written summaries with appropriate reconstruction of information</p> <p>Relevance of oral commentary to the visual cue</p> <p>Appropriate use of structure, format and vocabulary in the letter</p>	<p>Written feedback from the teacher on the summaries</p> <p>Written feedback from peers on relevance of oral commentary to the visual cue</p> <p>Written feedback from the teacher on structure, format and vocabulary</p>

5.2.1 Sample assessment for learning activity: Reading and Responding

Context

This activity occurs in the middle of a unit of work that students undertake midway through Stage 5. Students are organising a birthday party for a friend. They have made plans for the party that have included sending out invitations and organising what to bring to the party. They have participated in role-play activities in shopping situations, to choose outfits to wear to the party. They have learnt vocabulary relating to gift ideas and participated in activities that have enabled them to internalise structures needed to state opinions. They now respond to an email from a friend, who makes suggestions regarding the birthday gift.

Outcomes

A student:

- 5.UL.2 selects, summarises and analyses information and ideas in written texts and responds appropriately
- 5.UL.4 experiments with linguistic patterns and structures in Russian to convey information and to express own ideas
- 5.MLC.1 demonstrates understanding of the nature of languages as systems by describing and comparing linguistic features across languages
- 5.MLC.2 uses linguistic resources to support the study and production of texts in Russian.

Description of activity

Students are trying to decide what to buy their friend for his/her birthday. They receive an email from a friend, with detailed suggestions for possible gift ideas. Students read the email and write an email in response, giving an opinion about each of the gift ideas and then expressing a preference.

Criteria for assessing learning

(The criteria would normally be communicated to students with the activity.)

Students will be assessed on their ability to:

- select, summarise and analyse information in a written text, by:
 - distinguishing between main points, specific and supporting detail
- convey information and express own ideas, by:
 - selecting and incorporating particular linguistic structures for a specific purpose
- demonstrate effective communication in a clear and cohesive text, by:
 - applying grammatical rules and conventions consistently
 - making linguistic choices to enhance intended meaning.

Guidelines for marking

The following guidelines for marking show one approach to assigning a value to a student's work. Other approaches may be used to better suit the reporting process of the school. Categories, marks, grades, visual representations or individual comments/notations may all be useful.

Range	A student in this range:
8–10 (High)	<ul style="list-style-type: none"> selects information from the written text and responds using relevant detail creates an effective text using a range of linguistic patterns and structures to convey information and express own ideas for a specific purpose applies grammatical rules and conventions to the development of clear and cohesive text.
4–7 (Satisfactory)	<ul style="list-style-type: none"> selects information from the written text and responds using some relevant detail creates a text using some linguistic patterns and structures to convey information and express own ideas for a specific purpose applies grammatical rules and conventions to the development of cohesive text.
1–3 (Progressing)	<ul style="list-style-type: none"> selects some details from the written text and responds, relying on teacher support creates a text using a limited range of linguistic patterns and structures to convey information and express own ideas applies grammatical rules and conventions to the development of text, relying on teacher support and modelled linguistic structures.

Feedback

Students will receive written feedback from the teacher. Comments will inform students about their ability to:

- select, summarise and analyse information for use in a response
- convey information and express ideas in Russian in an email
- use particular vocabulary and structures to give opinions about gift ideas and express a preference.

Future directions

If evidence indicates that students have experienced difficulty with the activity, teachers may need to adjust learning experiences through additional modelling of structures, and scaffolding to support comprehension of written text and construction of the written response. Students whose performances satisfy the criteria progress to related activities where, for example, they role-play the purchase of a gift, plan an imaginary birthday party, participate in role-play at the party, then write a letter about the party to a friend such as a class member who is currently on exchange in Russia.

Resources

The stimulus email