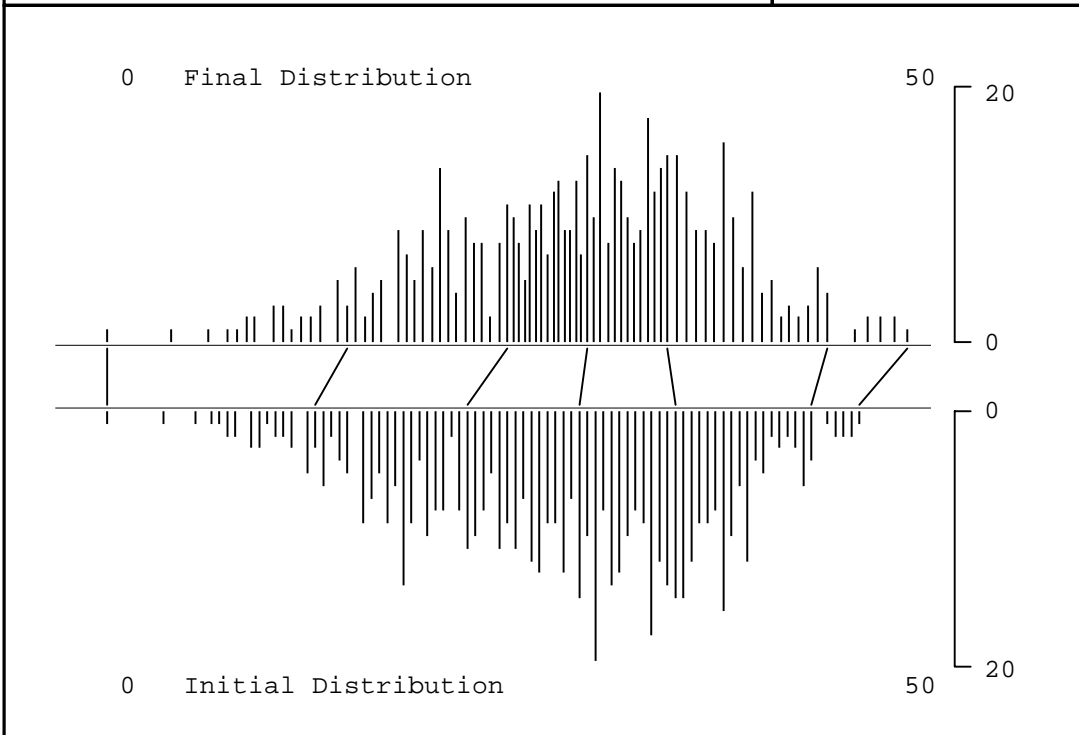


Higher School Certificate Examination 1996

Aboriginal Studies - 2 unit - 20600

Performance of the Single 2 unit candidature

	Raw/100	Initial/50	Final/50		
Mean	56.91	28.45	29.40	Candidature: 582	
Std.Devn	17.75	8.88	8.19		
Minimum	0.00	0.00	0.00		
Median	59.00	29.50	30.00		
Maximum	94.00	47.00	50.00		
				Mapping Points Initial - Final	
Score Group	Freq	% Freq	Cuml Freq	% Cuml Freq	47.0 - 50.0
45 - 50.0	12	2.06	12	2.06	44.0 - 45.0
35 - 44.9	137	23.54	149	25.60	35.5 - 35.0
25 - 34.9	286	49.14	435	74.74	29.5 - 30.0
15 - 24.9	119	20.45	554	95.19	22.5 - 25.0
0 - 14.9	28	4.81	582	100.00	13.0 - 15.0
					0.0 - 0.0

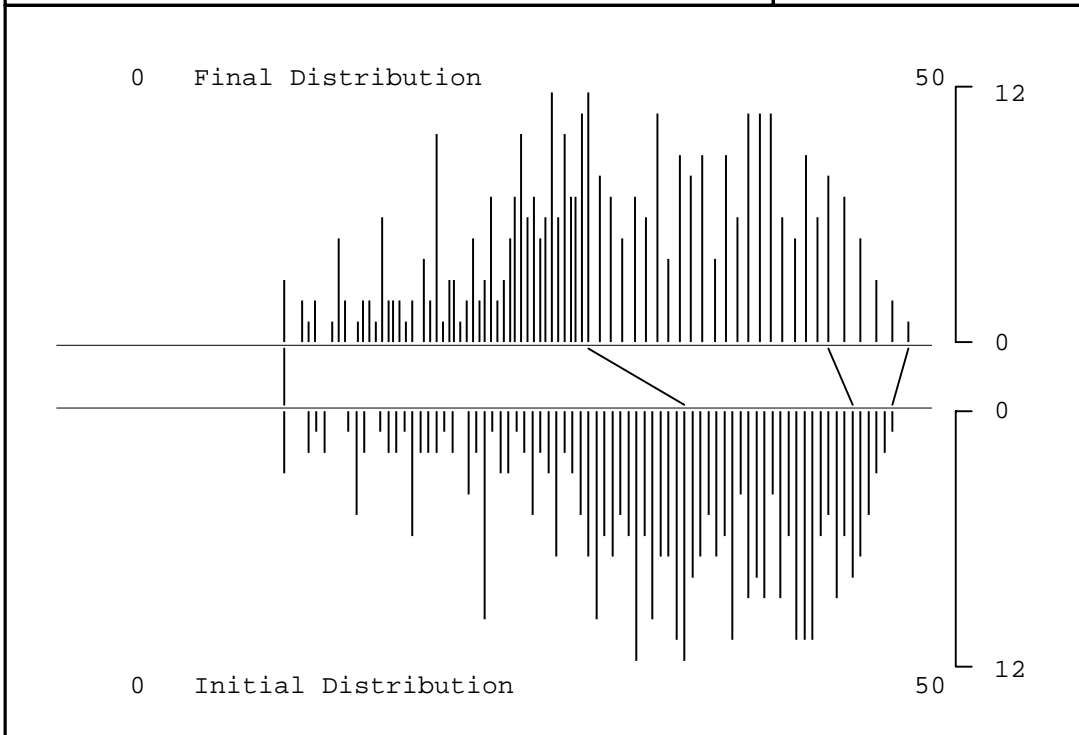


Higher School Certificate Examination 1996

Accounting - 2 unit - 21801

Performance of the Single 2 unit candidature

	Raw/100	Initial/50	Final/50		
Mean	69.75	34.87	31.15	Candidature: 374	
Std.Devn	17.61	8.80	8.94		
Minimum	22.00	11.00	11.00		
Median	72.00	36.00	30.00		
Maximum	98.00	49.00	50.00		
				Mapping Points Initial - Final	
Score Group	Freq	% Freq	Cuml Freq	% Cuml Freq	49.0 - 50.0
45 - 50.0	18	4.81	18	4.81	46.5 - 45.0
35 - 44.9	116	31.02	134	35.83	36.0 - 30.0
25 - 34.9	155	41.44	289	77.27	11.0 - 11.0
15 - 24.9	69	18.45	358	95.72	
0 - 14.9	16	4.28	374	100.00	

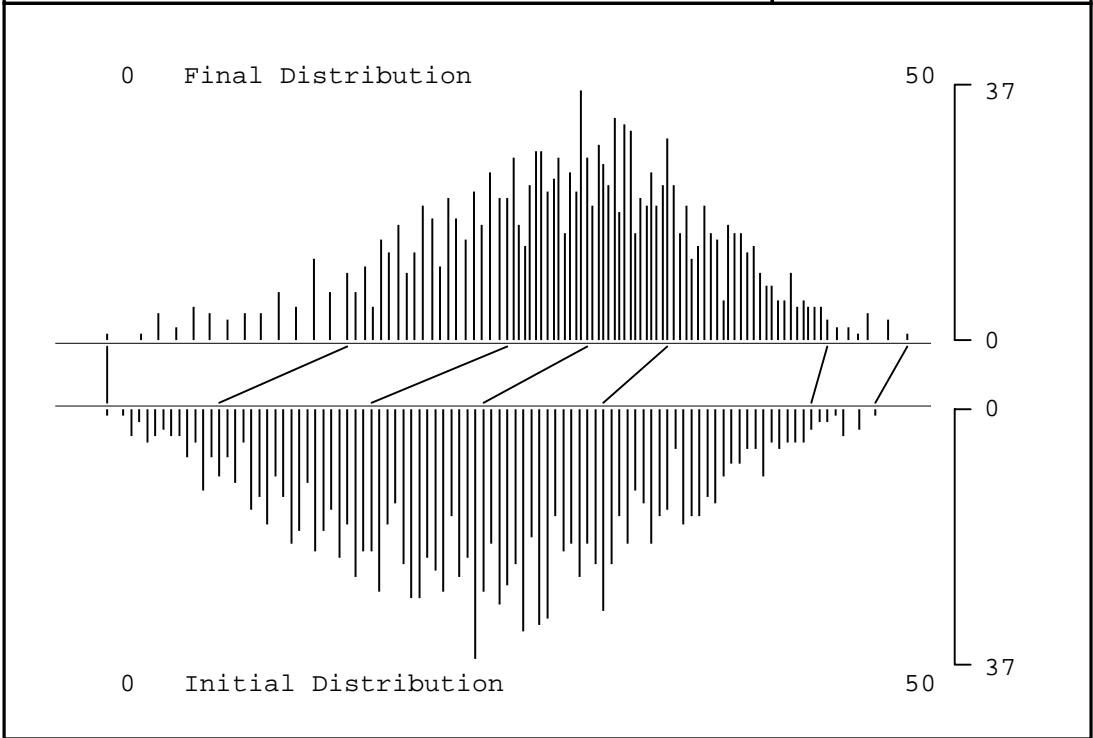


Higher School Certificate Examination 1996

Agriculture - 2/3 unit - 21810

Performance of 2 unit candidates
on the 2 unit / 3 unit Common Paper

	Raw/100	Initial/50	Final/50		
Mean	46.89	23.44	29.31	Candidature: 1382	
Std.Devn	19.45	9.73	8.04		
Minimum	0.00	0.00	0.00		
Median	47.00	23.50	30.00		
Maximum	96.00	48.00	50.00		
				Mapping Points Initial - Final	
Score Group	Freq	% Freq	Cuml Freq	% Cuml Freq	48.0 - 50.0
45 - 50.0	16	1.16	16	1.16	44.0 - 45.0
35 - 44.9	322	23.30	338	24.46	31.0 - 35.0
25 - 34.9	696	50.36	1034	74.82	23.5 - 30.0
15 - 24.9	289	20.91	1323	95.73	16.5 - 25.0
0 - 14.9	59	4.27	1382	100.00	7.0 - 15.0
					0.0 - 0.0

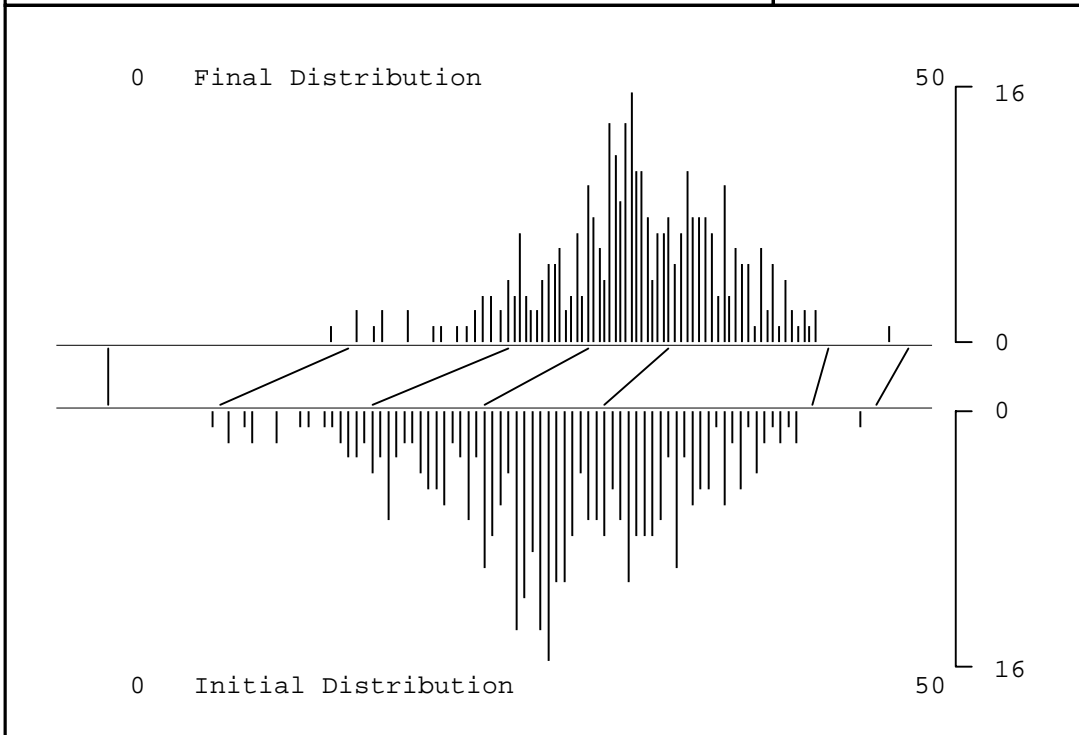


Higher School Certificate Examination 1996

Agriculture - 2/3 unit - 21810

Performance of 3 unit candidates
on the 2 unit / 3 unit Common Paper

	Raw/100	Initial/50	Final/50		
Mean	55.72	27.86	32.92	Candidature: 341	
Std.Devn	14.64	7.32	5.46		
Minimum	13.00	6.50	13.90		
Median	55.00	27.50	32.70		
Maximum	94.00	47.00	48.80		
				Mapping Points Initial - Final	
Score Group	Freq	% Freq	Cuml Freq	% Cuml Freq	48.0 - 50.0
45 - 50.0	1	0.29	1	0.29	44.0 - 45.0
35 - 44.9	121	35.48	122	35.78	31.0 - 35.0
25 - 34.9	197	57.77	319	93.55	23.5 - 30.0
15 - 24.9	21	6.16	340	99.71	16.5 - 25.0
0 - 14.9	1	0.29	341	100.00	7.0 - 15.0
					0.0 - 0.0

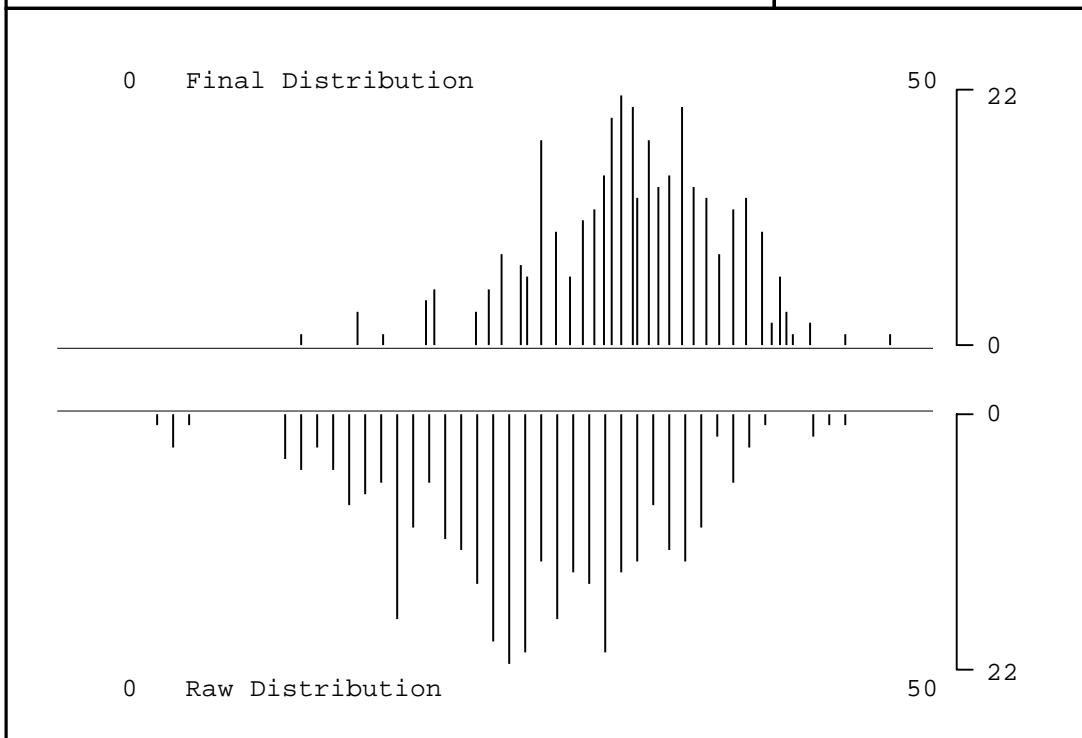


Higher School Certificate Examination 1996

Agriculture - 3 unit - 21811

Performance of 3 unit candidates
on the 3 unit Additional Paper

	Raw/50	Initial/50	Final/50		
Mean	26.19	27.47	32.63	Candidature: 345	
Std.Devn	7.59	7.39	5.53		
Minimum	3.00	5.60	12.00		
Median	26.00	27.50	32.70		
Maximum	46.00	47.00	48.80		
				Mapping Points Initial - Final	
Score Group	Freq	% Freq	Cuml Freq	% Cuml Freq	48.0 - 50.0
45 - 50.0	2	0.58	2	0.58	44.0 - 45.0
35 - 44.9	120	34.78	122	35.36	31.0 - 35.0
25 - 34.9	193	55.94	315	91.30	23.5 - 30.0
15 - 24.9	29	8.41	344	99.71	16.5 - 25.0
0 - 14.9	1	0.29	345	100.00	7.0 - 15.0
					0.0 - 0.0

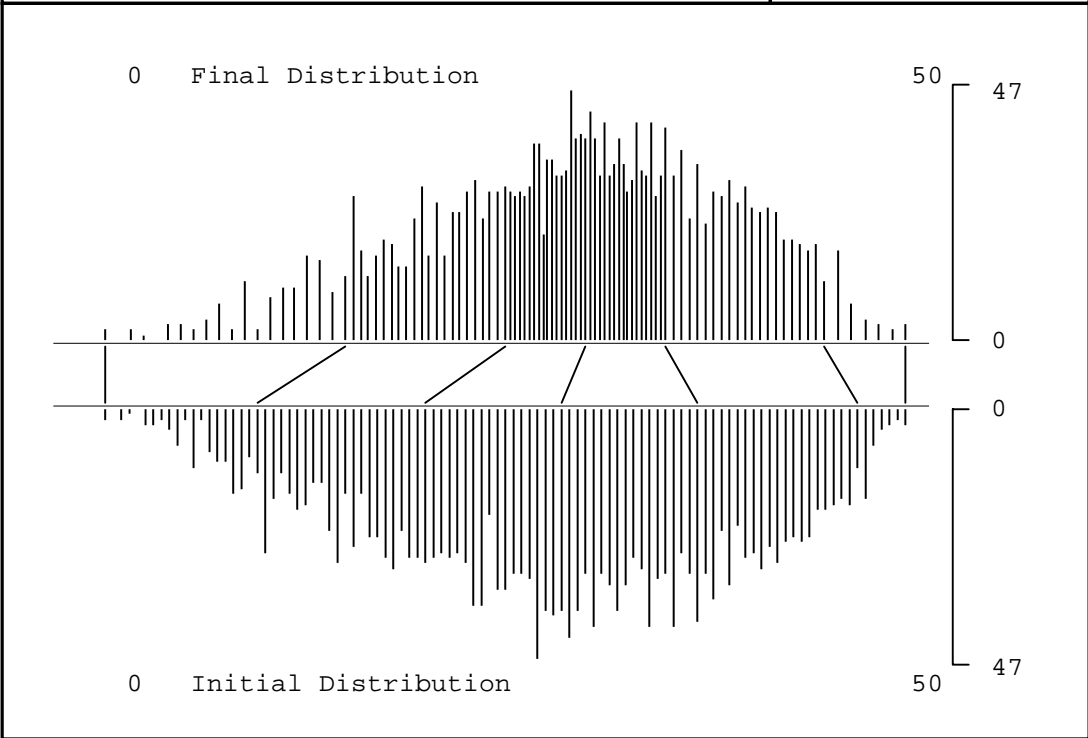


Higher School Certificate Examination 1996

Ancient History (Personalities & Times) - 2 unit - 20621

Performance of the Single 2 unit candidature

	Raw/100	Initial/50	Final/50		
Mean	56.15	28.08	29.56	Candidature: 2247	
Std.Devn	21.78	10.89	8.36		
Minimum	0.00	0.00	0.00		
Median	57.00	28.50	30.00		
Maximum	100.00	50.00	50.00		
				Mapping Points Initial - Final	
Score		%	Cuml	% Cuml	50.0 - 50.0
Group	Freq	Freq	Freq	Freq	47.0 - 44.9
					37.0 - 35.0
45 - 50.0	36	1.60	36	1.60	28.5 - 30.0
35 - 44.9	525	23.36	561	24.97	20.0 - 25.0
25 - 34.9	1135	50.51	1696	75.48	9.5 - 15.0
15 - 24.9	444	19.76	2140	95.24	0.0 - 0.0
0 - 14.9	107	4.76	2247	100.00	

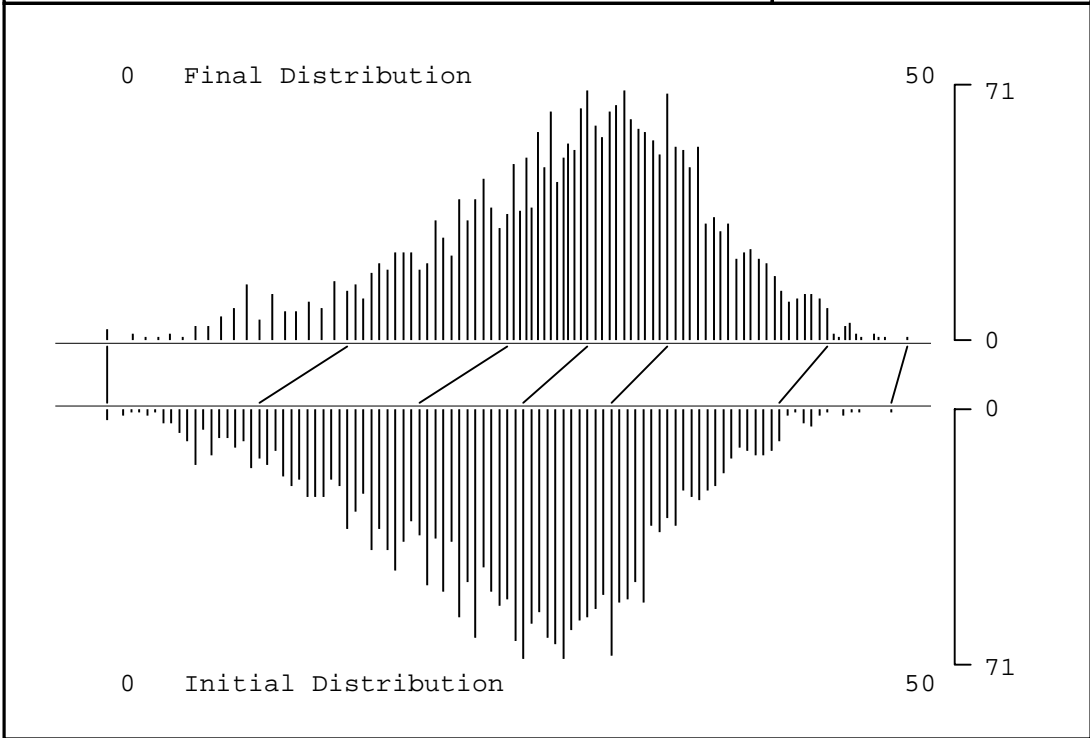


Higher School Certificate Examination 1996

Ancient History - 2/3 unit - 20630

Performance of 2 unit candidates
on the 2 unit / 3 unit Common Paper

	Raw/100	Initial/50	Final/50		
Mean	49.99	25.00	29.24	Candidature: 2659	
Std.Devn	16.99	8.50	7.89		
Minimum	0.00	0.00	0.00		
Median	52.00	26.00	30.00		
Maximum	98.00	49.00	50.00		
				Mapping Points Initial - Final	
Score Group	Freq	% Freq	Cuml Freq	% Cuml Freq	49.0 - 50.0
45 - 50.0	29	1.09	29	1.09	42.0 - 45.0
35 - 44.9	627	23.58	656	24.67	31.5 - 35.0
25 - 34.9	1344	50.55	2000	75.22	26.0 - 30.0
15 - 24.9	537	20.20	2537	95.41	19.5 - 25.0
0 - 14.9	122	4.59	2659	100.00	9.5 - 15.0
					0.0 - 0.0

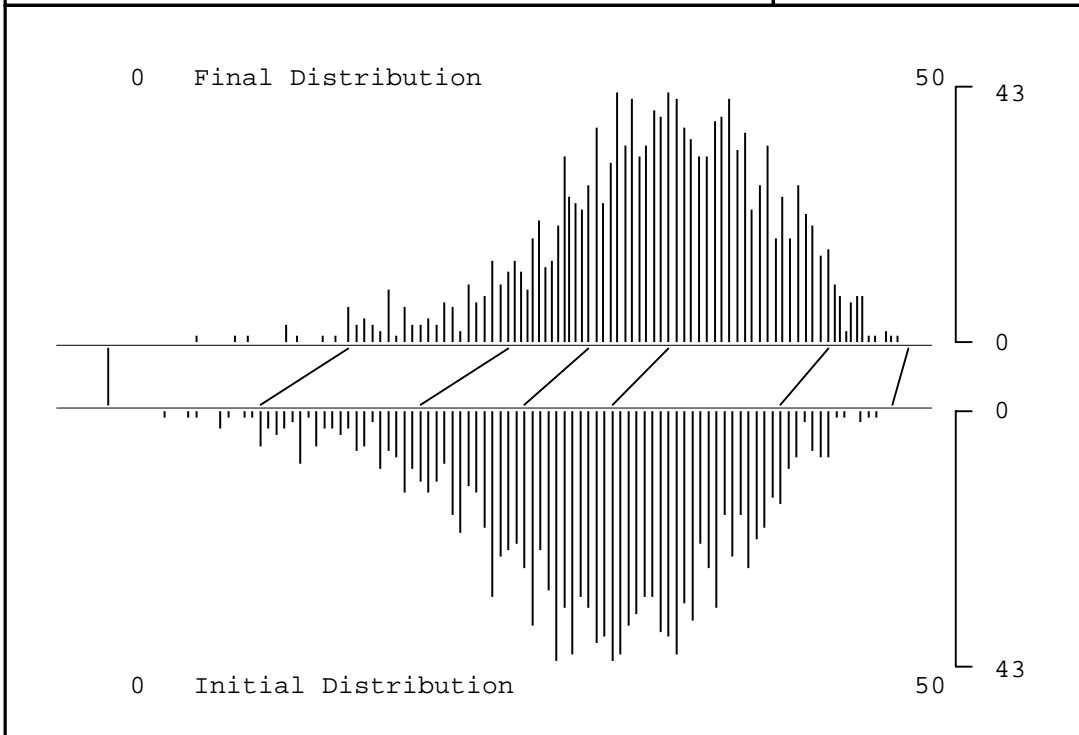


Higher School Certificate Examination 1996

Ancient History - 2/3 unit - 20630

Performance of 3 unit candidates
on the 2 unit / 3 unit Common Paper

	Raw/100	Initial/50	Final/50		
Mean	60.75	30.38	34.17	Candidature: 1443	
Std.Devn	15.15	7.58	6.87		
Minimum	7.00	3.50	5.50		
Median	62.00	31.00	34.50		
Maximum	96.00	48.00	49.30		
				Mapping Points Initial - Final	
Score Group	Freq	% Freq	Cuml Freq	% Cuml Freq	49.0 - 50.0
45 - 50.0	65	4.50	65	4.50	42.0 - 45.0
35 - 44.9	638	44.21	703	48.72	31.5 - 35.0
25 - 34.9	620	42.97	1323	91.68	26.0 - 30.0
15 - 24.9	111	7.69	1434	99.38	19.5 - 25.0
0 - 14.9	9	0.62	1443	100.00	9.5 - 15.0
					0.0 - 0.0

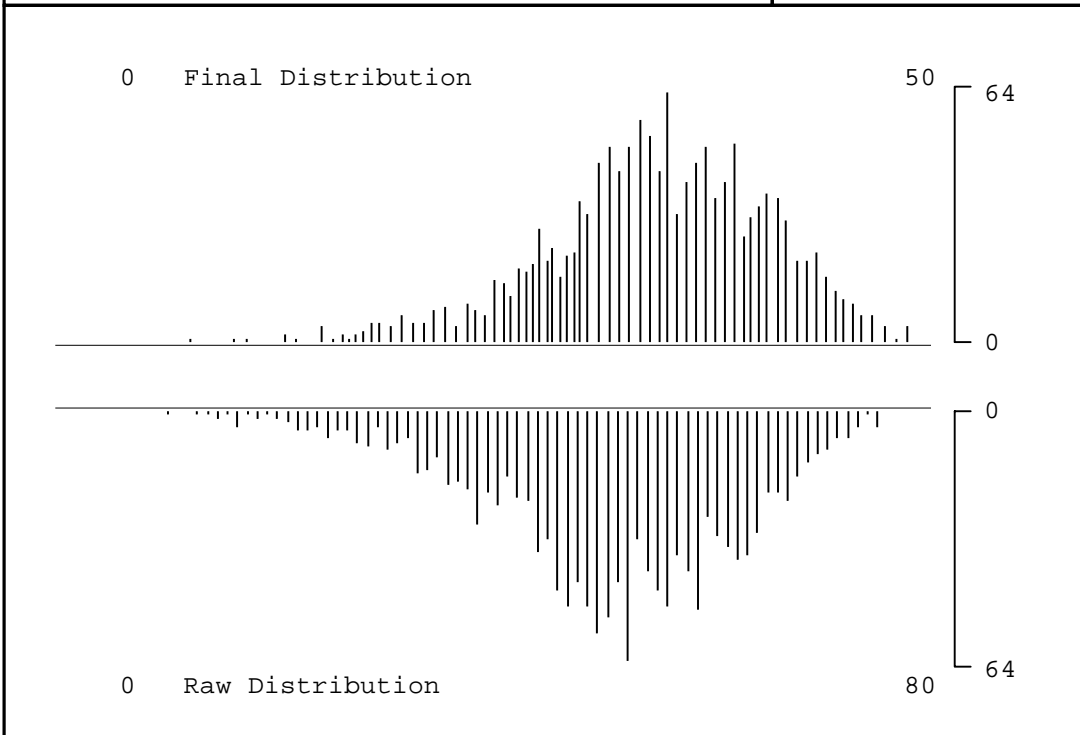


Higher School Certificate Examination 1996

Ancient History - 3 unit - 20631

Performance of 3 unit candidates
on the 3 unit Additional Paper

	Raw/80	Initial/50	Final/50		
Mean	50.26	30.35	34.15	Candidature: 1447	
Std.Devn	12.36	7.63	6.93		
Minimum	6.00	3.30	5.20		
Median	51.00	31.00	34.50		
Maximum	77.00	48.00	50.00		
				Mapping Points Initial - Final	
Score Group	Freq	% Freq	Cuml Freq	% Cuml Freq	48.0 - 50.0
45 - 50.0	57	3.94	57	3.94	42.0 - 45.0
35 - 44.9	645	44.57	702	48.51	31.5 - 35.0
25 - 34.9	618	42.71	1320	91.22	26.0 - 30.0
15 - 24.9	114	7.88	1434	99.10	19.5 - 25.0
0 - 14.9	13	0.90	1447	100.00	9.5 - 15.0
					0.0 - 0.0

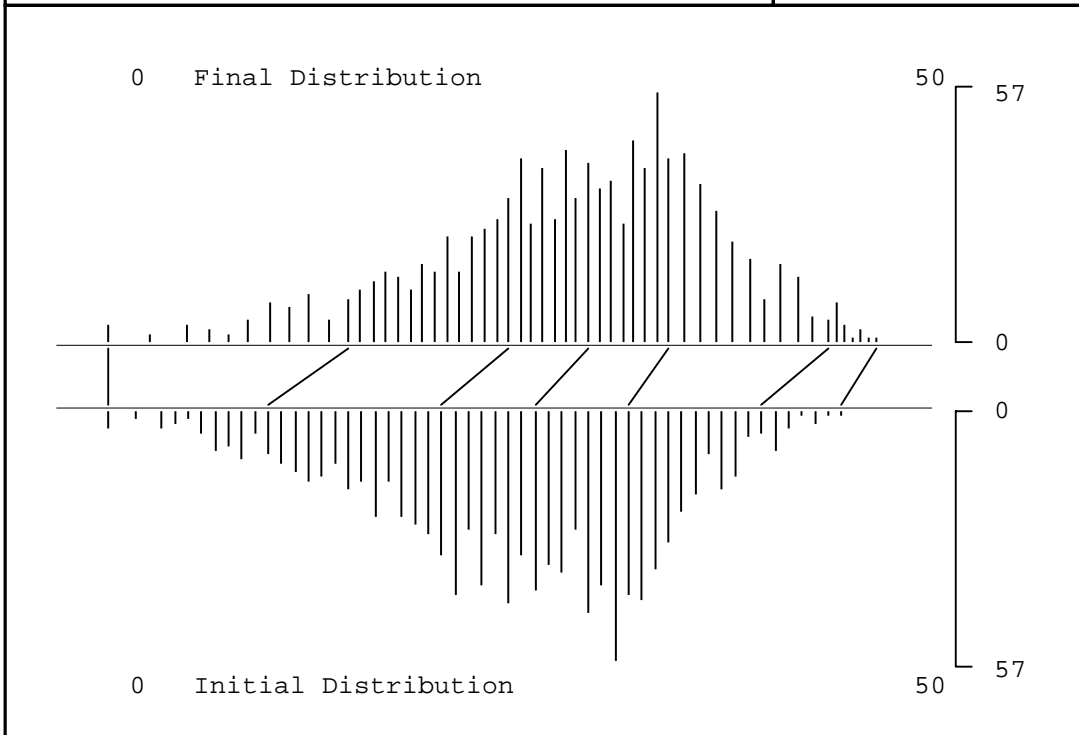


Higher School Certificate Examination 1996

Applied Studies - 1 unit - 21905

Performance of the Single 1 unit candidature

	Raw/60	Initial/50	Final/50		
Mean	30.64	25.53	29.06	Candidature: 1080	
Std.Devn	10.39	8.66	8.28		
Minimum	0.00	0.00	0.00		
Median	32.00	26.70	30.00		
Maximum	55.00	45.80	48.00		
				Mapping Points Initial - Final	
Score Group	Freq	% Freq	Cuml Freq	% Cuml Freq	Initial - Final
45 - 50.0	24	2.22	24	2.22	45.8 - 48.0
35 - 44.9	242	22.41	266	24.63	40.8 - 45.0
25 - 34.9	530	49.07	796	73.70	32.5 - 35.0
15 - 24.9	231	21.39	1027	95.09	26.7 - 30.0
0 - 14.9	53	4.91	1080	100.00	20.8 - 25.0
					10.0 - 15.0
					0.0 - 0.0

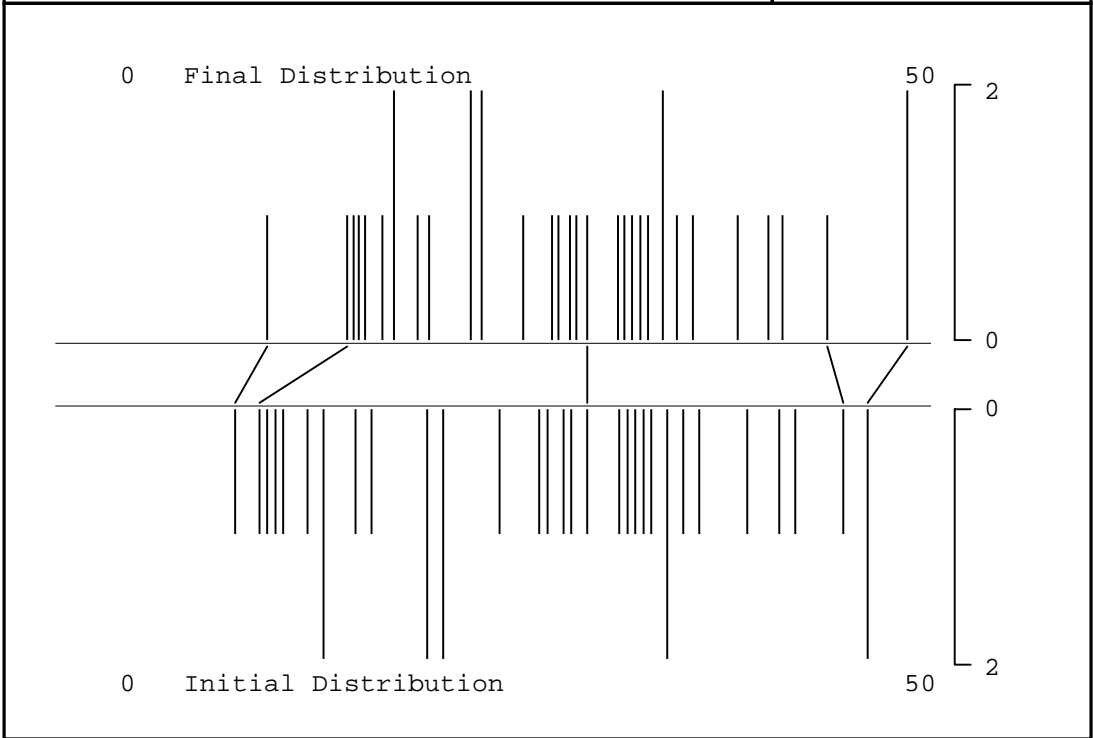


Higher School Certificate Examination 1996

Arabic Z - 2 unit - 21200

Performance of the Single 2 unit candidature

	Raw/100	Initial/50	Final/50	
Mean	53.89	26.94	28.59	Candidature: 35
Std.Devn	23.51	11.76	10.15	
Minimum	16.00	8.00	10.00	Mapping Points Initial - Final
Median	57.00	28.50	28.90	
Maximum	95.00	47.50	50.00	
<i>Cumulative frequency proportions are not reported for this scaling model.</i>				47.5 - 50.0
				46.0 - 45.0
				30.0 - 30.0
				9.5 - 15.0
				8.0 - 10.0

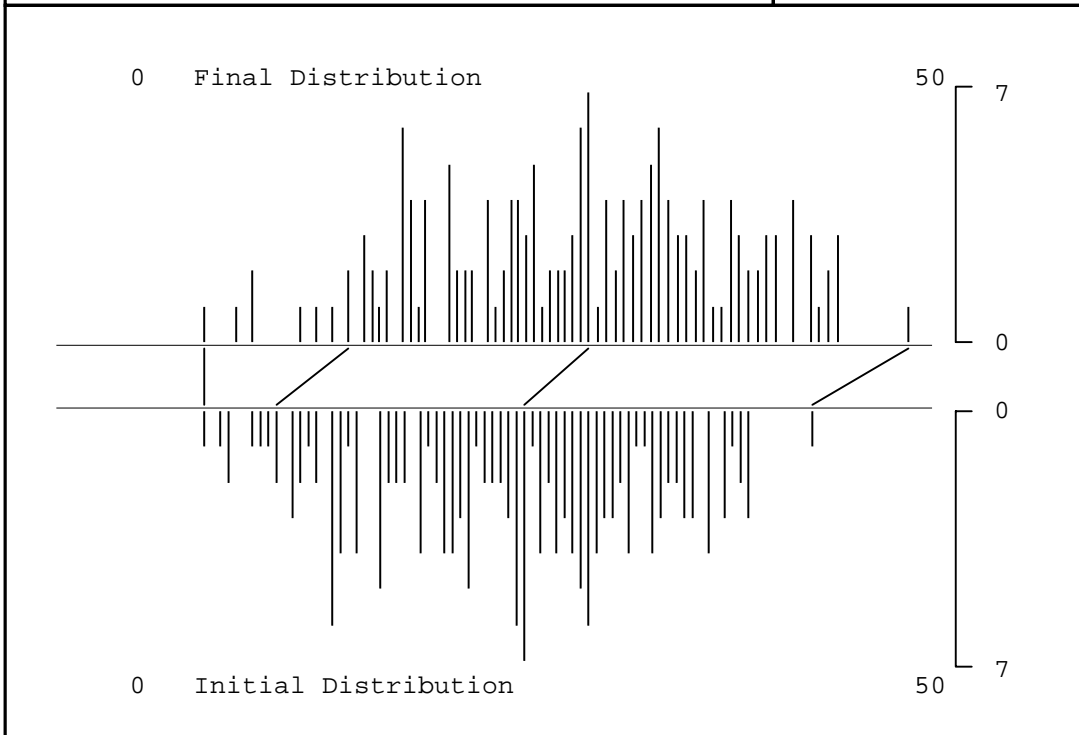


Higher School Certificate Examination 1996

Arabic (General) - 2 unit - 21201

Performance of the Single 2 unit candidature

	Raw/100	Initial/50	Final/50	
Mean	50.26	25.13	29.50	Candidature: 167
Std.Devn	17.11	8.55	9.03	
Minimum	12.00	6.00	6.00	
Median	52.00	26.00	30.00	
Maximum	88.00	44.00	50.00	
<p><i>Cumulative frequency proportions are not reported for this scaling model.</i></p>				Mapping Points Initial - Final
				<p>44.0 - 50.0 26.0 - 30.0 10.5 - 15.0 6.0 - 6.0</p>

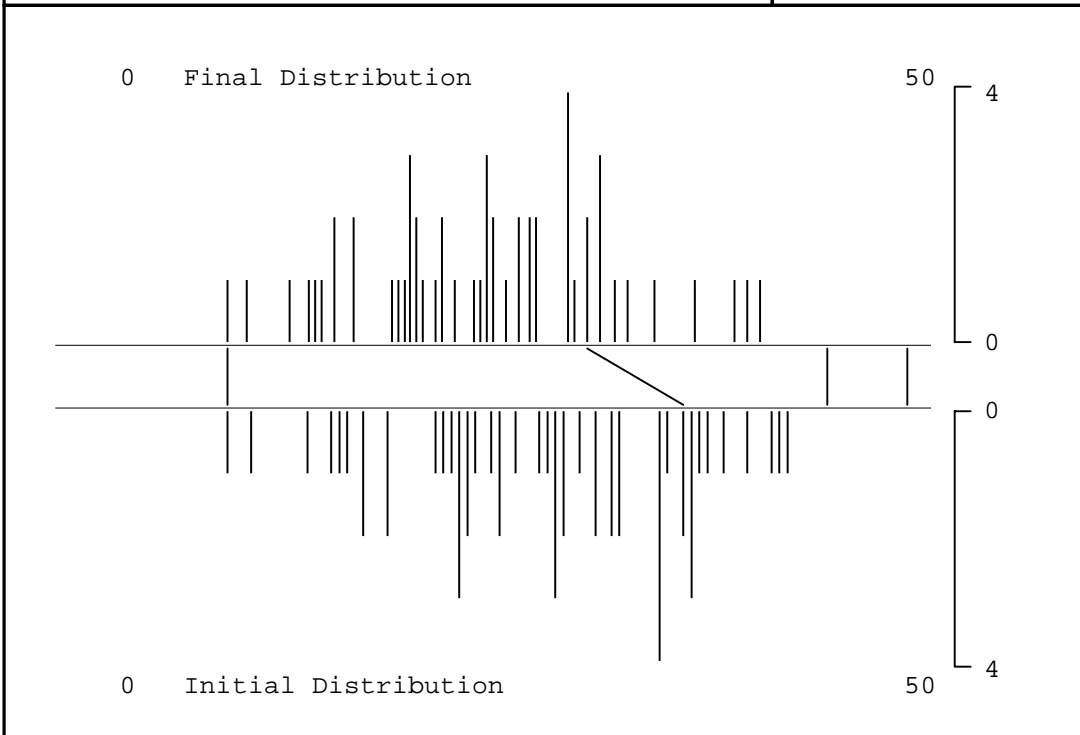


Higher School Certificate Examination 1996

Arabic - 2/3 unit - 21202

Performance of 2 unit candidates
on the 2 unit / 3 unit Common Paper

	Raw/100	Initial/50	Final/50	
Mean	54.87	27.44	23.69	Candidature: 54
Std.Devn	17.42	8.71	7.67	
Minimum	15.00	7.50	7.50	
Median	56.00	28.00	23.70	
Maximum	85.00	42.50	40.80	
<p><i>Cumulative frequency proportions are not reported for this scaling model.</i></p>				Mapping Points Initial - Final
				<p>50.0 - 50.0 45.0 - 45.0 36.0 - 30.0 7.5 - 7.5</p>

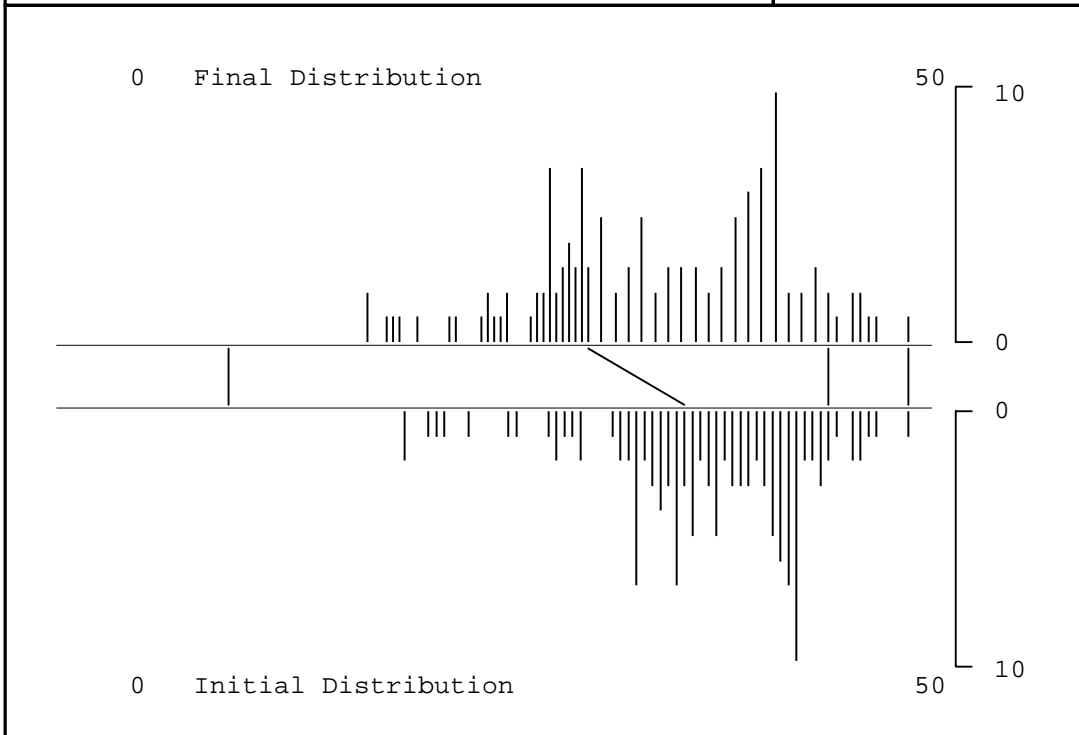


Higher School Certificate Examination 1996

Arabic - 2/3 unit - 21202

Performance of 3 unit candidates
on the 2 unit / 3 unit Common Paper

	Raw/100	Initial/50	Final/50	
Mean	75.05	37.52	34.07	Candidature: 125
Std.Devn	12.76	6.38	7.71	
Minimum	37.00	18.50	16.20	Mapping Points Initial - Final
Median	76.00	38.00	33.30	
Maximum	100.00	50.00	50.00	
<i>Cumulative frequency proportions are not reported for this scaling model.</i>				50.0 - 50.0
				45.0 - 45.0
				36.0 - 30.0
				7.5 - 7.5

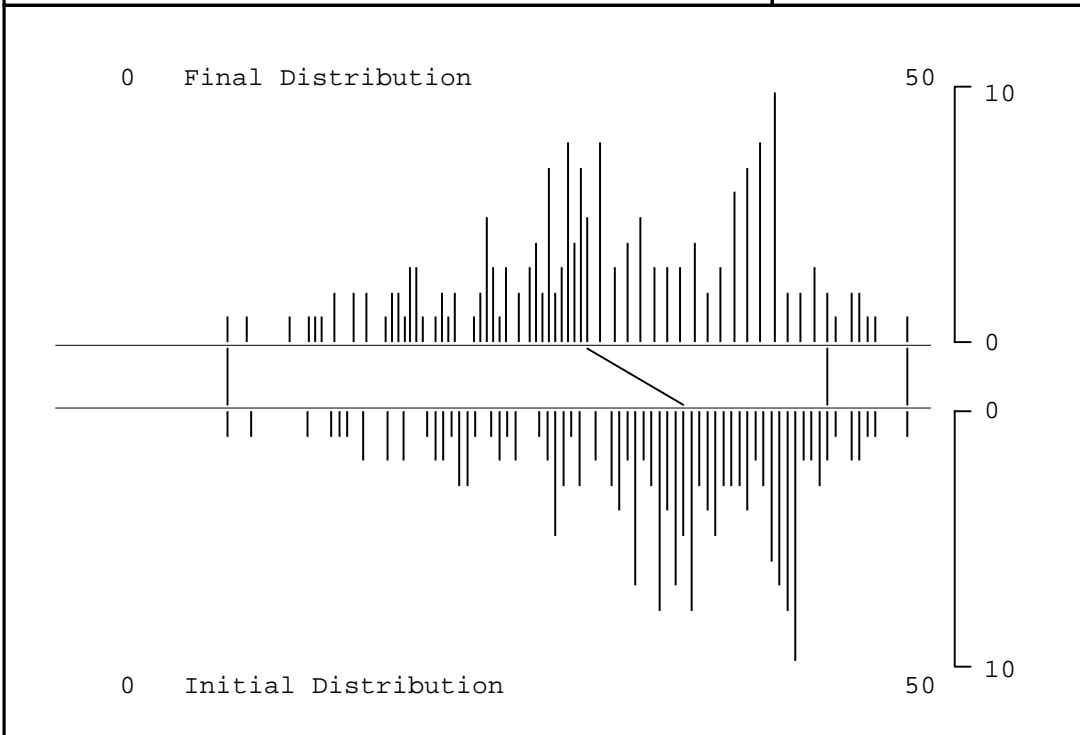


Higher School Certificate Examination 1996

Arabic - 2/3 unit - 21202

Performance of **2 unit and 3 unit** candidates
on the 2 unit / 3 unit Common Paper

	Raw/100	Initial/50	Final/50	
Mean	68.96	34.48	30.94	Candidature: 179
Std.Devn	17.06	8.53	9.05	
Minimum	15.00	7.50	7.50	Mapping Points Initial - Final
Median	72.00	36.00	30.00	
Maximum	100.00	50.00	50.00	
<p><i>Cumulative frequency proportions are not reported for this scaling model.</i></p>				50.0 - 50.0
				45.0 - 45.0
				36.0 - 30.0
				7.5 - 7.5

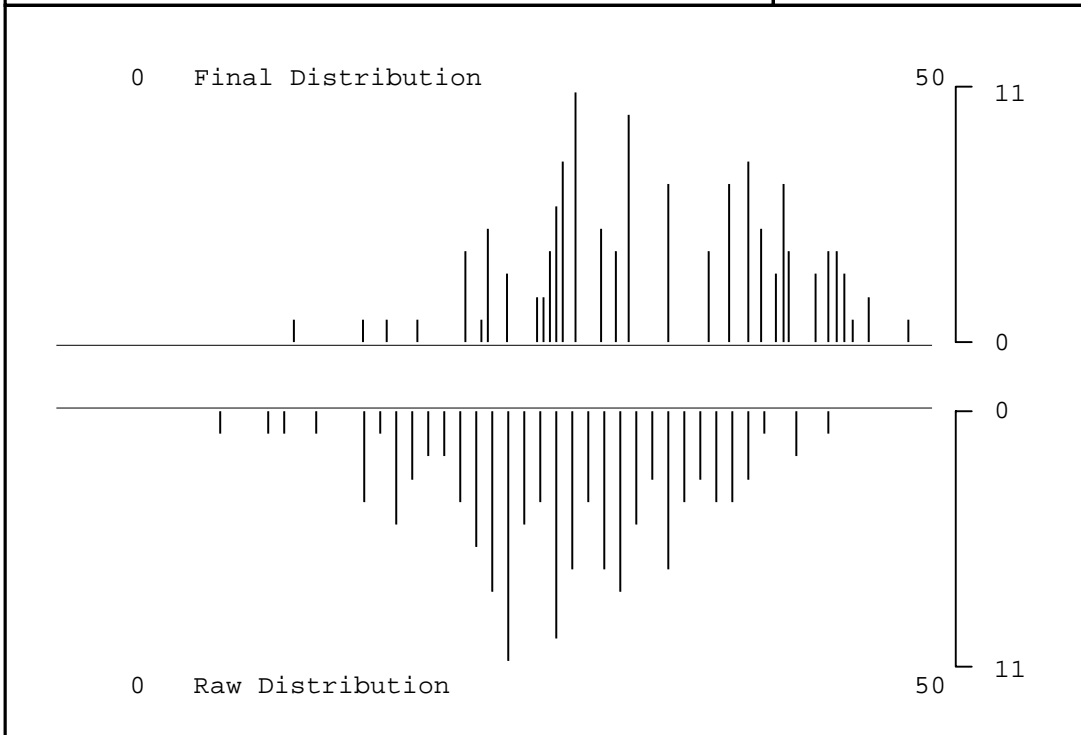


Higher School Certificate Examination 1996

Arabic - 3 unit - 21203

Performance of 3 unit candidates
on the 3 unit Additional Paper

	Raw/50	Initial/50	Final/50	
Mean	28.22	37.60	34.21	Candidature: 132
Std.Devn	7.28	6.40	7.85	
Minimum	7.00	12.70	11.60	Mapping Points Initial - Final
Median	28.00	37.50	32.50	
Maximum	45.00	50.00	50.00	
<p><i>Cumulative frequency proportions are not reported for this scaling model.</i></p>				50.0 - 50.0
				45.0 - 45.0
				36.0 - 30.0
				7.5 - 7.5

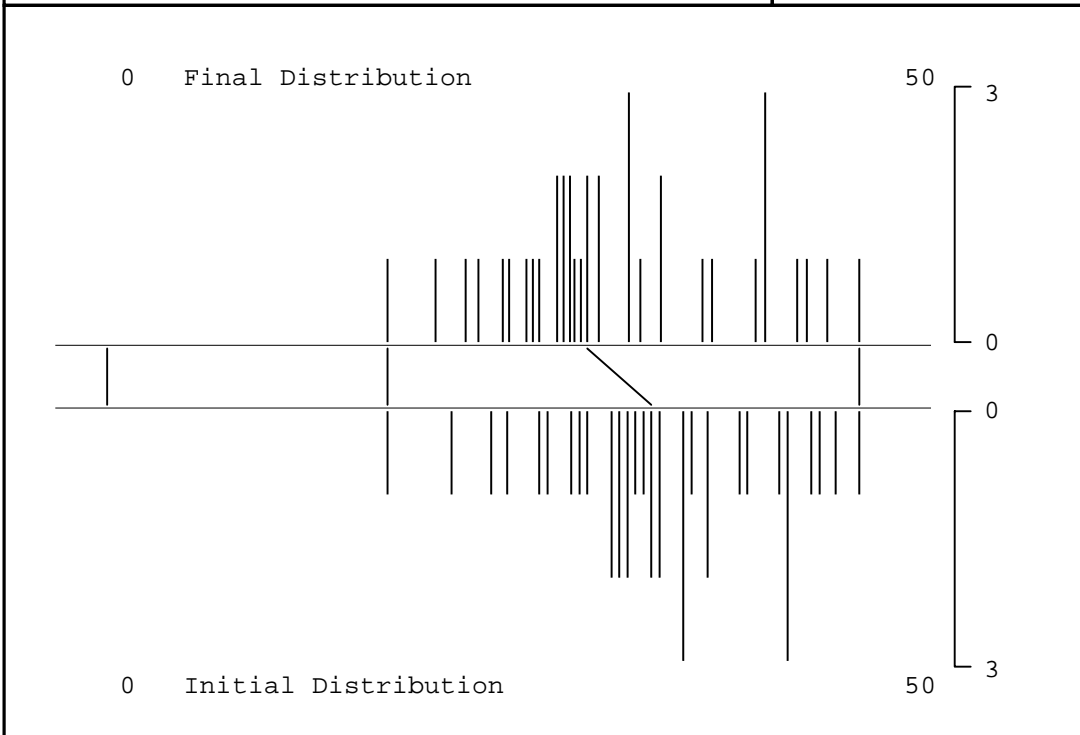


Higher School Certificate Examination 1996

Armenian - 2 unit - 21208

Performance of the Single 2 unit candidature

	Raw/100	Initial/50	Final/50	
Mean	68.97	34.49	31.95	Candidature: 37
Std.Devn	13.48	6.74	7.07	
Minimum	35.00	17.50	17.50	
Median	68.00	34.00	30.00	
Maximum	94.00	47.00	47.00	
<p><i>Cumulative frequency proportions are not reported for this scaling model.</i></p>				Mapping Points Initial - Final
				<p>47.0 - 47.0 34.0 - 30.0 17.5 - 17.5 0.0 - 0.0</p>

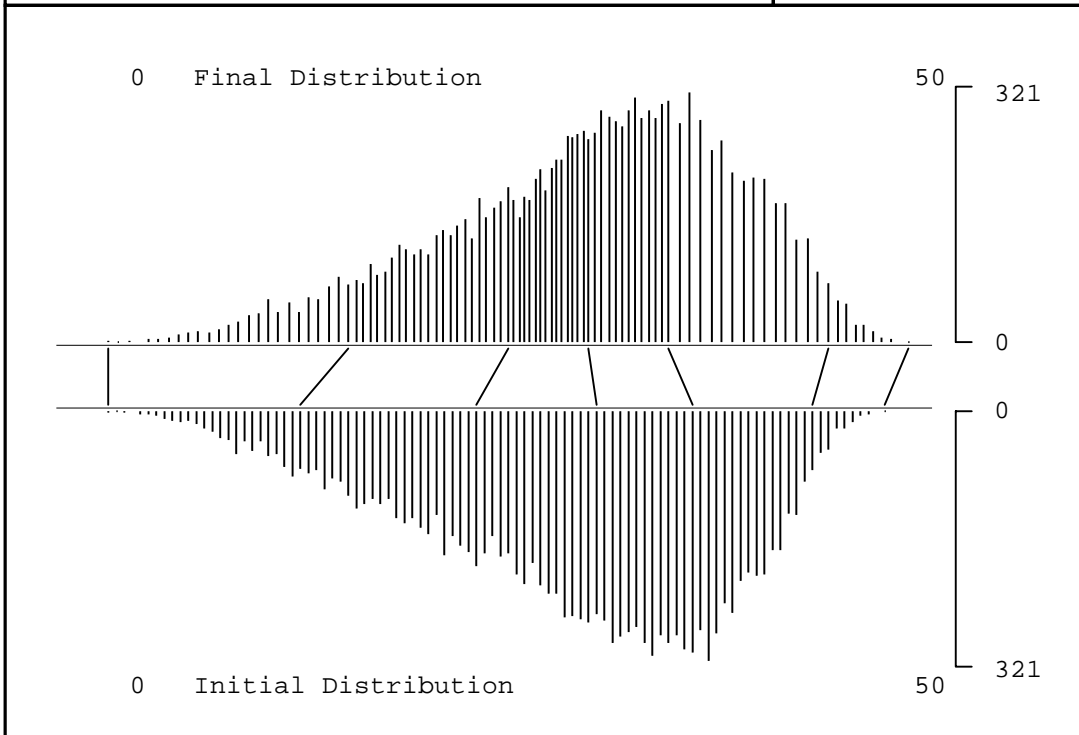


Higher School Certificate Examination 1996

Biology - 2 unit - 20260

Performance of the Single 2 unit candidature

	Raw/100	Initial/50	Final/50		
Mean	58.23	29.11	29.54	Candidature: 13735	
Std.Devn	18.50	9.25	8.18		
Minimum	0.00	0.00	0.00		
Median	61.00	30.50	30.00		
Maximum	97.00	48.50	50.00		
				Mapping Points Initial - Final	
Score Group	Freq	% Freq	Cuml Freq	% Cuml Freq	48.5 - 50.0
45 - 50.0	252	1.83	252	1.83	44.0 - 45.0
35 - 44.9	3265	23.77	3517	25.61	36.5 - 35.0
25 - 34.9	6778	49.35	10295	74.95	30.5 - 30.0
15 - 24.9	2775	20.20	13070	95.16	23.0 - 25.0
0 - 14.9	665	4.84	13735	100.00	12.0 - 15.0
					0.0 - 0.0

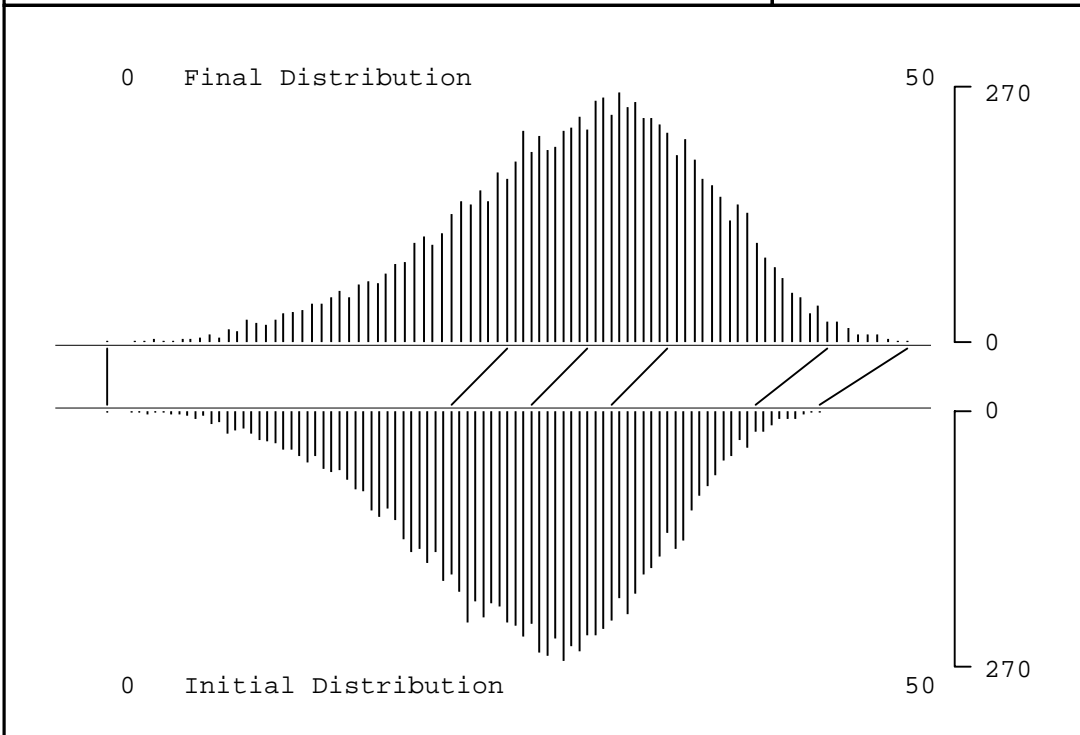


Higher School Certificate Examination 1996

Business Studies - 2/3 unit - 20640

Performance of 2 unit candidates
on the 2 unit / 3 unit Common Paper

	Raw/100	Initial/50	Final/50	
Mean	52.19	26.09	29.48	Candidature: 9357
Std.Devn	14.47	7.24	7.75	
Minimum	0.00	0.00	0.00	
Median	53.00	26.50	30.00	
Maximum	89.00	44.50	50.00	
				Mapping Points Initial - Final
Score	%	Cuml	% Cuml	44.5 - 50.0
Group	Freq	Freq	Freq	40.5 - 45.0
				31.5 - 35.0
45 - 50.0	96	1.03	96	26.5 - 30.0
35 - 44.9	2293	24.51	2389	21.5 - 25.0
25 - 34.9	4658	49.78	7047	0.0 - 0.0
15 - 24.9	1874	20.03	8921	
0 - 14.9	436	4.66	9357	100.00

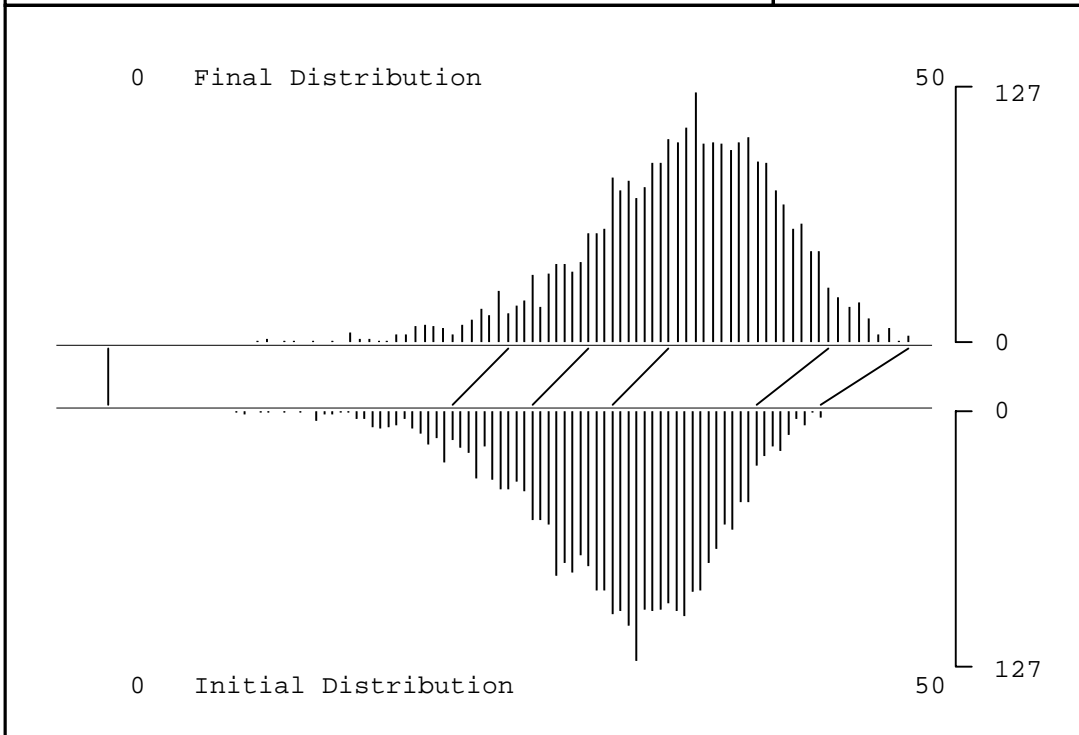


Higher School Certificate Examination 1996

Business Studies - 2/3 unit - 20640

Performance of 3 unit candidates
on the 2 unit / 3 unit Common Paper

	Raw/100	Initial/50	Final/50		
Mean	63.74	31.87	35.62	Candidature: 2888	
Std.Devn	11.23	5.61	5.98		
Minimum	16.00	8.00	9.30		
Median	65.00	32.50	36.10		
Maximum	89.00	44.50	50.00		
				Mapping Points Initial - Final	
Score Group	Freq	% Freq	Cuml Freq	% Cuml Freq	Initial - Final
45 - 50.0	116	4.02	116	4.02	44.5 - 50.0
35 - 44.9	1589	55.02	1705	59.04	40.5 - 45.0
25 - 34.9	1044	36.15	2749	95.19	31.5 - 35.0
15 - 24.9	132	4.57	2881	99.76	26.5 - 30.0
0 - 14.9	7	0.24	2888	100.00	21.5 - 25.0
					0.0 - 0.0



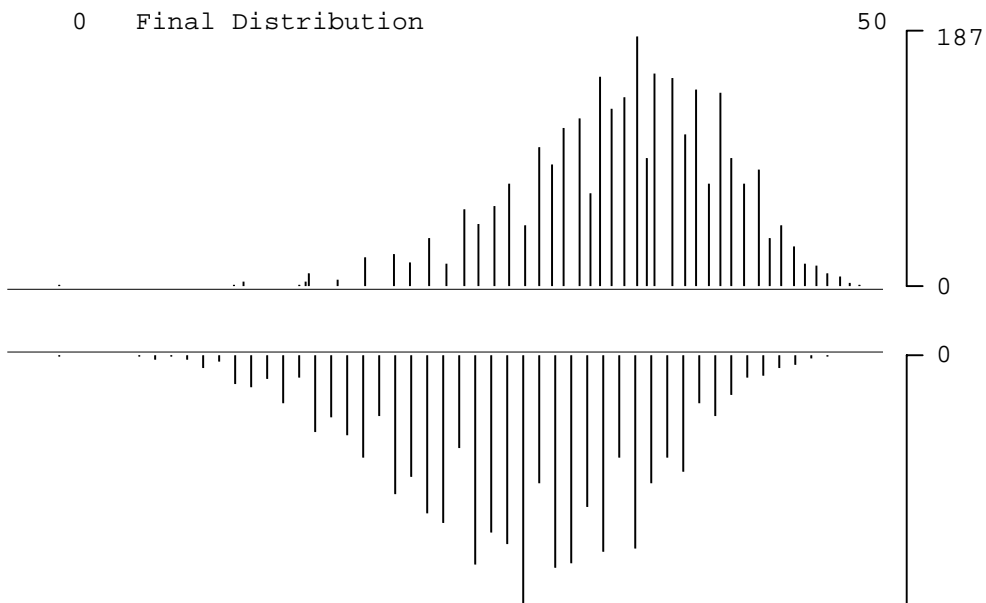
Higher School Certificate Examination 1996

Business Studies - 3 unit - 20641

Performance of 3 unit candidates
on the 3 unit Additional Paper

	Raw/50	Initial/50	Final/50		
Mean	28.48	31.72	35.46	Candidature: 2874	
Std.Devn	7.54	5.73	6.10		
Minimum	0.00	0.00	0.00		
Median	29.00	32.50	36.10		
Maximum	48.00	44.50	50.00		
				Mapping Points Initial - Final	
Score Group	Freq	% Freq	Cuml Freq	% Cuml Freq	44.5 - 50.0
45 - 50.0	126	4.38	126	4.38	40.5 - 45.0
35 - 44.9	1520	52.89	1646	57.27	31.5 - 35.0
25 - 34.9	1087	37.82	2733	95.09	26.5 - 30.0
15 - 24.9	136	4.73	2869	99.83	21.5 - 25.0
0 - 14.9	5	0.17	2874	100.00	1.5 - 1.5
					0.0 - 0.0

0 Final Distribution



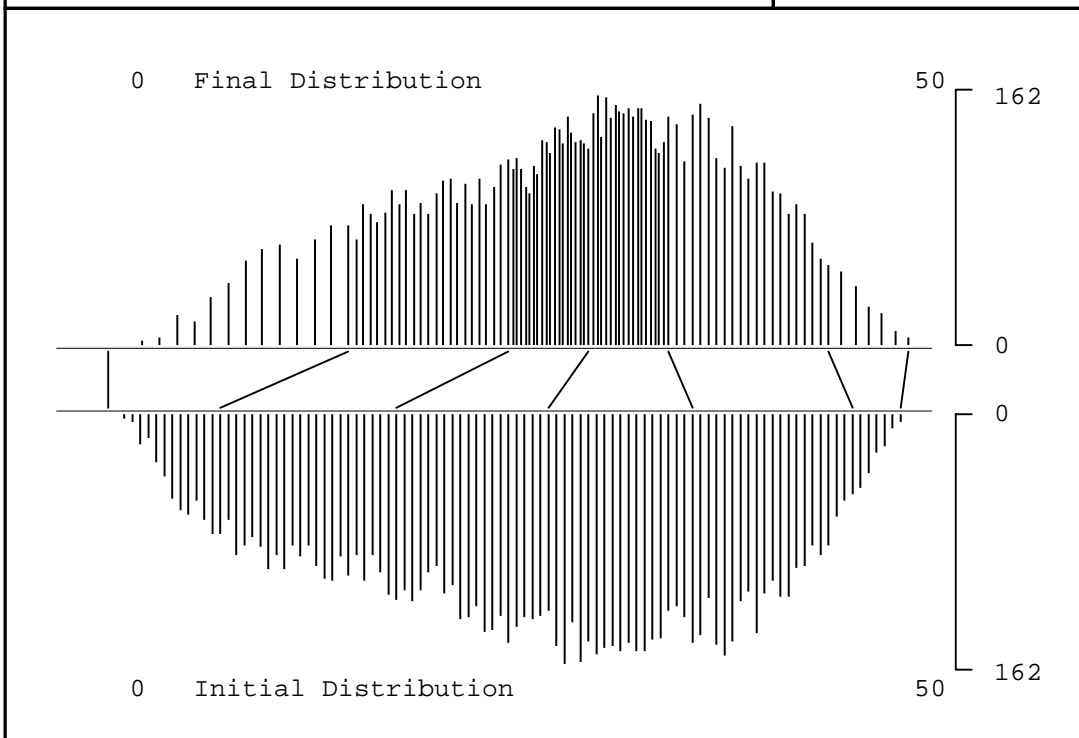
0 Raw Distribution

Higher School Certificate Examination 1996

Chemistry - 2 unit - 20270

Performance of the Single 2 unit candidature

	Raw/100	Initial/50	Final/50		
Mean	53.24	26.62	29.37	Candidature: 10062	
Std.Devn	23.25	11.63	8.46		
Minimum	2.00	1.00	2.10		
Median	55.00	27.50	30.00		
Maximum	99.00	49.50	50.00		
				Mapping Points Initial - Final	
Score Group	Freq	% Freq	Cuml Freq	% Cuml Freq	Initial - Final
45 - 50.0	198	1.97	198	1.97	49.5 - 50.0
35 - 44.9	2284	22.70	2482	24.67	46.5 - 45.0
25 - 34.9	5014	49.83	7496	74.50	36.5 - 35.0
15 - 24.9	2065	20.52	9561	95.02	27.5 - 30.0
0 - 14.9	501	4.98	10062	100.00	18.0 - 25.0
					7.0 - 15.0
					0.0 - 0.0

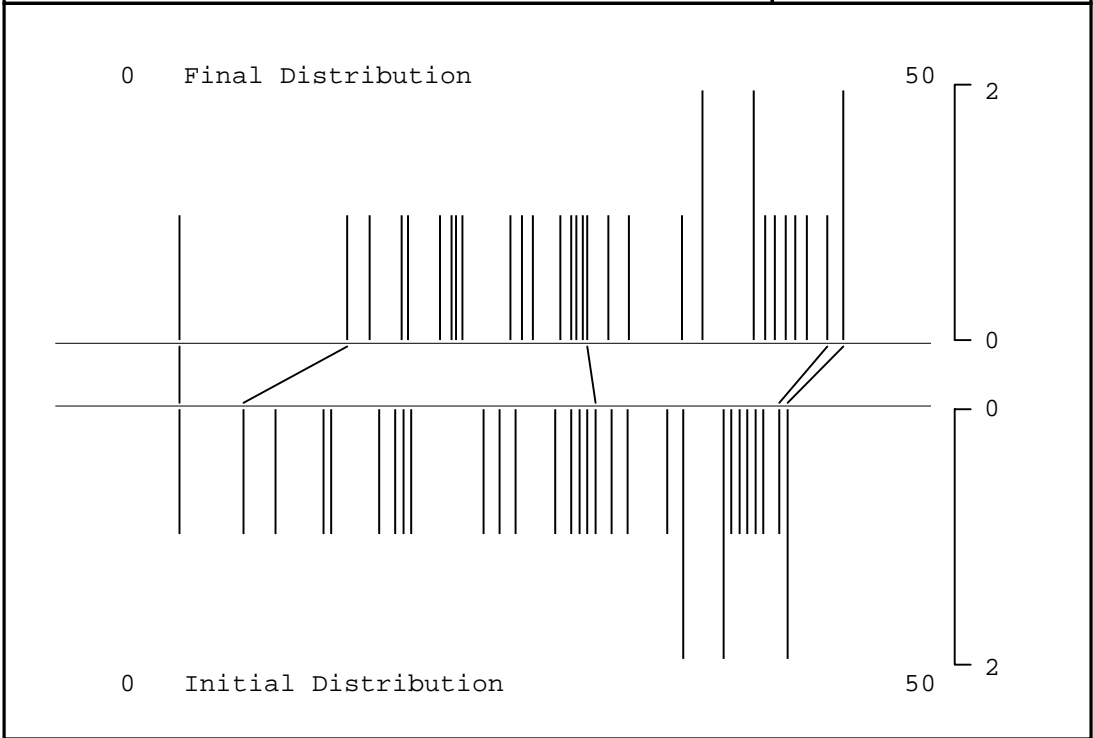


Higher School Certificate Examination 1996

Chinese Z - 2 unit - 21220

Performance of the Single 2 unit candidature

	Raw/100	Initial/50	Final/50	
Mean	57.44	28.72	30.85	Candidature: 32
Std.Devn	21.91	10.96	10.47	
Minimum	9.00	4.50	4.50	Mapping Points Initial - Final
Median	61.00	30.50	30.00	
Maximum	85.00	42.50	46.00	
<i>Cumulative frequency proportions are not reported for this scaling model.</i>				42.5 - 46.0
				42.0 - 45.0
				30.5 - 30.0
				8.5 - 15.0
				4.5 - 4.5

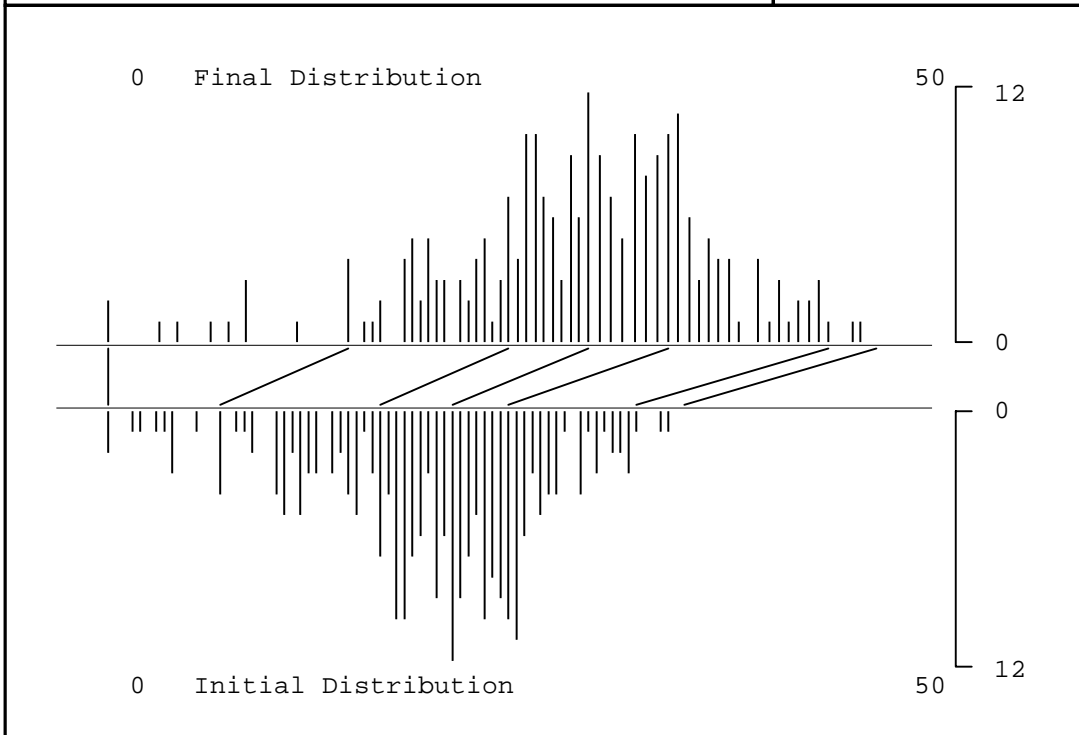


Higher School Certificate Examination 1996

Chinese (BS) - 2/3 unit - 21222

Performance of 2 unit candidates
on the 2 unit / 3 unit Common Paper

	Raw/100	Initial/50	Final/50		
Mean	40.49	20.25	29.07	Candidature: 243	
Std.Devn	13.56	6.78	8.31		
Minimum	0.00	0.00	0.00		
Median	43.00	21.50	30.00		
Maximum	70.00	35.00	47.00		
				Mapping Points Initial - Final	
Score		%	Cuml	% Cuml	36.0 - 48.0
Group	Freq	Freq	Freq	Freq	33.0 - 45.0
45 - 50.0	3	1.23	3	1.23	25.0 - 35.0
35 - 44.9	60	24.69	63	25.93	21.5 - 30.0
25 - 34.9	122	50.21	185	76.13	17.0 - 25.0
15 - 24.9	48	19.75	233	95.88	7.0 - 15.0
0 - 14.9	10	4.12	243	100.00	0.0 - 0.0

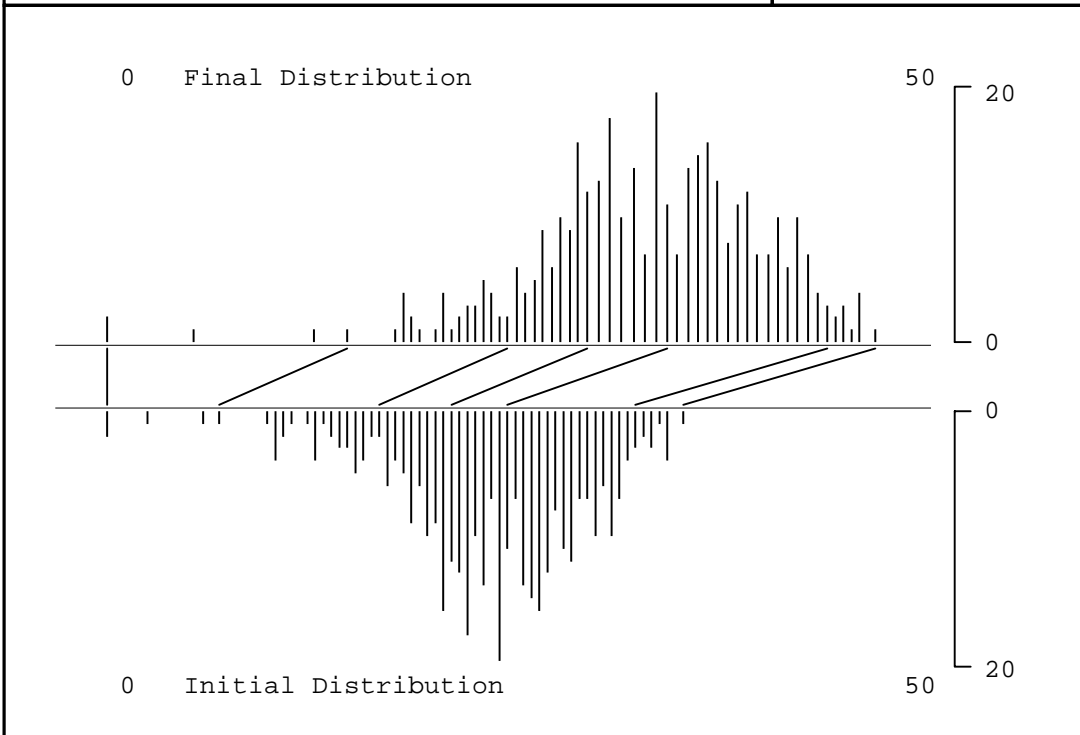


Higher School Certificate Examination 1996

Chinese (BS) - 2/3 unit - 21222

Performance of 3 unit candidates
on the 2 unit / 3 unit Common Paper

	Raw/100	Initial/50	Final/50		
Mean	47.94	23.97	33.61	Candidature: 371	
Std.Devn	11.60	5.80	7.24		
Minimum	0.00	0.00	0.00		
Median	49.00	24.50	34.30		
Maximum	72.00	36.00	48.00		
				Mapping Points Initial - Final	
Score Group	Freq	% Freq	Cuml Freq	% Cuml Freq	36.0 - 48.0
45 - 50.0	14	3.77	14	3.77	33.0 - 45.0
35 - 44.9	158	42.59	172	46.36	25.0 - 35.0
25 - 34.9	161	43.40	333	89.76	21.5 - 30.0
15 - 24.9	34	9.16	367	98.92	17.0 - 25.0
0 - 14.9	4	1.08	371	100.00	7.0 - 15.0
					0.0 - 0.0

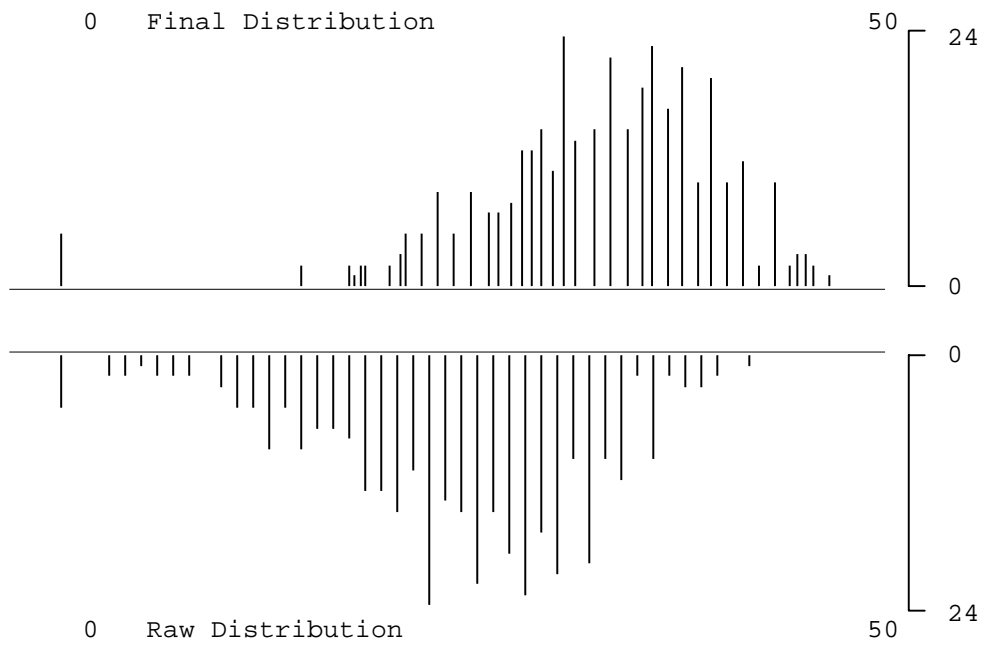


Higher School Certificate Examination 1996

Chinese (BS) - 3 unit - 21223

Performance of 3 unit candidates
on the 3 unit Additional Paper

	Raw/50	Initial/50	Final/50		
Mean	24.76	23.75	33.32	Candidature: 371	
Std.Devn	8.20	6.00	7.58		
Minimum	0.00	0.00	0.00		
Median	26.00	24.50	34.30		
Maximum	43.00	36.00	48.00		
				Mapping Points Initial - Final	
Score Group	Freq	% Freq	Cuml Freq	% Cuml Freq	Initial - Final
45 - 50.0	11	2.96	11	2.96	36.0 - 48.0
35 - 44.9	159	42.86	170	45.82	33.0 - 45.0
25 - 34.9	158	42.59	328	88.41	25.0 - 35.0
15 - 24.9	38	10.24	366	98.65	21.5 - 30.0
0 - 14.9	5	1.35	371	100.00	17.0 - 25.0
					7.0 - 15.0
					0.0 - 0.0



Higher School Certificate Examination 1996

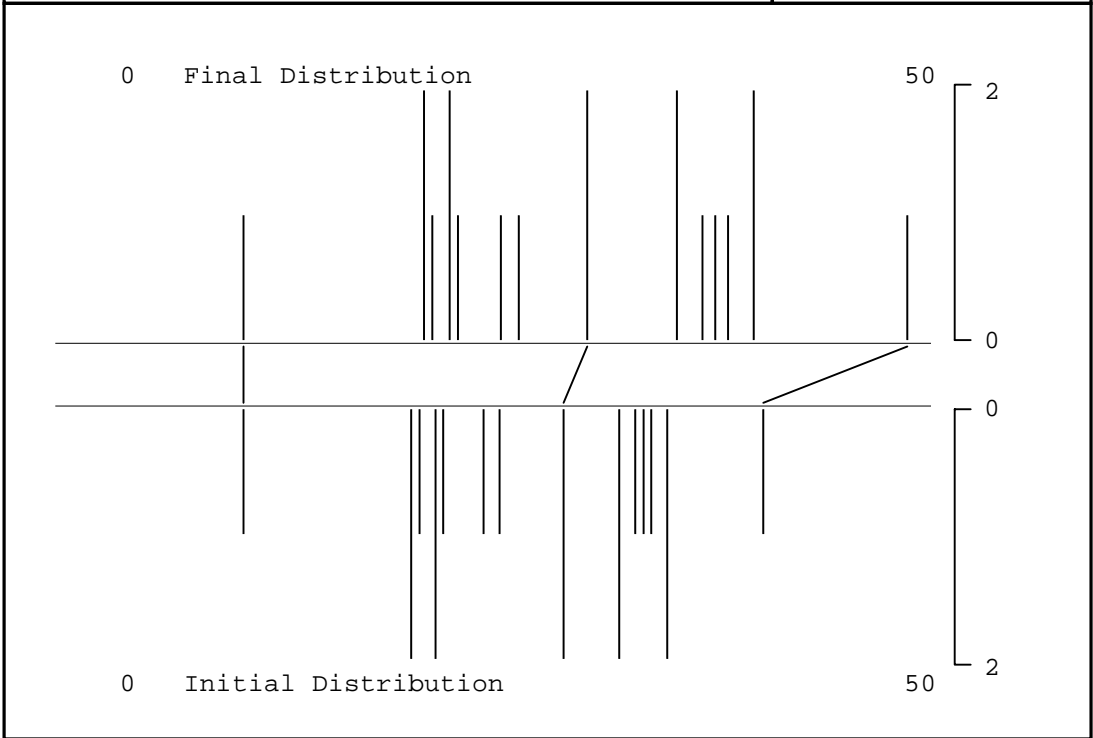
Chinese - 2/3 unit - 21224

Performance of 2 unit candidates
on the 2 unit / 3 unit Common Paper

	Raw/100	Initial/50	Final/50	
Mean	53.53	26.76	29.44	Candidature: 19
Std.Devn	15.70	7.85	9.98	
Minimum	17.00	8.50	8.50	Mapping Points Initial - Final
Median	57.00	28.50	30.00	
Maximum	82.00	41.00	50.00	

Cumulative frequency proportions are not reported for this scaling model.

41.0 - 50.0
28.5 - 30.0
8.5 - 8.5

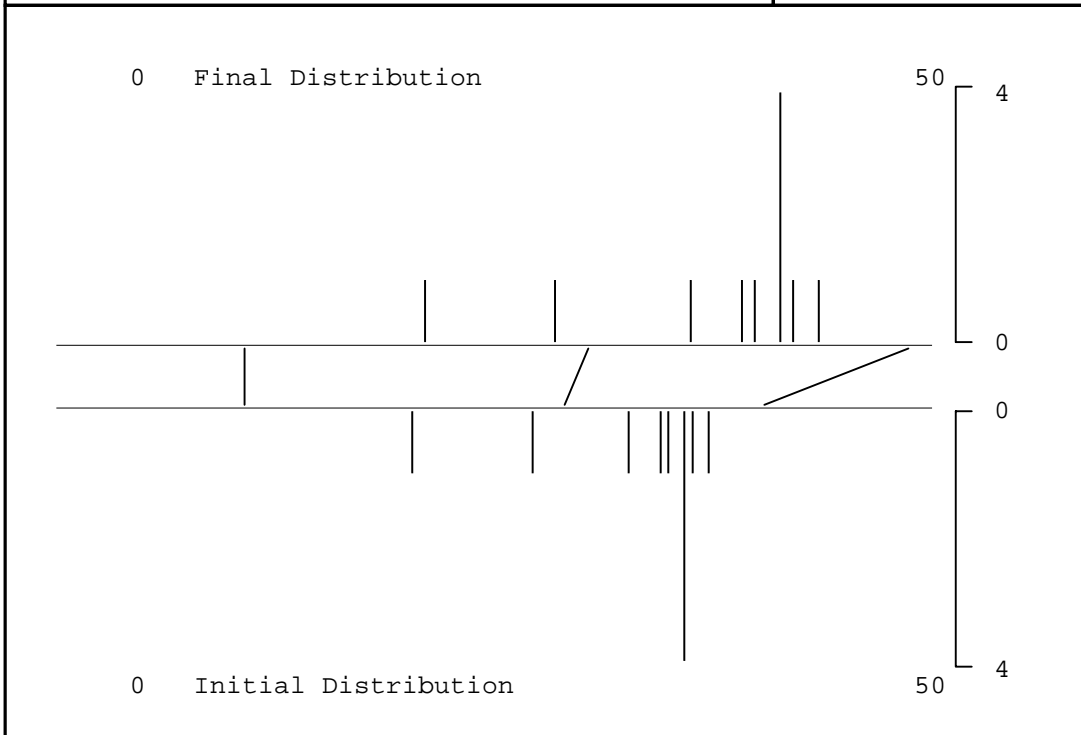


Higher School Certificate Examination 1996

Chinese - 2/3 unit - 21224

Performance of 3 unit candidates
on the 2 unit / 3 unit Common Paper

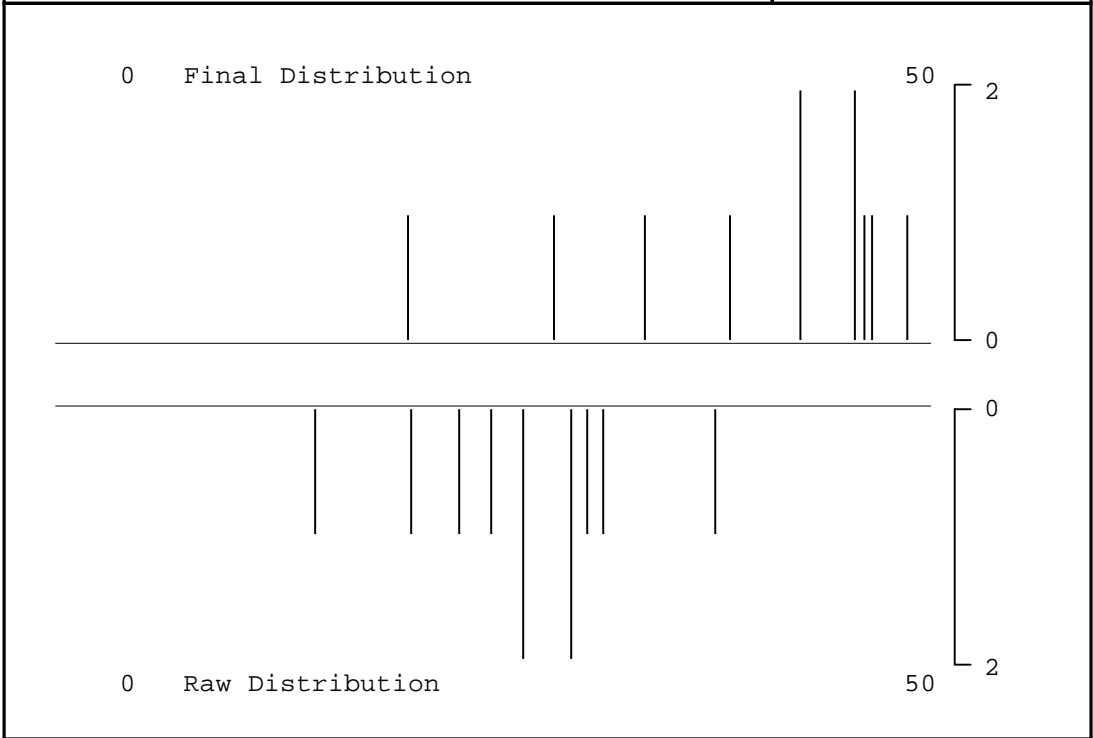
	Raw/100	Initial/50	Final/50	
Mean	66.45	33.23	38.12	Candidature: 11
Std.Devn	10.66	5.33	7.21	
Minimum	38.00	19.00	19.80	
Median	72.00	36.00	42.00	
Maximum	75.00	37.50	44.40	
<p><i>Cumulative frequency proportions are not reported for this scaling model.</i></p>				Mapping Points Initial - Final
				41.0 - 50.0
				28.5 - 30.0 8.5 - 8.5



Chinese - 3 unit - 21225

Performance of 3 unit candidates
on the 3 unit Additional Paper

	Raw/50	Initial/50	Final/50	
Mean	26.09	32.59	40.39	Candidature: 11
Std.Devn	6.33	5.53	9.35	
Minimum	13.00	18.10	18.80	Mapping Points Initial - Final
Median	26.00	34.50	43.30	
Maximum	38.00	37.50	50.00	
<i>Cumulative frequency proportions are not reported for this scaling model.</i>				37.5 - 50.0 28.5 - 30.0 8.5 - 8.5

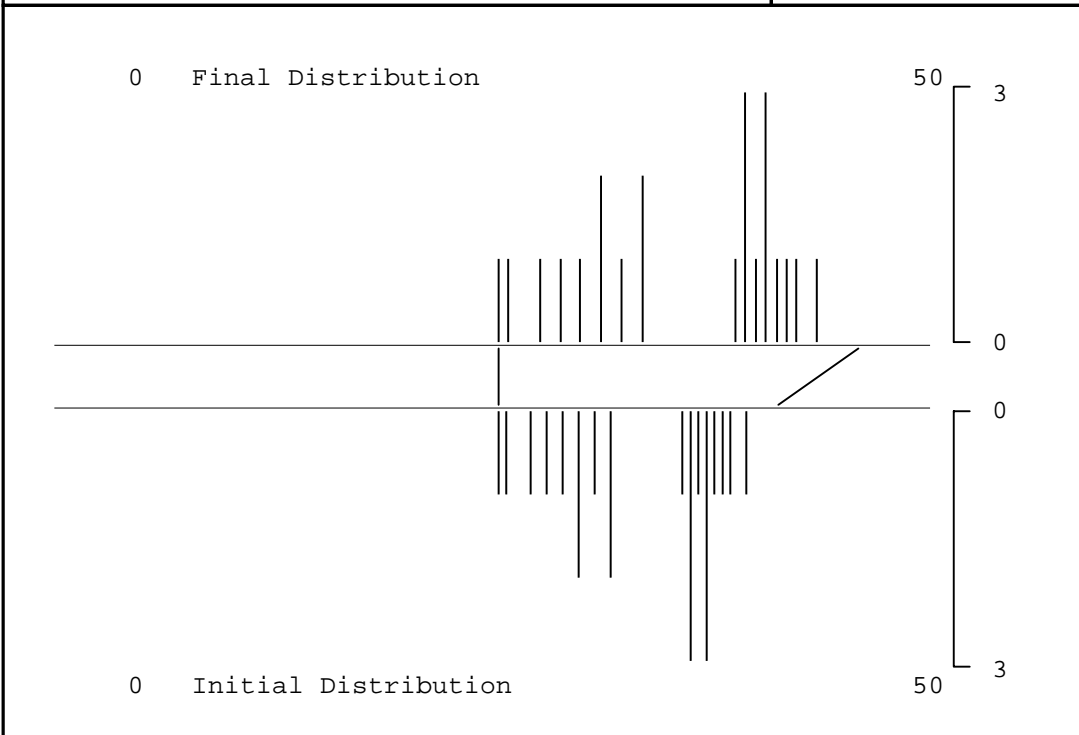


Higher School Certificate Examination 1996

Classical Ballet - 2/3 unit - 22200

Performance of 2 unit candidates
on the 2 unit / 3 unit Common Paper

	Raw/100	Initial/50	Final/50	
Mean	66.82	33.41	35.95	Candidature: 22
Std.Devn	9.75	4.88	6.27	
Minimum	49.00	24.50	24.50	Mapping Points Initial - Final
Median	73.00	36.50	39.90	
Maximum	80.00	40.00	44.40	
<p><i>Cumulative frequency proportions are not reported for this scaling model.</i></p>				42.0 - 47.0
				24.5 - 24.5



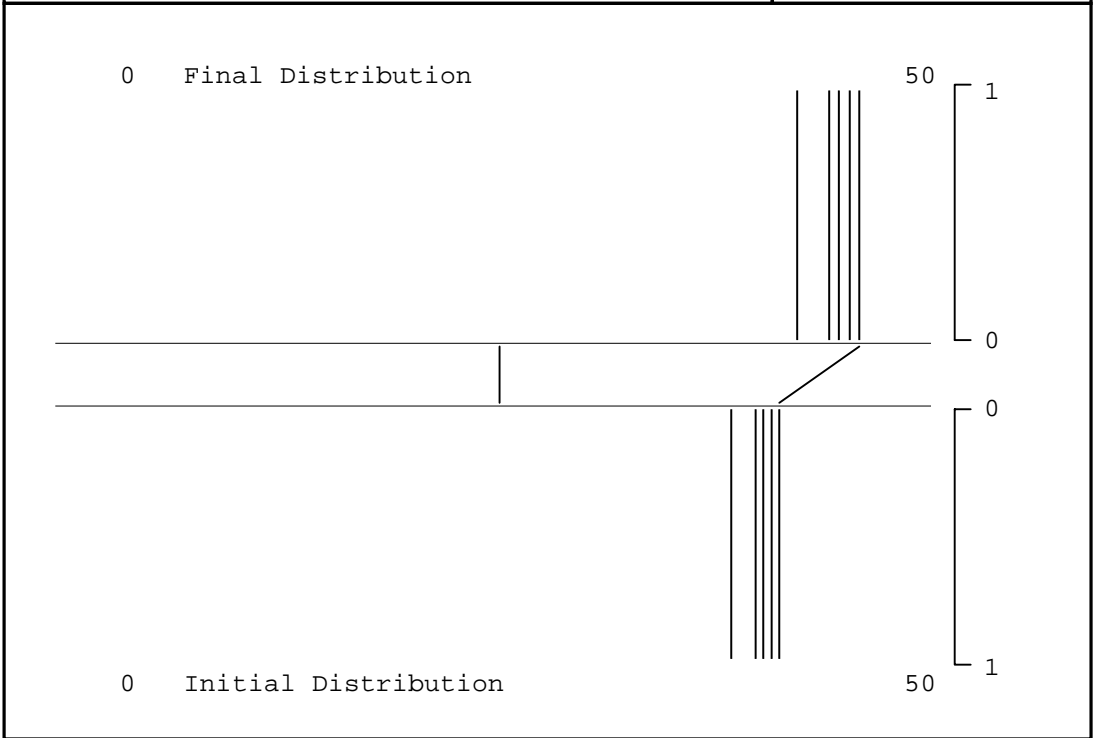
Higher School Certificate Examination 1996

Classical Ballet - 2/3 unit - 22200

Performance of 3 unit candidates
on the 2 unit / 3 unit Common Paper

	Raw/100	Initial/50	Final/50	
Mean	81.60	40.80	45.46	Candidature: 5
Std.Devn	2.06	1.03	1.34	
Minimum	78.00	39.00	43.10	Mapping Points Initial - Final 42.0 - 47.0 24.5 - 24.5
Median	82.00	41.00	45.70	
Maximum	84.00	42.00	47.00	

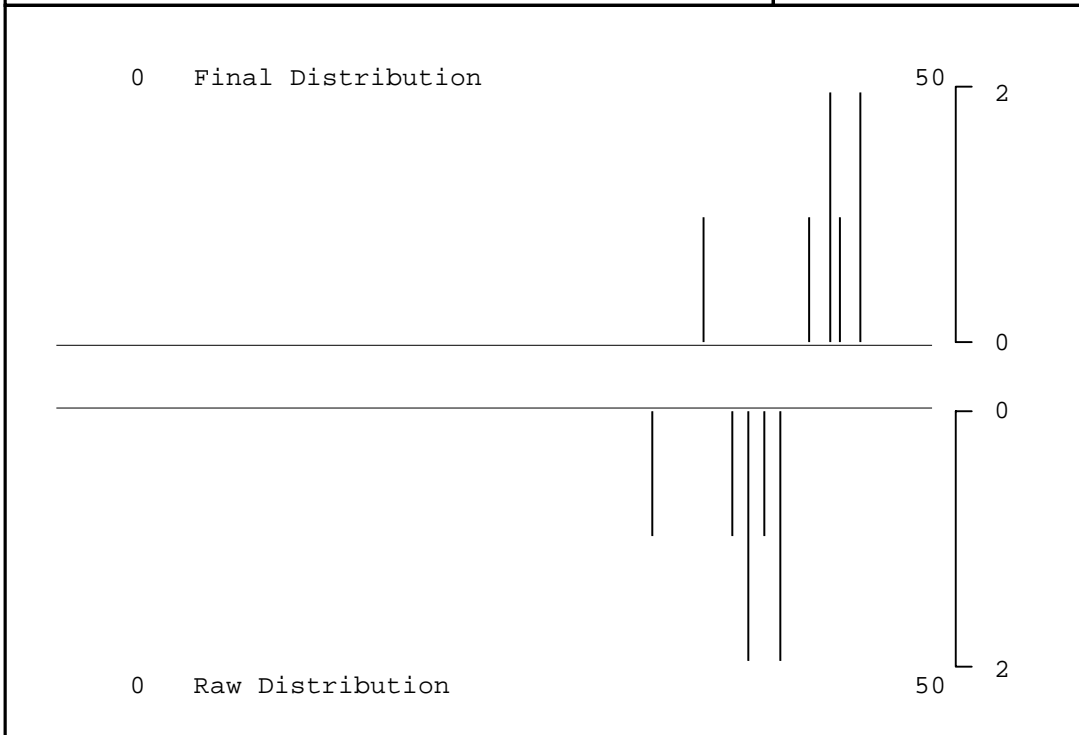
Cumulative frequency proportions are not reported for this scaling model.



Classical Ballet - 3 unit - 22201

Performance of 3 unit candidates
on the 3 unit Additional Paper

	Raw/50	Initial/50	Final/50	
Mean	39.71	39.99	44.41	Candidature: 7
Std.Devn	2.55	2.42	3.13	
Minimum	34.00	34.40	37.20	Mapping Points Initial - Final 42.0 - 47.0 24.5 - 24.5
Median	40.00	40.50	45.10	
Maximum	42.00	42.00	47.00	
<i>Cumulative frequency proportions are not reported for this scaling model.</i>				



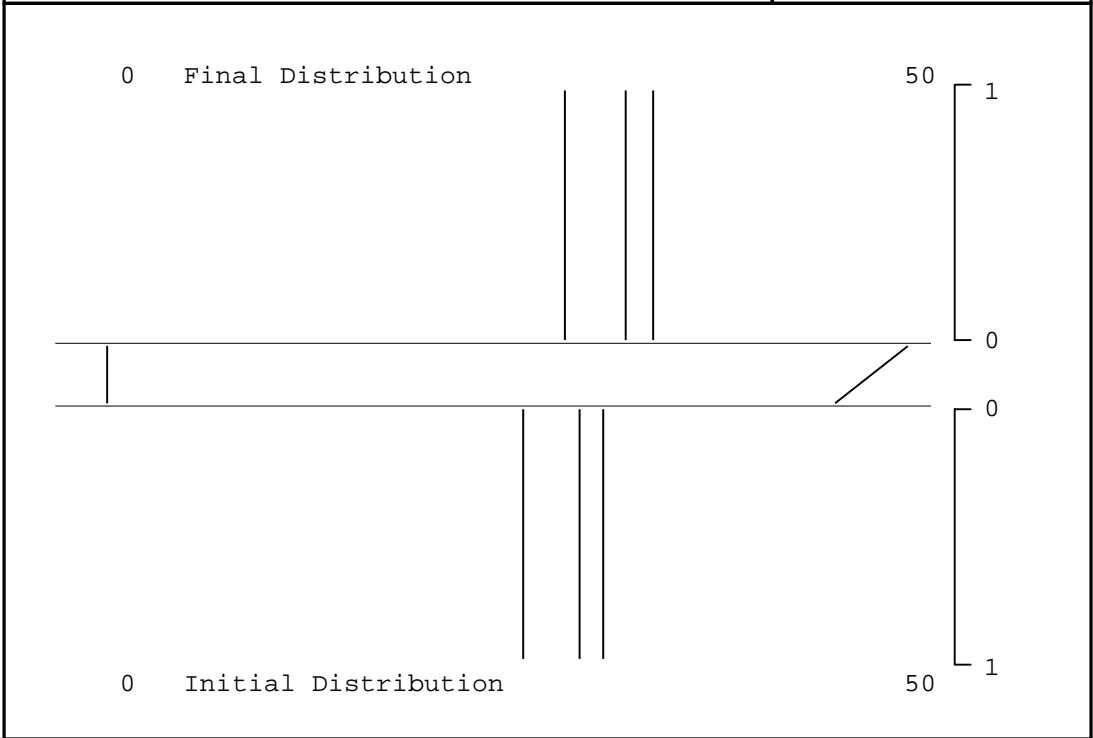
Higher School Certificate Examination 1996

Classical Greek - 2/3 unit - 21232

Performance of 2 unit candidates
on the 2 unit / 3 unit Common Paper

	Raw/100	Initial/50	Final/50	
Mean	57.67	28.83	31.70	Candidature: 3
Std.Devn	4.19	2.09	2.30	
Minimum	52.00	26.00	28.60	Mapping Points Initial - Final 45.5 - 50.0 0.0 - 0.0
Median	59.00	29.50	32.40	
Maximum	62.00	31.00	34.10	

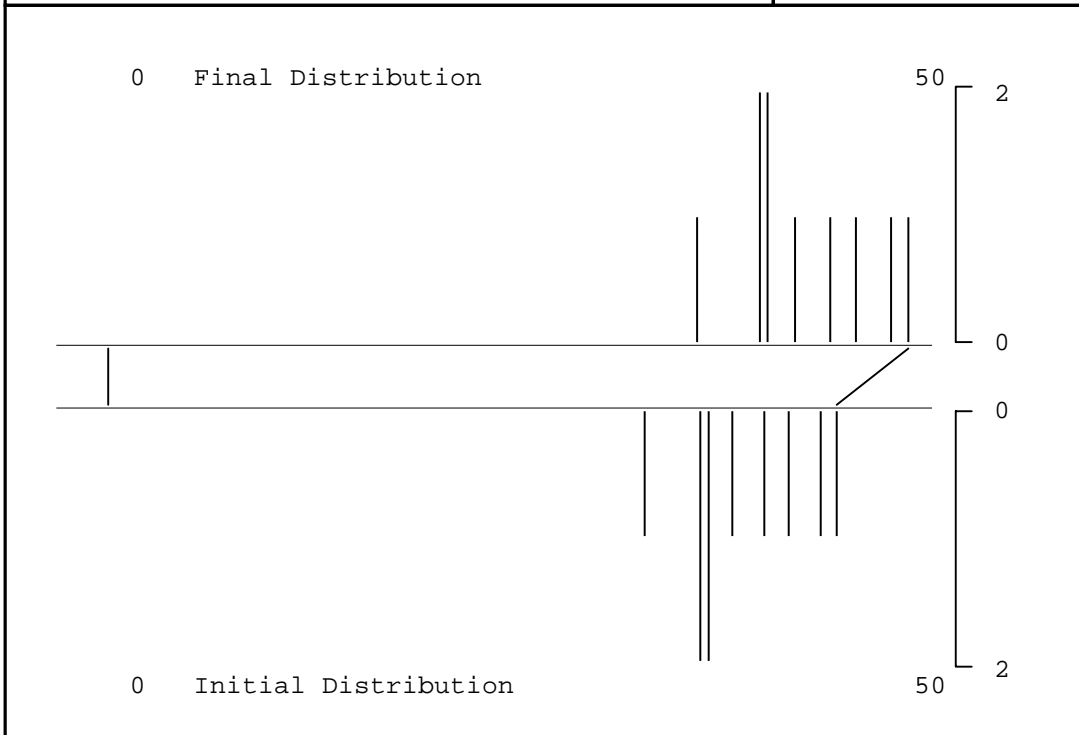
Cumulative frequency proportions are not reported for this scaling model.



Classical Greek - 2/3 unit - 21232

Performance of 3 unit candidates
on the 2 unit / 3 unit Common Paper

	Raw/100	Initial/50	Final/50	
Mean	79.00	39.50	43.42	Candidature: 10
Std.Devn	7.18	3.59	3.95	
Minimum	67.00	33.50	36.80	Mapping Points Initial - Final 45.5 - 50.0 0.0 - 0.0
Median	78.00	39.00	42.90	
Maximum	91.00	45.50	50.00	
<i>Cumulative frequency proportions are not reported for this scaling model.</i>				

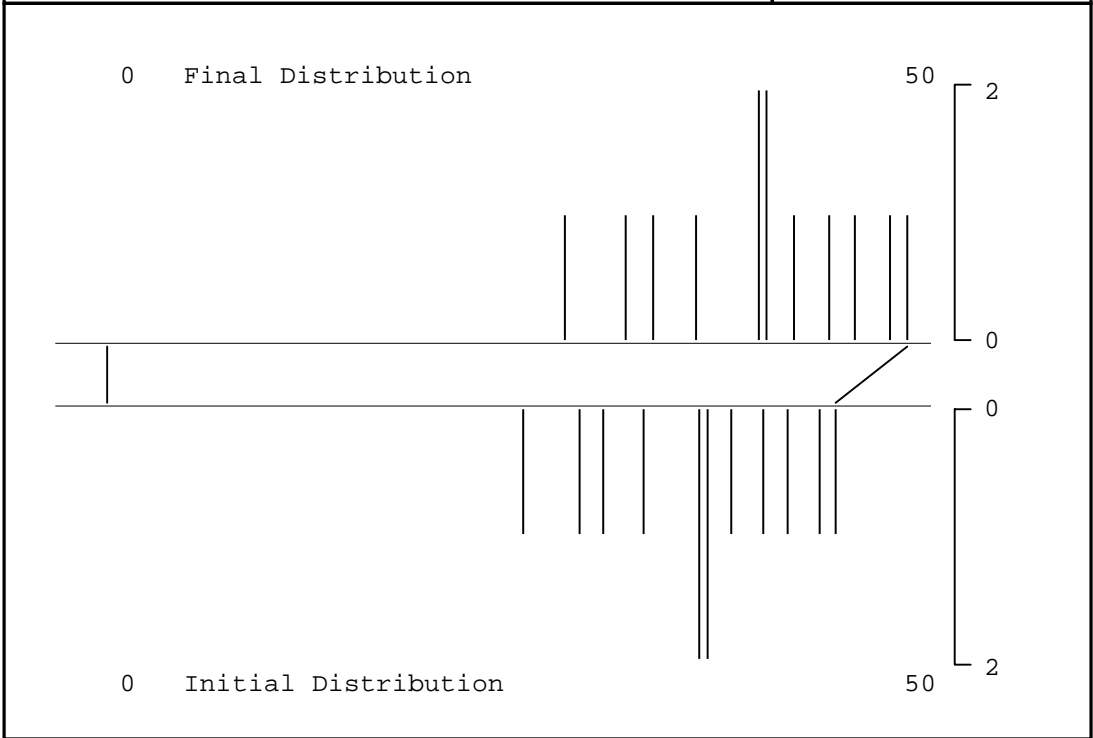


Higher School Certificate Examination 1996

Classical Greek - 2/3 unit - 21232

Performance of **2 unit and 3 unit** candidates
on the 2 unit / 3 unit Common Paper

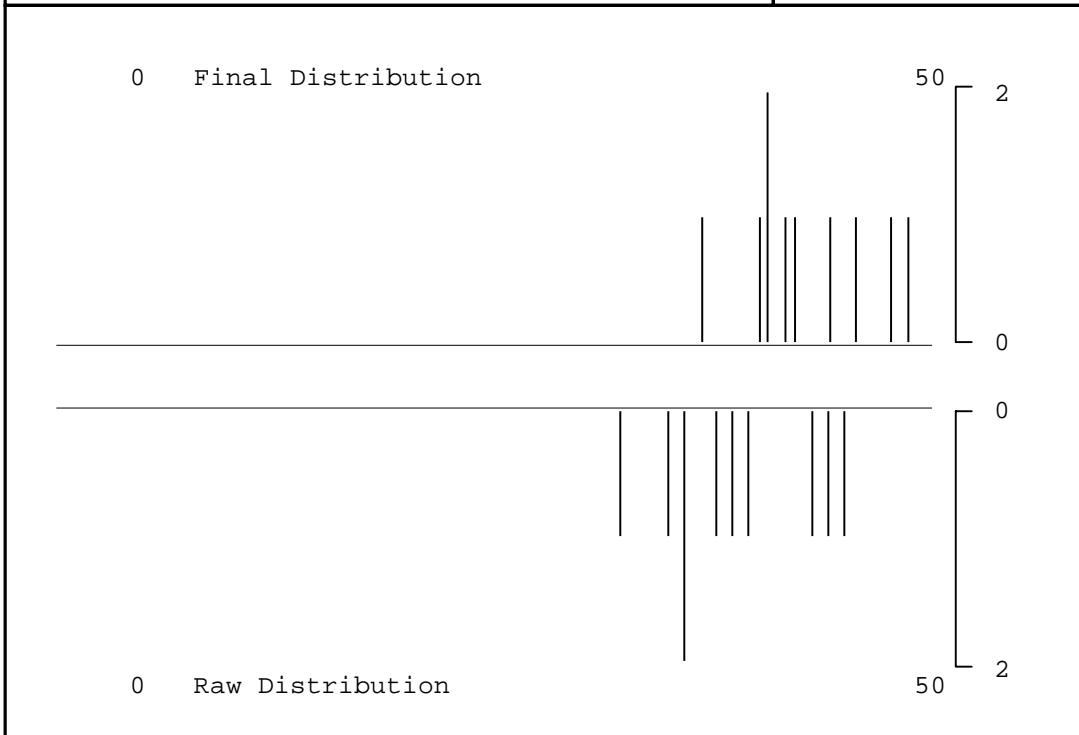
	Raw/100	Initial/50	Final/50	
Mean	74.08	37.04	40.72	Candidature: 13
Std.Devn	11.16	5.58	6.13	
Minimum	52.00	26.00	28.60	Mapping Points Initial - Final 45.5 - 50.0 0.0 - 0.0
Median	75.00	37.50	41.20	
Maximum	91.00	45.50	50.00	
<i>Cumulative frequency proportions are not reported for this scaling model.</i>				



Classical Greek - 3 unit - 21233

Performance of 3 unit candidates
on the 3 unit Additional Paper

	Raw/50	Initial/50	Final/50	
Mean	39.10	39.68	43.61	Candidature: 10
Std.Devn	4.41	3.46	3.81	
Minimum	32.00	33.80	37.10	Mapping Points Initial - Final
Median	39.00	39.00	42.90	
Maximum	46.00	45.50	50.00	
<p><i>Cumulative frequency proportions are not reported for this scaling model.</i></p>				45.5 - 50.0
				0.0 - 0.0

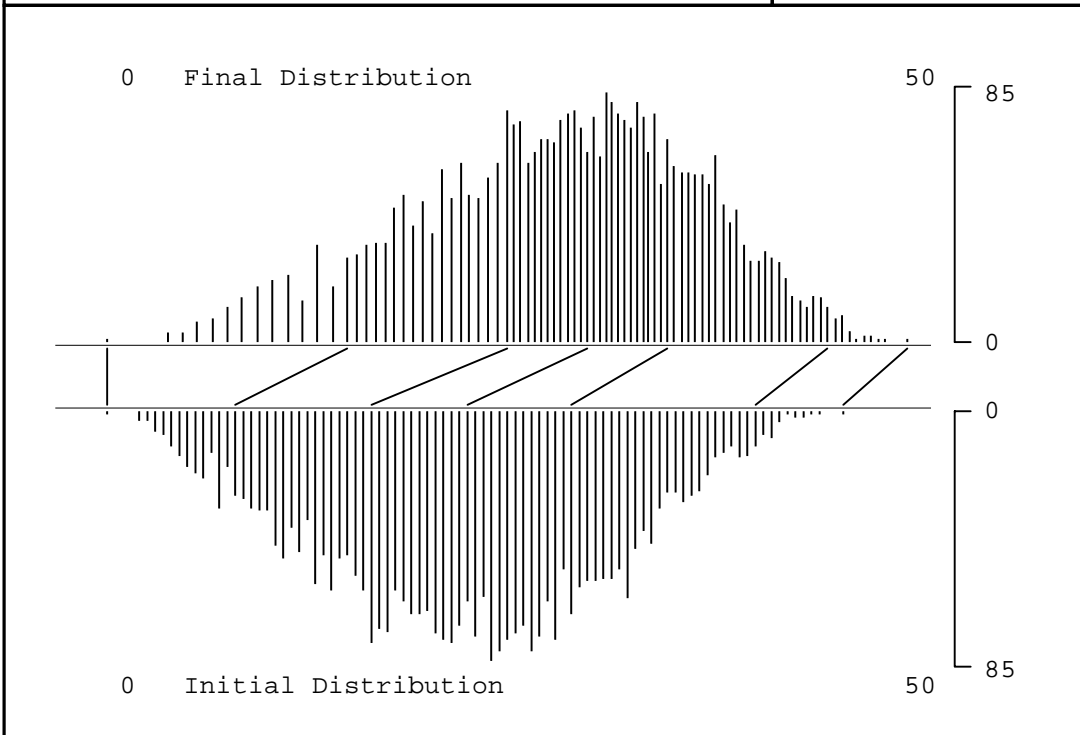


Higher School Certificate Examination 1996

Computing Studies (General) - 2 unit - 21819

Performance of the Single 2 unit candidature

	Raw/100	Initial/50	Final/50		
Mean	44.66	22.33	29.20	Candidature: 3687	
Std.Devn	17.28	8.64	8.06		
Minimum	0.00	0.00	0.00		
Median	45.00	22.50	30.00		
Maximum	92.00	46.00	50.00		
				Mapping Points Initial - Final	
Score Group	Freq	% Freq	Cuml Freq	% Cuml Freq	46.0 - 50.0
45 - 50.0	41	1.11	41	1.11	40.5 - 45.0
35 - 44.9	881	23.89	922	25.01	29.0 - 35.0
25 - 34.9	1821	49.39	2743	74.40	22.5 - 30.0
15 - 24.9	766	20.78	3509	95.17	16.5 - 25.0
0 - 14.9	178	4.83	3687	100.00	8.0 - 15.0
					0.0 - 0.0

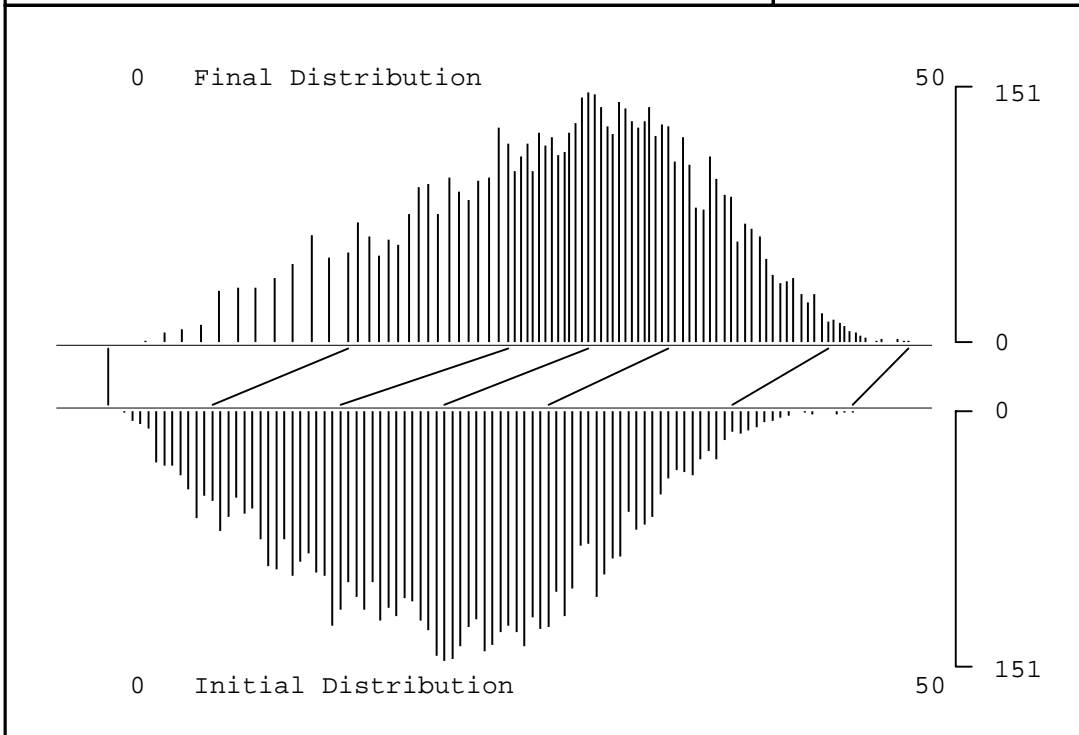


Higher School Certificate Examination 1996

Computing Studies - 2/3 unit - 21820

Performance of 2 unit candidates
on the 2 unit / 3 unit Common Paper

	Raw/100	Initial/50	Final/50		
Mean	41.76	20.88	29.32	Candidature: 6651	
Std.Devn	17.27	8.64	8.02		
Minimum	2.00	1.00	2.30		
Median	42.00	21.00	30.00		
Maximum	93.00	46.50	50.00		
				Mapping Points Initial - Final	
Score Group	Freq	% Freq	Cuml Freq	% Cuml Freq	46.5 - 50.0
45 - 50.0	76	1.14	76	1.14	39.0 - 45.0
35 - 44.9	1588	23.88	1664	25.02	27.5 - 35.0
25 - 34.9	3349	50.35	5013	75.37	21.0 - 30.0
15 - 24.9	1313	19.74	6326	95.11	14.5 - 25.0
0 - 14.9	325	4.89	6651	100.00	6.5 - 15.0
					0.0 - 0.0

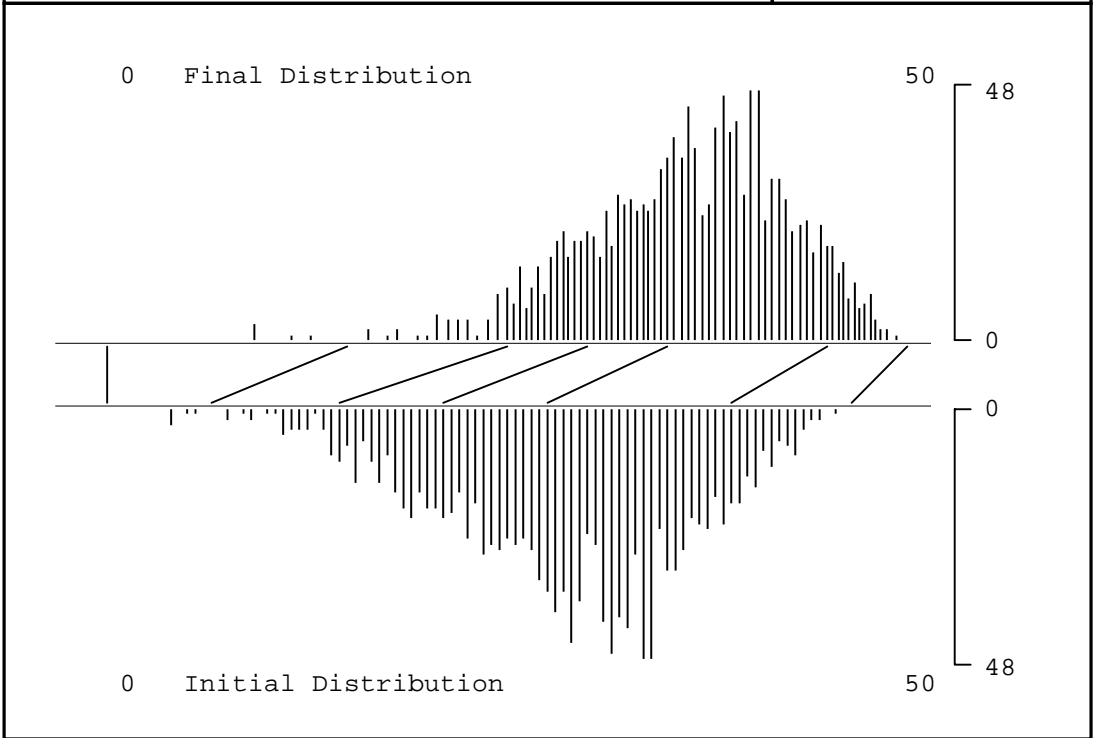


Higher School Certificate Examination 1996

Computing Studies - 2/3 unit - 21820

Performance of 3 unit candidates
on the 2 unit / 3 unit Common Paper

	Raw/100	Initial/50	Final/50		
Mean	57.57	28.79	36.28	Candidature: 1406	
Std.Devn	14.82	7.41	6.20		
Minimum	8.00	4.00	9.20		
Median	59.00	29.50	36.70		
Maximum	91.00	45.50	49.30		
				Mapping Points Initial - Final	
Score Group	Freq	% Freq	Cuml Freq	% Cuml Freq	46.5 - 50.0
45 - 50.0	114	8.11	114	8.11	39.0 - 45.0
35 - 44.9	752	53.49	866	61.59	27.5 - 35.0
25 - 34.9	497	35.35	1363	96.94	21.0 - 30.0
15 - 24.9	38	2.70	1401	99.64	14.5 - 25.0
0 - 14.9	5	0.36	1406	100.00	6.5 - 15.0
					0.0 - 0.0

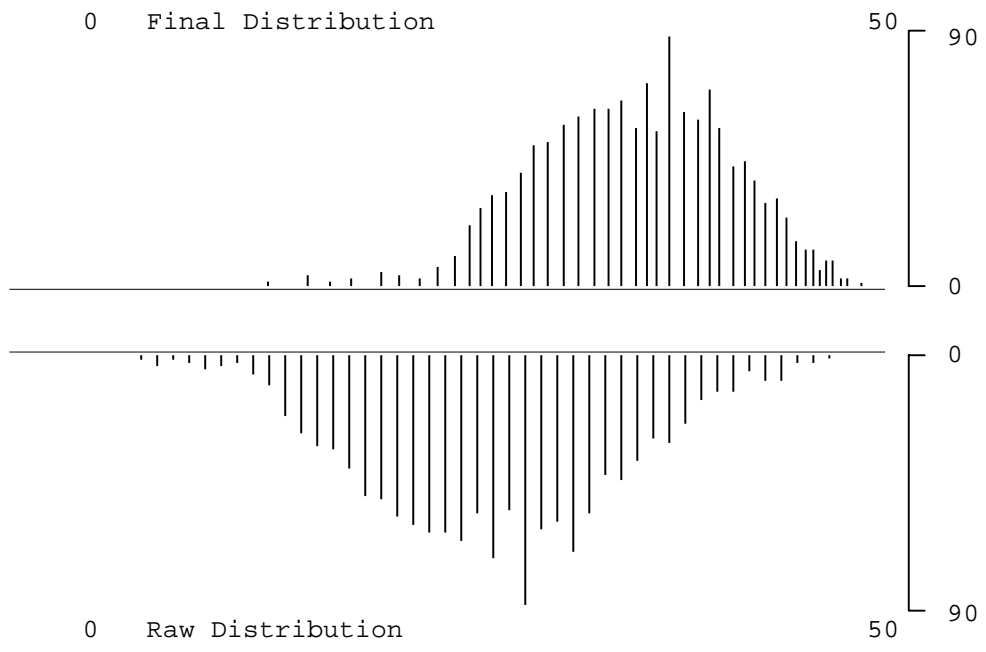


Higher School Certificate Examination 1996

Computing Studies - 3 unit - 21821

Performance of 3 unit candidates
on the 3 unit Additional Paper

	Raw/50	Initial/50	Final/50		
Mean	27.00	28.62	36.17	Candidature: 1429	
Std.Devn	7.67	7.41	6.18		
Minimum	5.00	5.60	12.90		
Median	27.00	29.30	36.60		
Maximum	48.00	45.50	50.00		
				Mapping Points Initial - Final	
Score Group	Freq	% Freq	Cuml Freq	% Cuml Freq	45.5 - 50.0
45 - 50.0	98	6.86	98	6.86	39.0 - 45.0
35 - 44.9	782	54.72	880	61.58	27.5 - 35.0
25 - 34.9	508	35.55	1388	97.13	21.0 - 30.0
15 - 24.9	39	2.73	1427	99.86	14.5 - 25.0
0 - 14.9	2	0.14	1429	100.00	6.5 - 15.0
					0.0 - 0.0

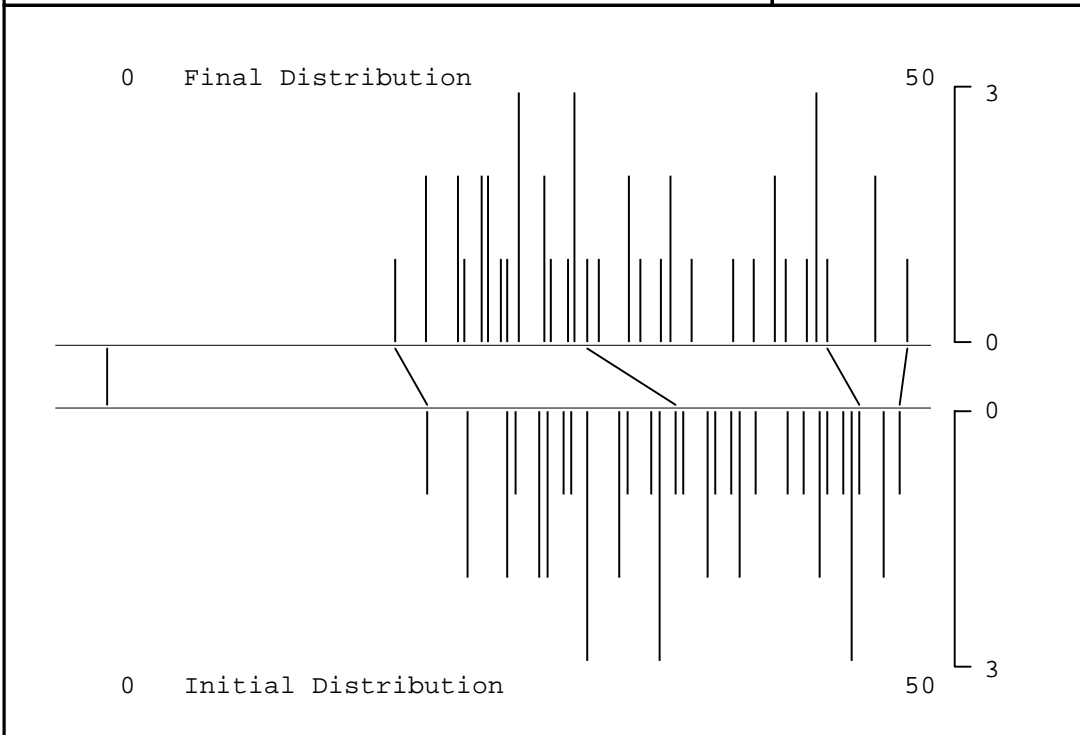


Higher School Certificate Examination 1996

Croatian - 2 unit - 21240

Performance of the Single 2 unit candidature

	Raw/100	Initial/50	Final/50	
Mean	71.50	35.75	32.21	Candidature: 44
Std.Devn	16.45	8.23	8.86	
Minimum	40.00	20.00	18.00	Mapping Points Initial - Final
Median	71.00	35.50	30.00	
Maximum	99.00	49.50	50.00	
<p><i>Cumulative frequency proportions are not reported for this scaling model.</i></p>				49.5 - 50.0
				47.0 - 45.0
				35.5 - 30.0
				20.0 - 18.0
				0.0 - 0.0

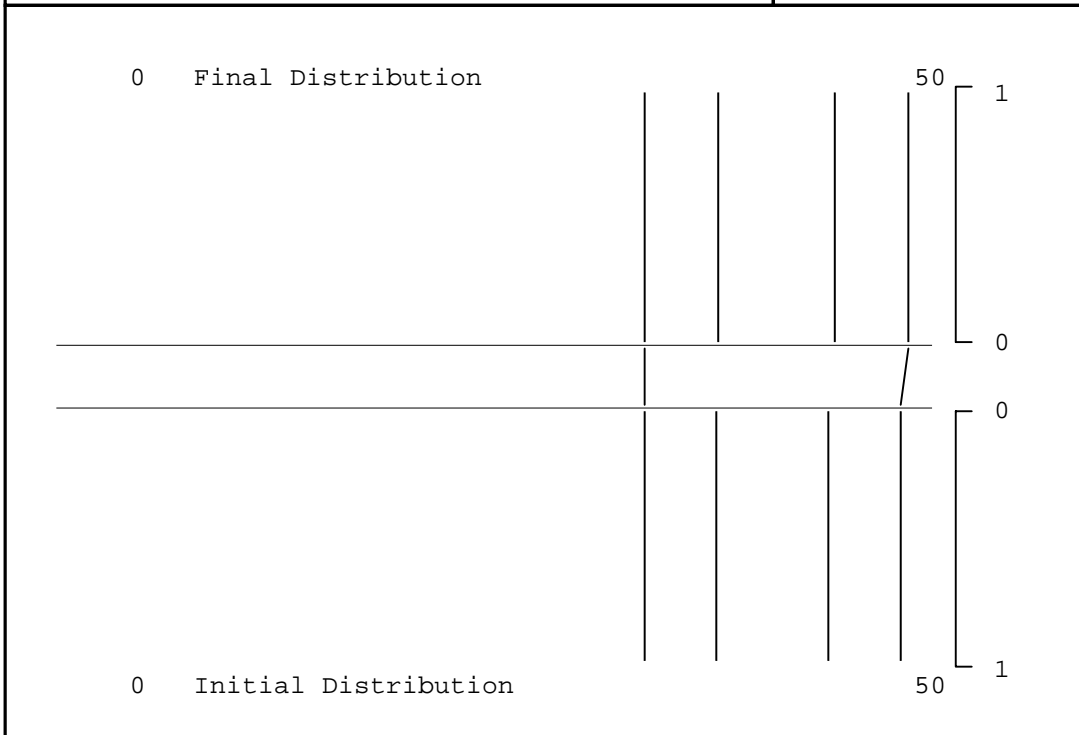


Higher School Certificate Examination 1996

Czech - 2 unit - 21250

Performance of the Single **2 unit** candidature

	Raw/100	Initial/50	Final/50	
Mean	83.00	41.50	41.75	Candidature: 4
Std.Devn	12.35	6.17	6.38	
Minimum	67.00	33.50	33.50	Mapping Points Initial - Final 49.5 - 50.0 33.5 - 33.5
Median	90.00	45.00	45.40	
Maximum	99.00	49.50	50.00	
<i>Cumulative frequency proportions are not reported for this scaling model.</i>				

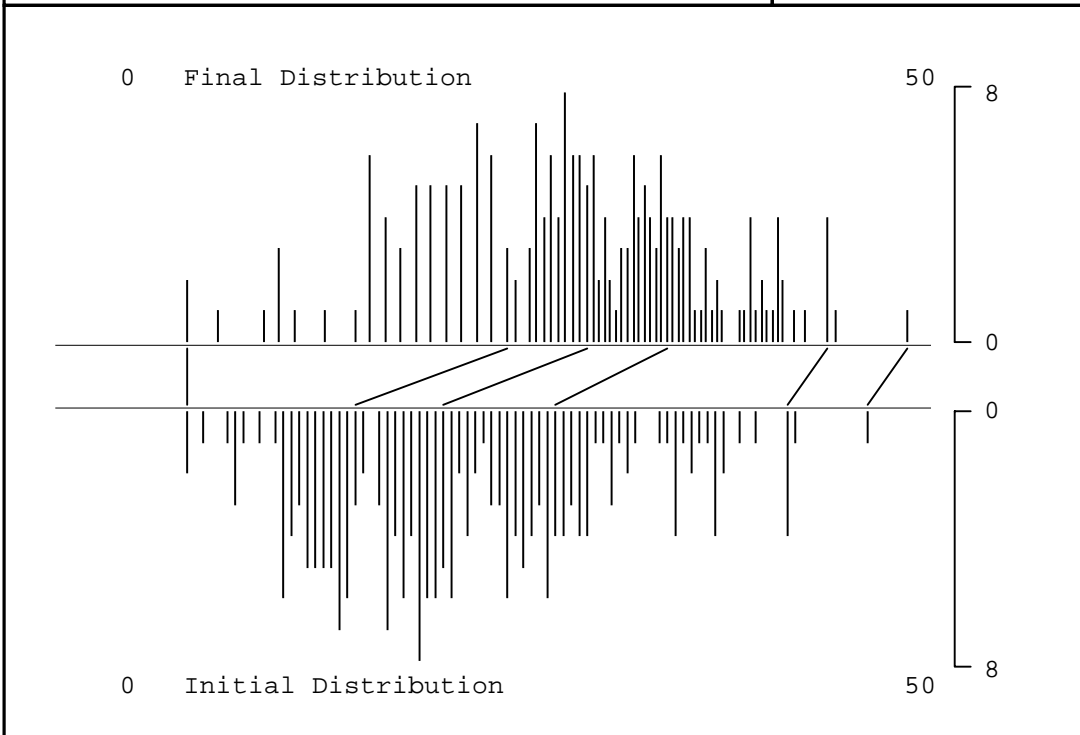


Higher School Certificate Examination 1996

Dance - 2 unit - 22210

Performance of the Single 2 unit candidature

	Raw/100	Initial/50	Final/50		
Mean	44.42	22.21	29.39	Candidature: 212	
Std.Devn	17.35	8.68	8.23		
Minimum	10.00	5.00	5.00		
Median	42.00	21.00	30.00		
Maximum	95.00	47.50	50.00		
				Mapping Points Initial - Final	
Score Group	Freq	% Freq	Cuml Freq	% Cuml Freq	47.5 - 50.0
45 - 50.0	6	2.83	6	2.83	42.5 - 45.0
35 - 44.9	47	22.17	53	25.00	28.0 - 35.0
25 - 34.9	103	48.58	156	73.58	21.0 - 30.0
15 - 24.9	47	22.17	203	95.75	15.5 - 25.0
0 - 14.9	9	4.25	212	100.00	5.0 - 5.0

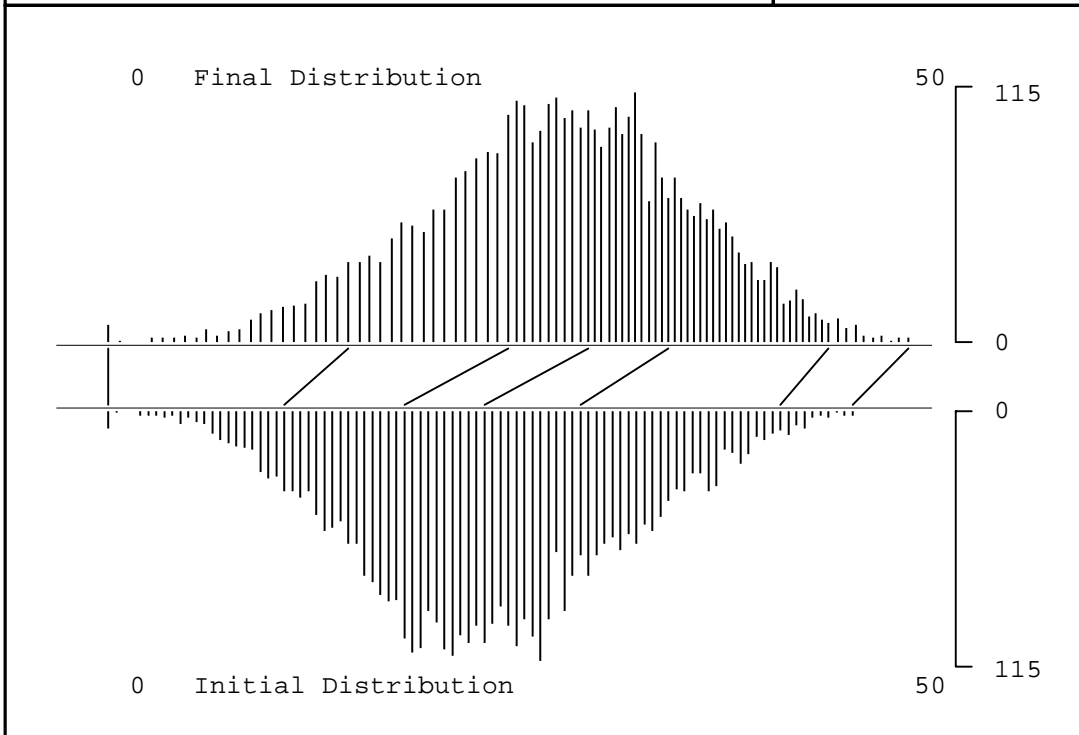


Higher School Certificate Examination 1996

Design and Technology - 2/3 unit - 21880

Performance of 2 unit candidates
on the 2 unit / 3 unit Common Paper

	Raw/100	Initial/50	Final/50		
Mean	47.36	23.68	29.19	Candidature: 4379	
Std.Devn	16.01	8.01	7.98		
Minimum	0.00	0.00	0.00		
Median	47.00	23.50	30.00		
Maximum	93.00	46.50	50.00		
				Mapping Points Initial - Final	
Score Group	Freq	% Freq	Cuml Freq	% Cuml Freq	Initial - Final
45 - 50.0	48	1.10	48	1.10	46.5 - 50.0
35 - 44.9	1025	23.41	1073	24.50	42.0 - 45.0
25 - 34.9	2192	50.06	3265	74.56	29.5 - 35.0
15 - 24.9	896	20.46	4161	95.02	23.5 - 30.0
0 - 14.9	218	4.98	4379	100.00	18.5 - 25.0
					11.0 - 15.0
					0.0 - 0.0

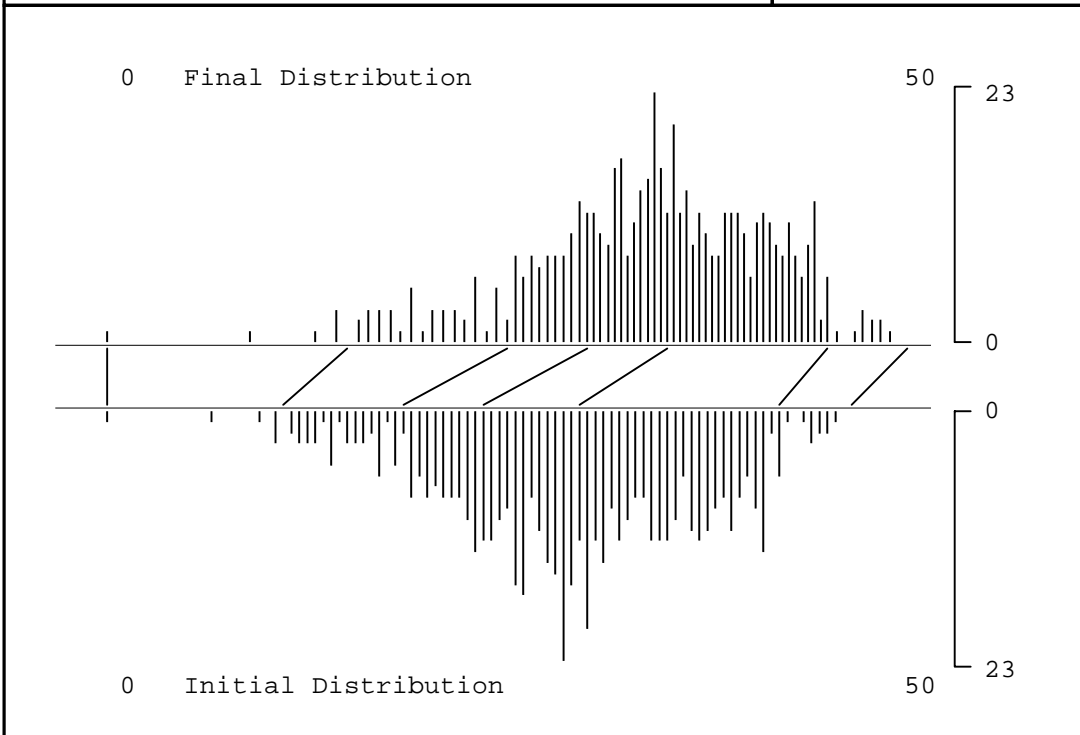


Higher School Certificate Examination 1996

Design and Technology - 2/3 unit - 21880

Performance of 3 unit candidates
on the 2 unit / 3 unit Common Paper

	Raw/100	Initial/50	Final/50		
Mean	58.09	29.05	34.23	Candidature: 561	
Std.Devn	15.33	7.67	6.97		
Minimum	0.00	0.00	0.00		
Median	58.00	29.00	34.60		
Maximum	91.00	45.50	48.90		
				Mapping Points Initial - Final	
Score Group	Freq	% Freq	Cuml Freq	% Cuml Freq	46.5 - 50.0
45 - 50.0	16	2.85	16	2.85	42.0 - 45.0
35 - 44.9	257	45.81	273	48.66	29.5 - 35.0
25 - 34.9	241	42.96	514	91.62	23.5 - 30.0
15 - 24.9	41	7.31	555	98.93	18.5 - 25.0
0 - 14.9	6	1.07	561	100.00	11.0 - 15.0
					0.0 - 0.0

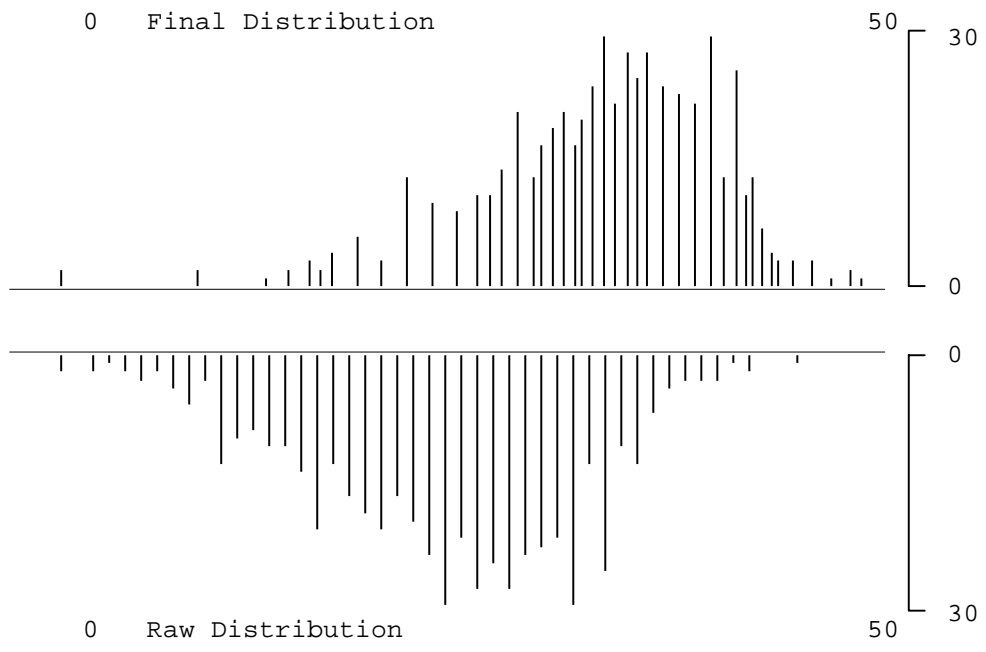


Higher School Certificate Examination 1996

Design and Technology - 3 unit - 21881

Performance of 3 unit candidates
on the 3 unit Additional Paper

	Raw/50	Initial/50	Final/50		
Mean	24.09	28.72	33.93	Candidature: 564	
Std.Devn	8.33	7.61	7.05		
Minimum	0.00	0.00	0.00		
Median	25.00	29.00	34.60		
Maximum	46.00	45.50	50.00		
				Mapping Points Initial - Final	
Score Group	Freq	% Freq	Cuml Freq	% Cuml Freq	Initial - Final
45 - 50.0	10	1.77	10	1.77	45.5 - 50.0
35 - 44.9	257	45.57	267	47.34	42.0 - 45.0
25 - 34.9	240	42.55	507	89.89	29.5 - 35.0
15 - 24.9	50	8.87	557	98.76	23.5 - 30.0
0 - 14.9	7	1.24	564	100.00	18.5 - 25.0
					0.0 - 0.0

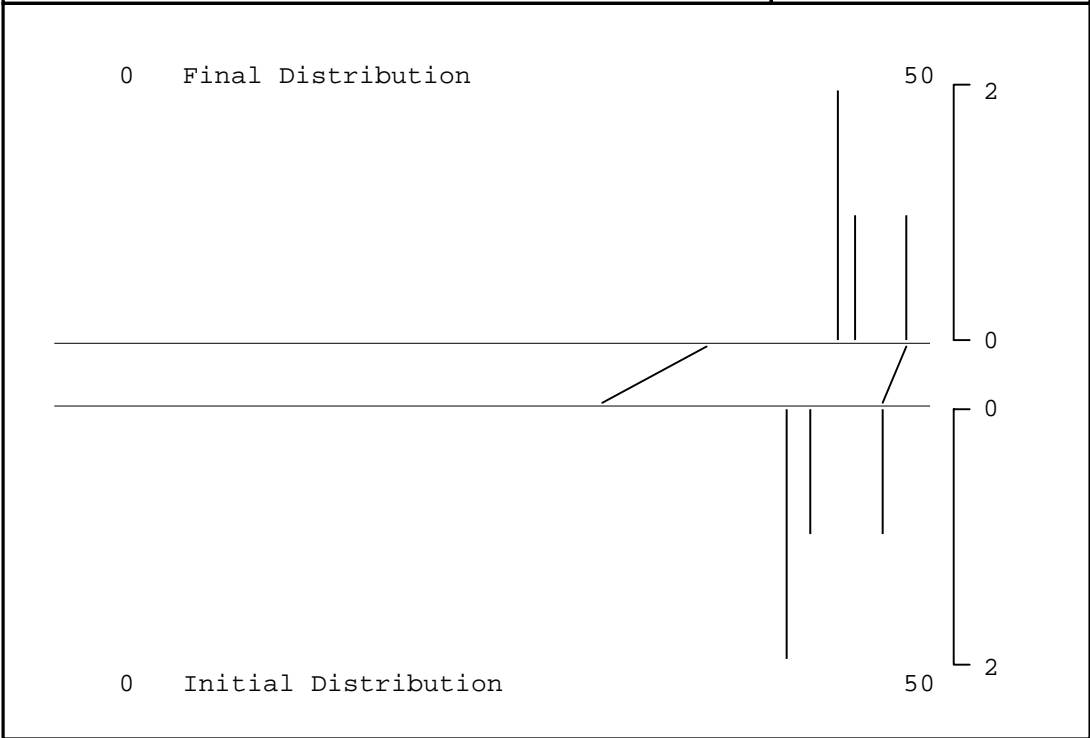


Higher School Certificate Examination 1996

Comparative Literature-Distinctn Course - 2 unit - 25010

Performance of the Single 2 unit candidature

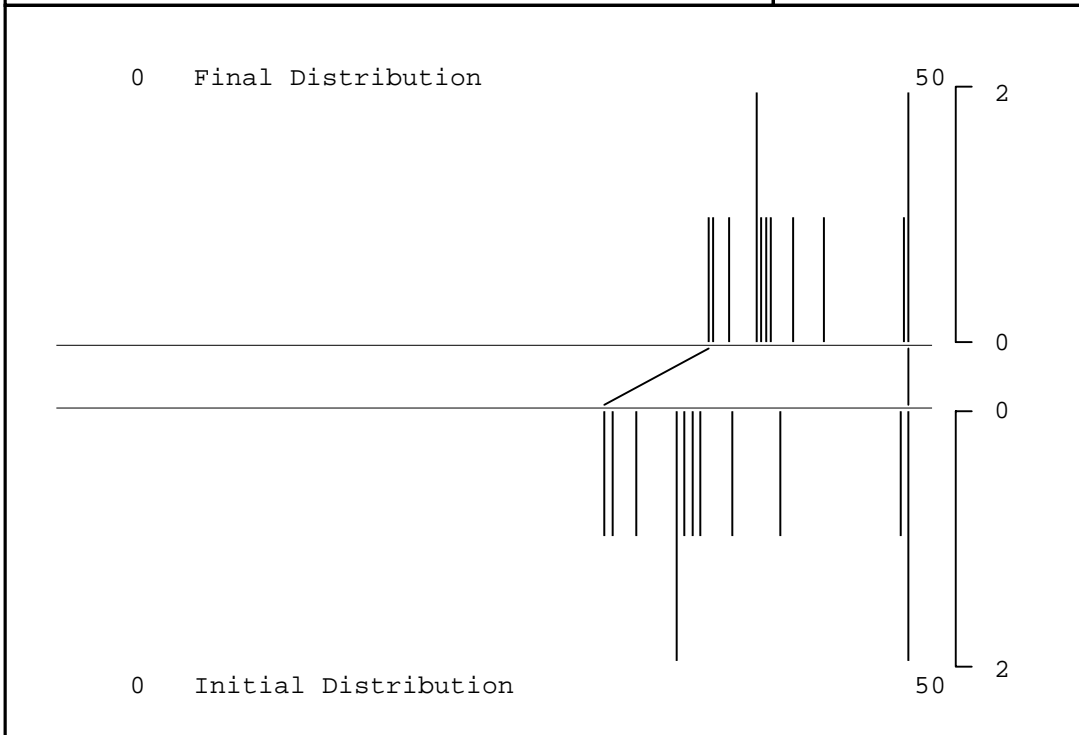
	Raw/100	Initial/50	Final/50	
Mean	88.75	44.38	47.05	Candidature: 4
Std.Devn	4.92	2.46	1.76	
Minimum	85.00	42.50	45.70	
Median	88.00	44.00	46.80	
Maximum	97.00	48.50	50.00	
<p><i>Cumulative frequency proportions are not reported for this scaling model.</i></p>				Mapping Points Initial - Final
				<p>48.5 - 50.0 31.0 - 37.5</p>



Cosmology - Distinction Course - 2 unit - 25020

Performance of the Single 2 unit candidature

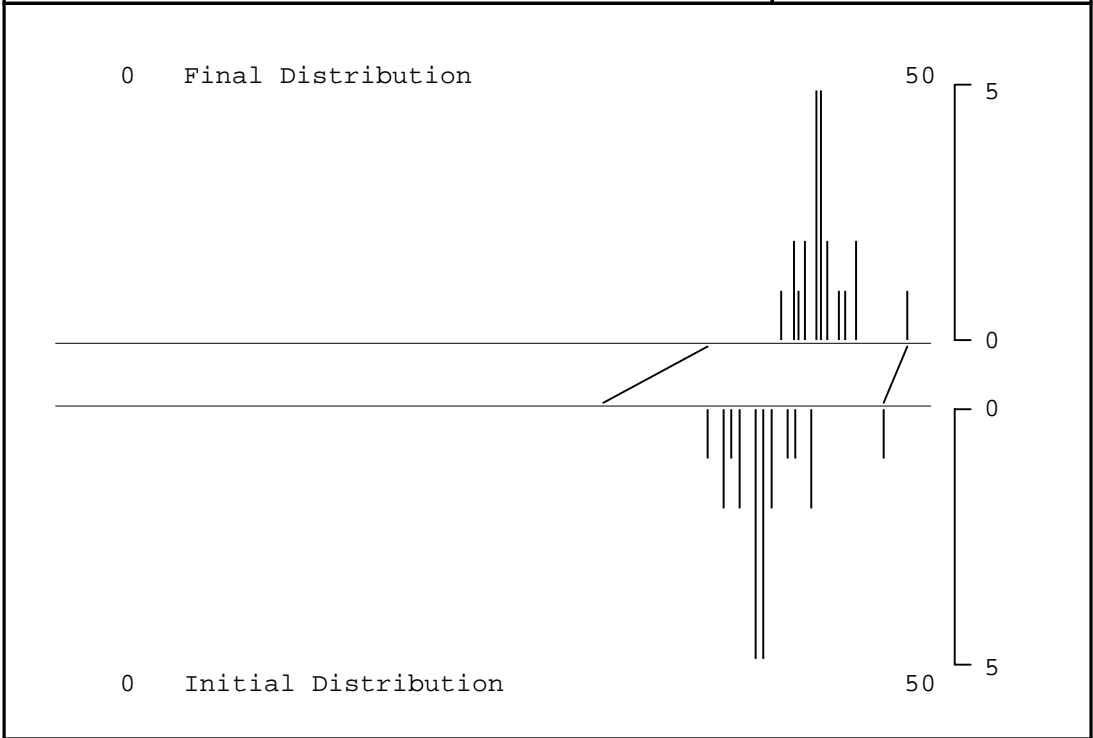
	Raw/100	Initial/50	Final/50	
Mean	77.92	38.96	42.74	Candidature: 13
Std.Devn	13.14	6.57	4.33	
Minimum	62.00	31.00	37.50	Mapping Points Initial - Final 50.0 - 50.0 31.0 - 37.5
Median	73.00	36.50	41.10	
Maximum	100.00	50.00	50.00	
<i>Cumulative frequency proportions are not reported for this scaling model.</i>				



Philosophy - Distinction Course - 2 unit - 25030

Performance of the Single 2 unit candidature

	Raw/100	Initial/50	Final/50	
Mean	82.17	41.09	44.70	Candidature: 23
Std.Devn	4.48	2.24	1.60	
Minimum	75.00	37.50	42.10	Mapping Points Initial - Final 48.5 - 50.0 31.0 - 37.5
Median	82.00	41.00	44.60	
Maximum	97.00	48.50	50.00	
<i>Cumulative frequency proportions are not reported for this scaling model.</i>				

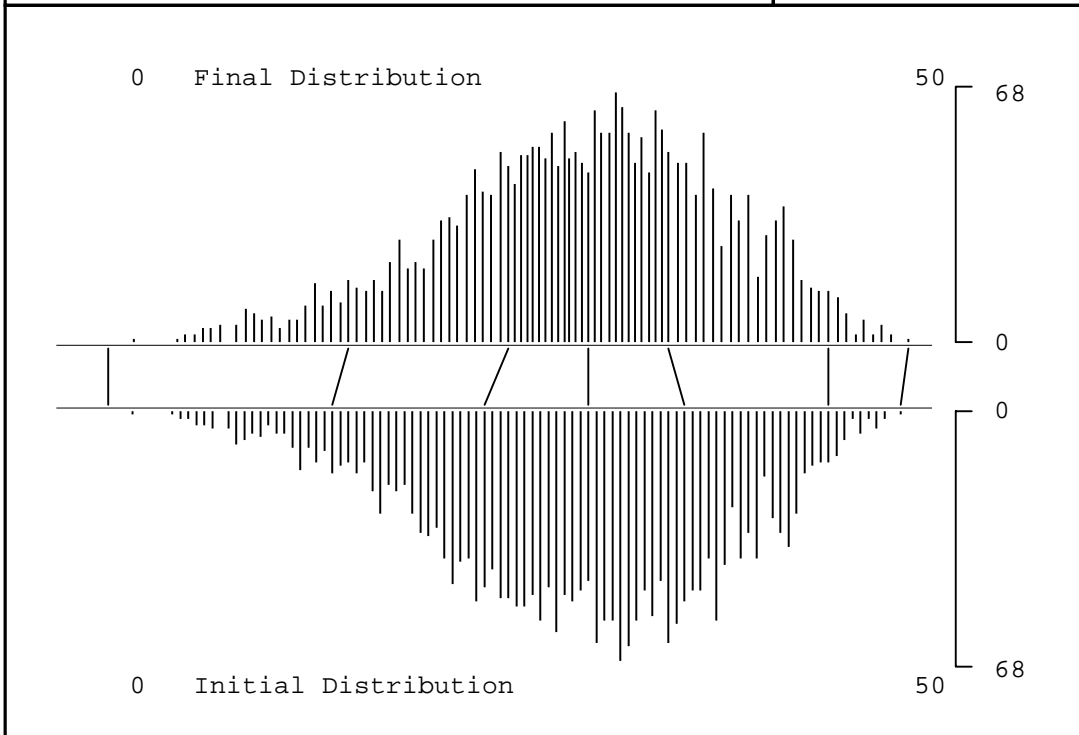


Higher School Certificate Examination 1996

Drama - 2 unit - 22220

Performance of the Single 2 unit candidature

	Raw/100	Initial/50	Final/50		
Mean	58.56	29.28	29.52	Candidature: 2687	
Std.Devn	17.40	8.70	8.08		
Minimum	3.00	1.50	1.60		
Median	60.00	30.00	30.00		
Maximum	99.00	49.50	50.00		
				Mapping Points Initial - Final	
Score Group	Freq	% Freq	Cuml Freq	% Cuml Freq	49.5 - 50.0
45 - 50.0	52	1.94	52	1.94	45.0 - 45.0
35 - 44.9	619	23.04	671	24.97	36.0 - 35.0
25 - 34.9	1349	50.20	2020	75.18	30.0 - 30.0
15 - 24.9	536	19.95	2556	95.12	23.5 - 25.0
0 - 14.9	131	4.88	2687	100.00	14.0 - 15.0
					0.0 - 0.0

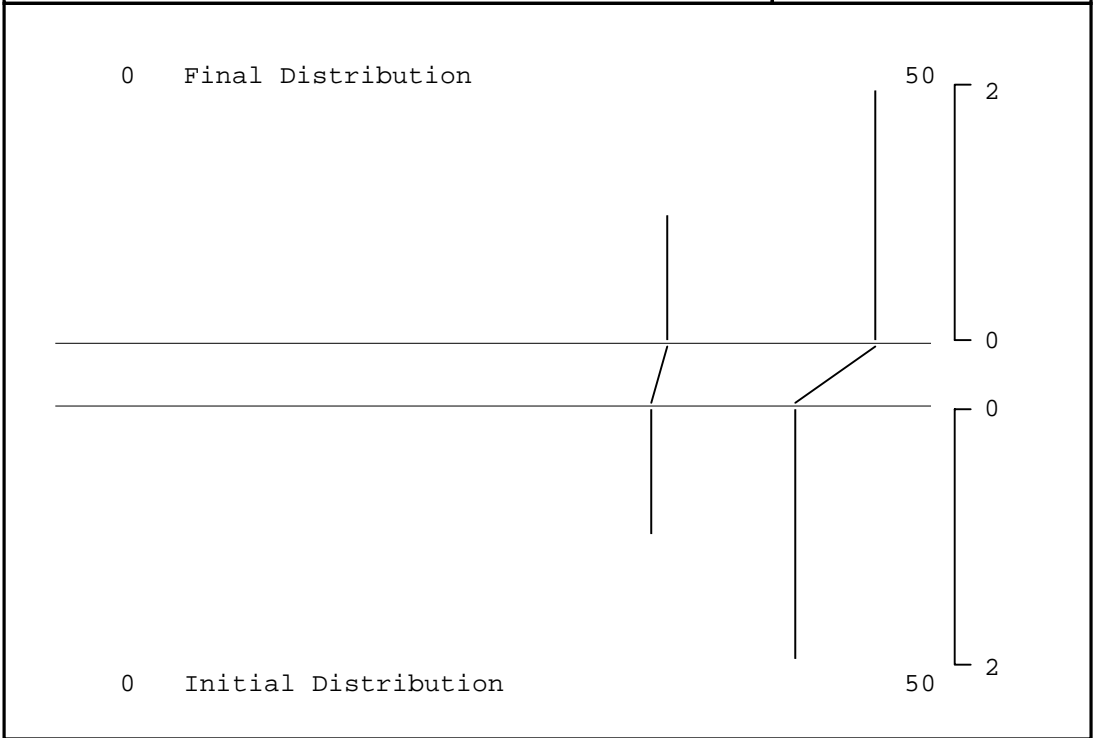


Higher School Certificate Examination 1996

Dutch - 2 unit - 21262

Performance of the Single 2 unit candidature

	Raw/100	Initial/50	Final/50	
Mean	80.00	40.00	43.67	Candidature: 3
Std.Devn	8.49	4.24	6.13	
Minimum	68.00	34.00	35.00	
Median	86.00	43.00	48.00	
Maximum	86.00	43.00	48.00	
<p><i>Cumulative frequency proportions are not reported for this scaling model.</i></p>				Mapping Points Initial - Final 43.0 - 48.0 34.0 - 35.0

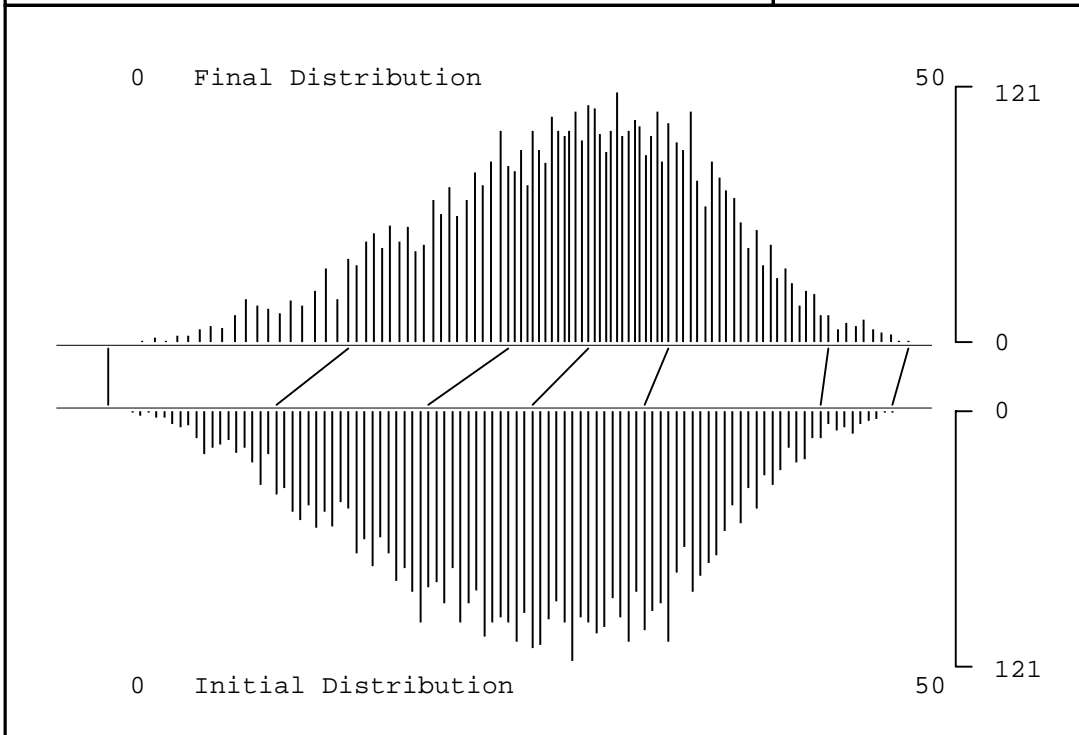


Higher School Certificate Examination 1996

Economics - 2/3 unit - 20650

Performance of 2 unit candidates
on the 2 unit / 3 unit Common Paper

	Raw/100	Initial/50	Final/50		
Mean	52.41	26.21	29.32	Candidature: 5432	
Std.Devn	18.20	9.10	7.90		
Minimum	3.00	1.50	2.10		
Median	53.00	26.50	30.00		
Maximum	98.00	49.00	50.00		
				Mapping Points Initial - Final	
Score Group	Freq	% Freq	Cuml Freq	% Cuml Freq	Initial - Final
45 - 50.0	64	1.18	64	1.18	49.0 - 50.0
35 - 44.9	1281	23.58	1345	24.76	44.5 - 45.0
25 - 34.9	2692	49.56	4037	74.32	33.5 - 35.0
15 - 24.9	1162	21.39	5199	95.71	26.5 - 30.0
0 - 14.9	233	4.29	5432	100.00	20.0 - 25.0
					10.5 - 15.0
					0.0 - 0.0

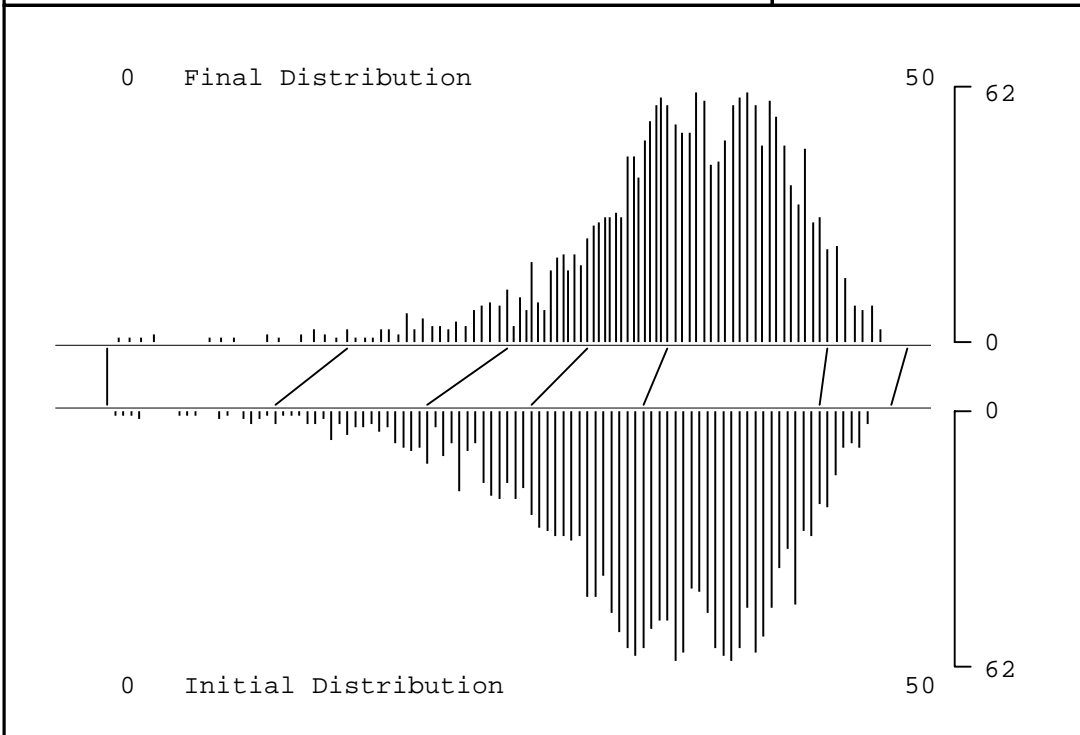


Higher School Certificate Examination 1996

Economics - 2/3 unit - 20650

Performance of 3 unit candidates
on the 2 unit / 3 unit Common Paper

	Raw/100	Initial/50	Final/50		
Mean	67.78	33.89	35.76	Candidature: 2074	
Std.Devn	15.09	7.54	6.44		
Minimum	1.00	0.50	0.70		
Median	70.00	35.00	36.40		
Maximum	95.00	47.50	48.30		
				Mapping Points Initial - Final	
Score Group	Freq	% Freq	Cuml Freq	% Cuml Freq	Initial - Final
45 - 50.0	92	4.44	92	4.44	49.0 - 50.0
35 - 44.9	1115	53.76	1207	58.20	44.5 - 45.0
25 - 34.9	762	36.74	1969	94.94	33.5 - 35.0
15 - 24.9	86	4.15	2055	99.08	26.5 - 30.0
0 - 14.9	19	0.92	2074	100.00	20.0 - 25.0
					10.5 - 15.0
					0.0 - 0.0

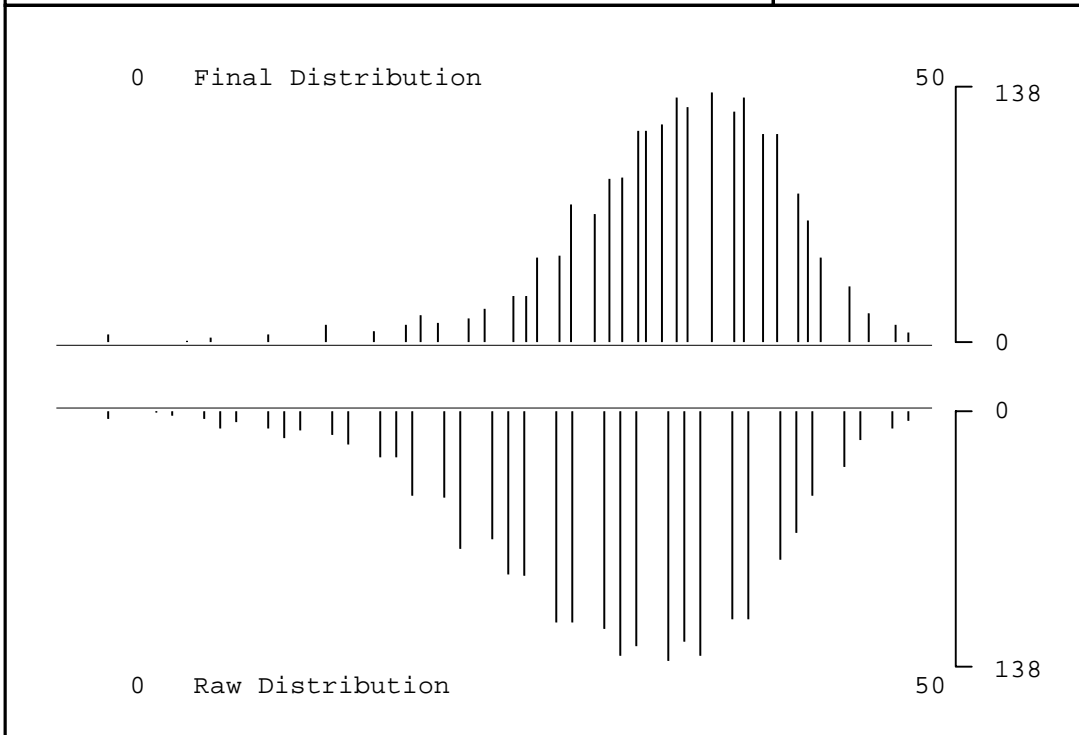


Higher School Certificate Examination 1996

Economics - 3 unit - 20651

Performance of 3 unit candidates
on the 3 unit Additional Paper

	Raw/50	Initial/50	Final/50		
Mean	31.58	33.56	35.50	Candidature: 2078	
Std.Devn	8.48	7.52	6.46		
Minimum	0.00	0.00	0.00		
Median	32.00	34.00	35.50		
Maximum	50.00	47.50	50.00		
				Mapping Points Initial - Final	
Score Group	Freq	% Freq	Cuml Freq	% Cuml Freq	Initial - Final
45 - 50.0	62	2.98	62	2.98	47.5 - 50.0
35 - 44.9	1091	52.50	1153	55.49	44.5 - 45.0
25 - 34.9	829	39.89	1982	95.38	33.5 - 35.0
15 - 24.9	74	3.56	2056	98.94	26.5 - 30.0
0 - 14.9	22	1.06	2078	100.00	20.0 - 25.0
					10.5 - 15.0
					0.0 - 0.0



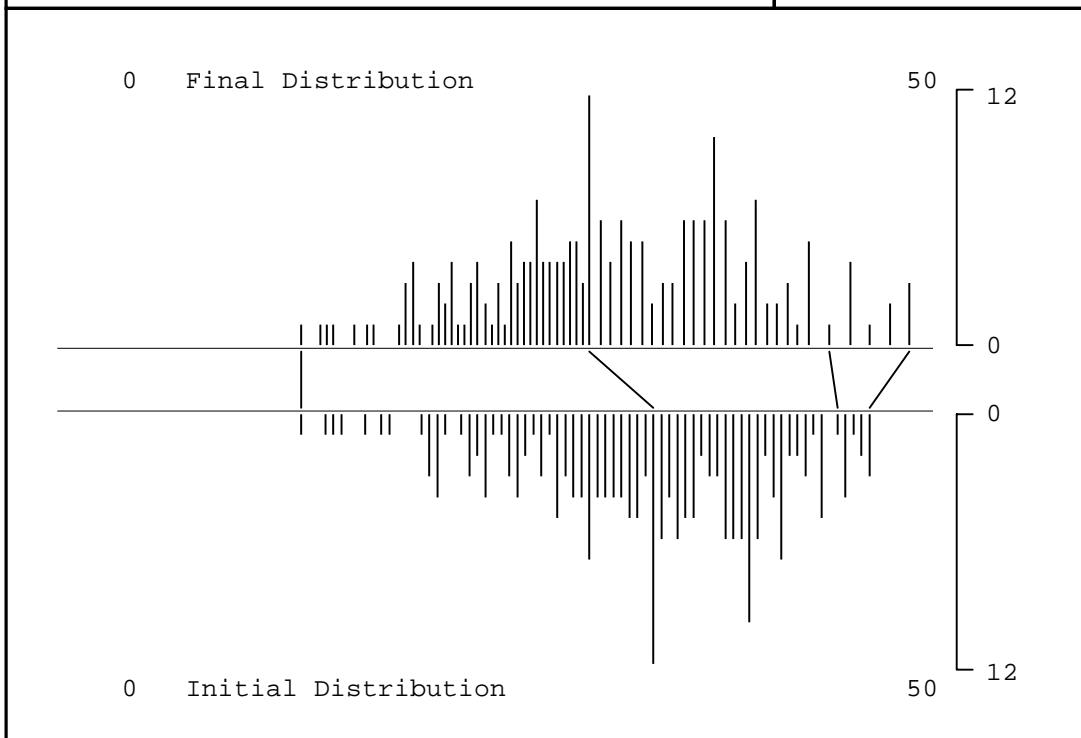
Higher School Certificate Examination 1996

Electronics Technology - 2 unit - 21830

Performance of the Single 2 unit candidature

	Raw/100	Initial/50	Final/50	
Mean	67.54	33.77	31.31	Candidature: 211
Std.Devn	15.25	7.63	8.01	
Minimum	24.00	12.00	12.00	
Median	68.00	34.00	30.00	
Maximum	95.00	47.50	50.00	

Score Group	Freq	% Freq	Cuml Freq	% Cuml Freq	Mapping Points Initial - Final
45 - 50.0	10	4.74	10	4.74	47.5 - 50.0
35 - 44.9	64	30.33	74	35.07	45.5 - 45.0
25 - 34.9	95	45.02	169	80.09	34.0 - 30.0
15 - 24.9	38	18.01	207	98.10	12.0 - 12.0
0 - 14.9	4	1.90	211	100.00	

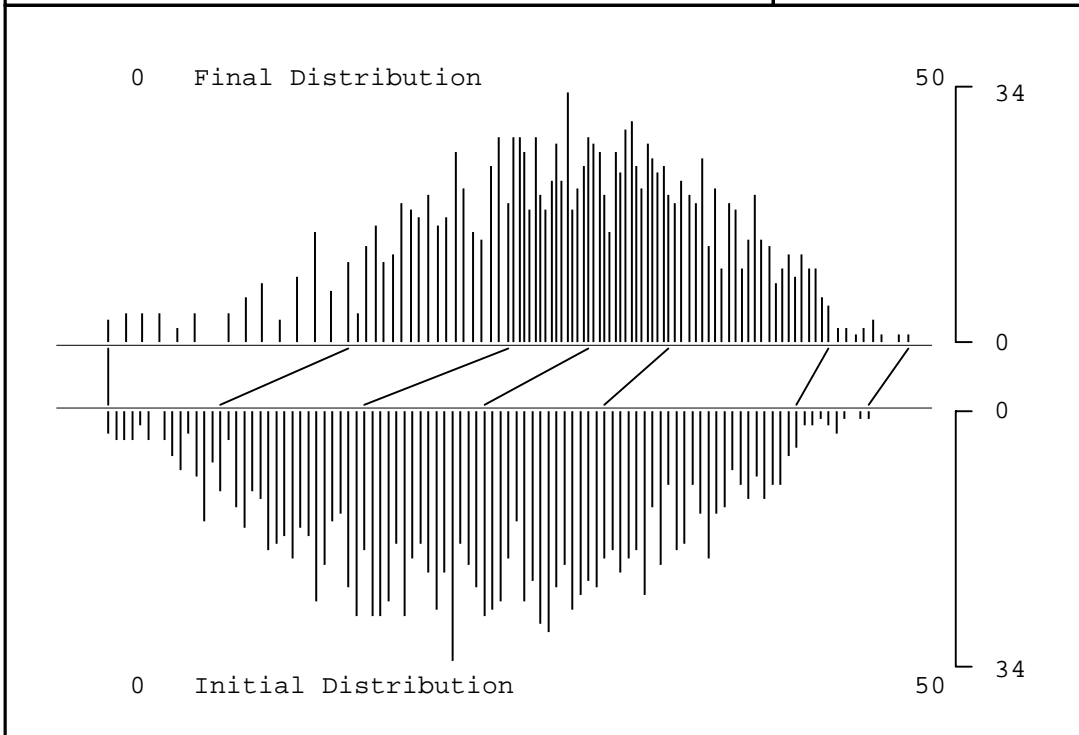


Higher School Certificate Examination 1996

Engineering Science - 2/3 unit - 21840

Performance of 2 unit candidates
on the 2 unit / 3 unit Common Paper

	Raw/100	Initial/50	Final/50		
Mean	46.56	23.28	29.29	Candidature: 1468	
Std.Devn	20.17	10.09	8.50		
Minimum	0.00	0.00	0.00		
Median	47.00	23.50	30.00		
Maximum	95.00	47.50	50.00		
				Mapping Points Initial - Final	
Score Group	Freq	% Freq	Cuml Freq	% Cuml Freq	Initial - Final
45 - 50.0	18	1.23	18	1.23	47.5 - 50.0
35 - 44.9	354	24.11	372	25.34	43.0 - 45.0
25 - 34.9	721	49.11	1093	74.46	31.0 - 35.0
15 - 24.9	302	20.57	1395	95.03	23.5 - 30.0
0 - 14.9	73	4.97	1468	100.00	16.0 - 25.0
					7.0 - 15.0
					0.0 - 0.0

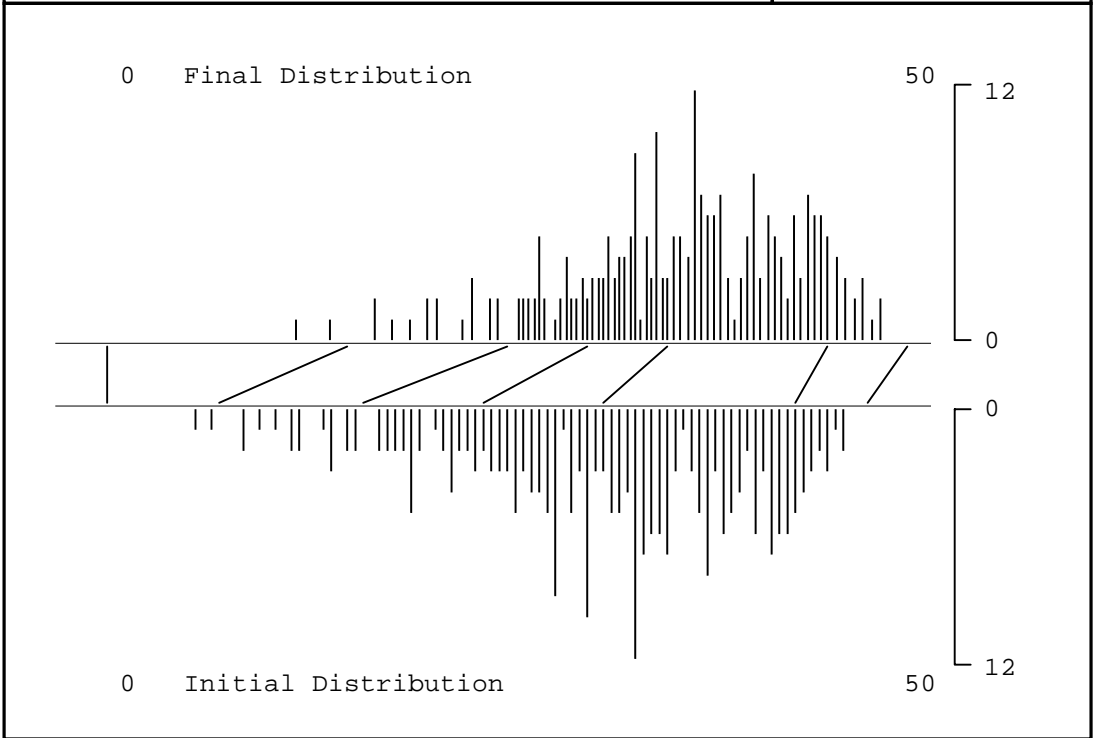


Higher School Certificate Examination 1996

Engineering Science - 2/3 unit - 21840

Performance of 3 unit candidates
on the 2 unit / 3 unit Common Paper

	Raw/100	Initial/50	Final/50		
Mean	62.55	31.28	35.70	Candidature: 253	
Std.Devn	17.91	8.95	7.01		
Minimum	11.00	5.50	11.80		
Median	65.00	32.50	36.30		
Maximum	92.00	46.00	48.30		
				Mapping Points Initial - Final	
Score Group	Freq	% Freq	Cuml Freq	% Cuml Freq	47.5 - 50.0
45 - 50.0	20	7.91	20	7.91	43.0 - 45.0
35 - 44.9	123	48.62	143	56.52	31.0 - 35.0
25 - 34.9	92	36.36	235	92.89	23.5 - 30.0
15 - 24.9	16	6.32	251	99.21	16.0 - 25.0
0 - 14.9	2	0.79	253	100.00	7.0 - 15.0
					0.0 - 0.0

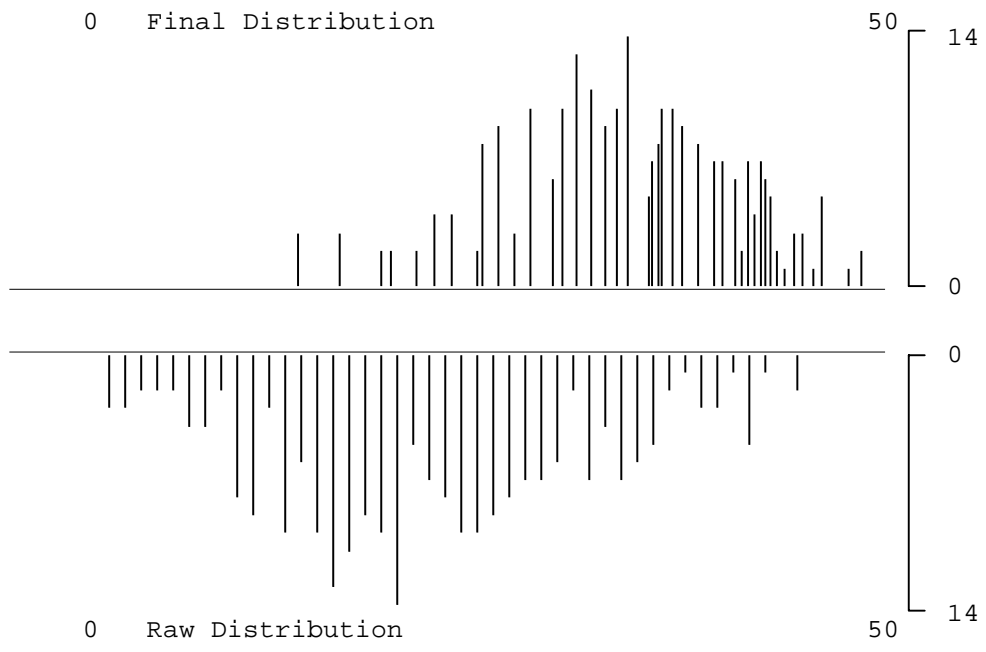


Higher School Certificate Examination 1996

Engineering Science - 3 unit - 21841

Performance of 3 unit candidates
on the 3 unit Additional Paper

	Raw/50	Initial/50	Final/50		
Mean	22.79	30.96	35.51	Candidature: 251	
Std.Devn	9.68	9.04	7.11		
Minimum	3.00	6.90	14.80		
Median	22.00	33.00	36.70		
Maximum	46.00	46.00	50.00		
				Mapping Points Initial - Final	
Score Group	Freq	% Freq	Cuml Freq	% Cuml Freq	46.0 - 50.0
45 - 50.0	16	6.37	16	6.37	43.0 - 45.0
35 - 44.9	124	49.40	140	55.78	31.0 - 35.0
25 - 34.9	91	36.25	231	92.03	23.5 - 30.0
15 - 24.9	17	6.77	248	98.80	16.0 - 25.0
0 - 14.9	3	1.20	251	100.00	7.0 - 15.0
					0.0 - 0.0

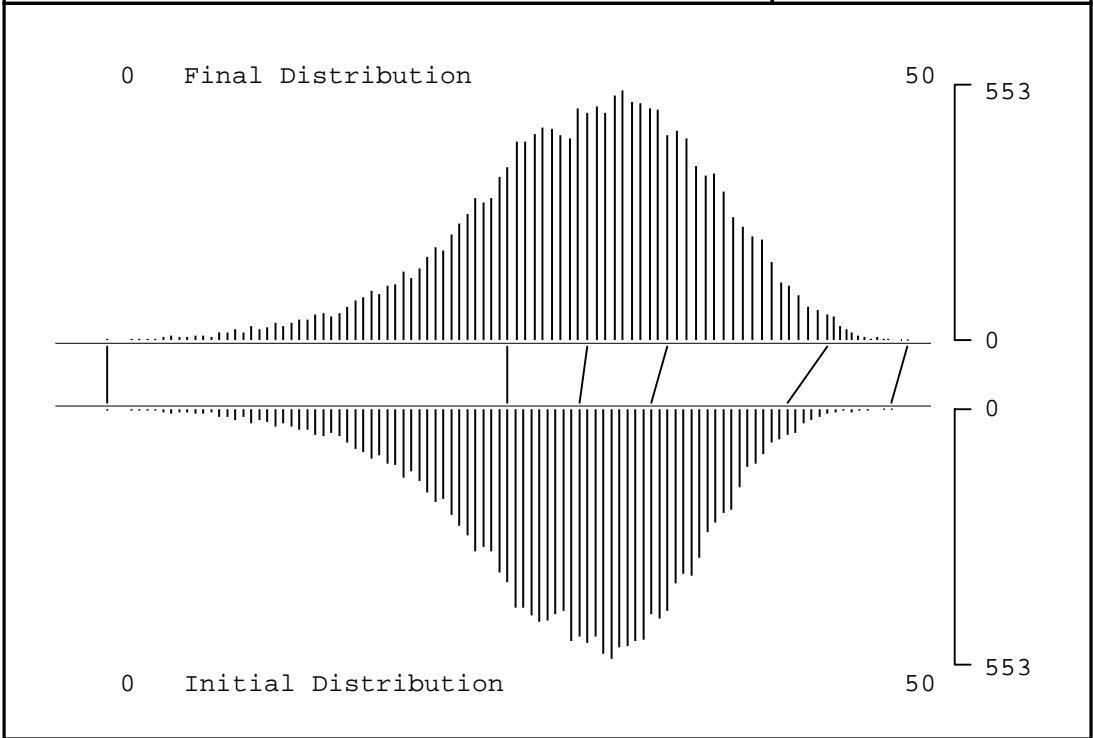


Higher School Certificate Examination 1996

Contemporary English - 2 unit - 20050

Performance of the Single 2 unit candidature

	Raw/100	Initial/50	Final/50		
Mean	57.87	28.93	29.57	Candidature: 17931	
Std.Devn	14.12	7.06	7.62		
Minimum	0.00	0.00	0.00		
Median	59.00	29.50	30.00		
Maximum	98.00	49.00	50.00		
				Mapping Points Initial - Final	
Score Group	Freq	% Freq	Cuml Freq	% Cuml Freq	49.0 - 50.0
45 - 50.0	214	1.19	214	1.19	42.5 - 45.0
35 - 44.9	4449	24.81	4663	26.01	34.0 - 35.0
25 - 34.9	8770	48.91	13433	74.91	29.5 - 30.0
15 - 24.9	3825	21.33	17258	96.25	25.0 - 25.0
0 - 14.9	673	3.75	17931	100.00	0.0 - 0.0

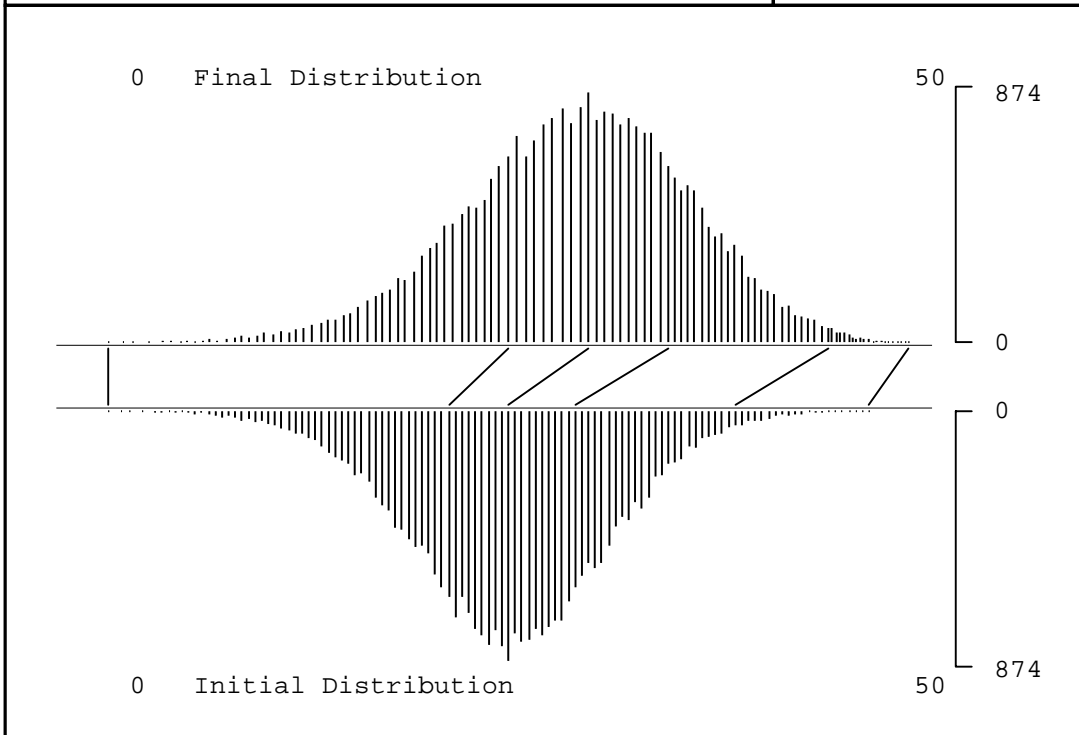


Higher School Certificate Examination 1996

English (General) - 2 unit - 20060

Performance of the Single 2 unit candidature

	Raw/120	Initial/50	Final/50		
Mean	60.00	25.01	29.63	Candidature: 28961	
Std.Devn	14.69	6.12	7.19		
Minimum	0.00	0.00	0.00		
Median	60.00	25.00	30.00		
Maximum	114.00	47.50	50.00		
				Mapping Points Initial - Final	
Score		%	Cuml	% Cuml	47.5 - 50.0
Group	Freq	Freq	Freq	Freq	39.2 - 45.0
					29.2 - 35.0
45 - 50.0	331	1.14	331	1.14	25.0 - 30.0
35 - 44.9	7029	24.27	7360	25.41	21.3 - 25.0
25 - 34.9	14384	49.67	21744	75.08	0.0 - 0.0
15 - 24.9	6461	22.31	28205	97.39	
0 - 14.9	756	2.61	28961	100.00	

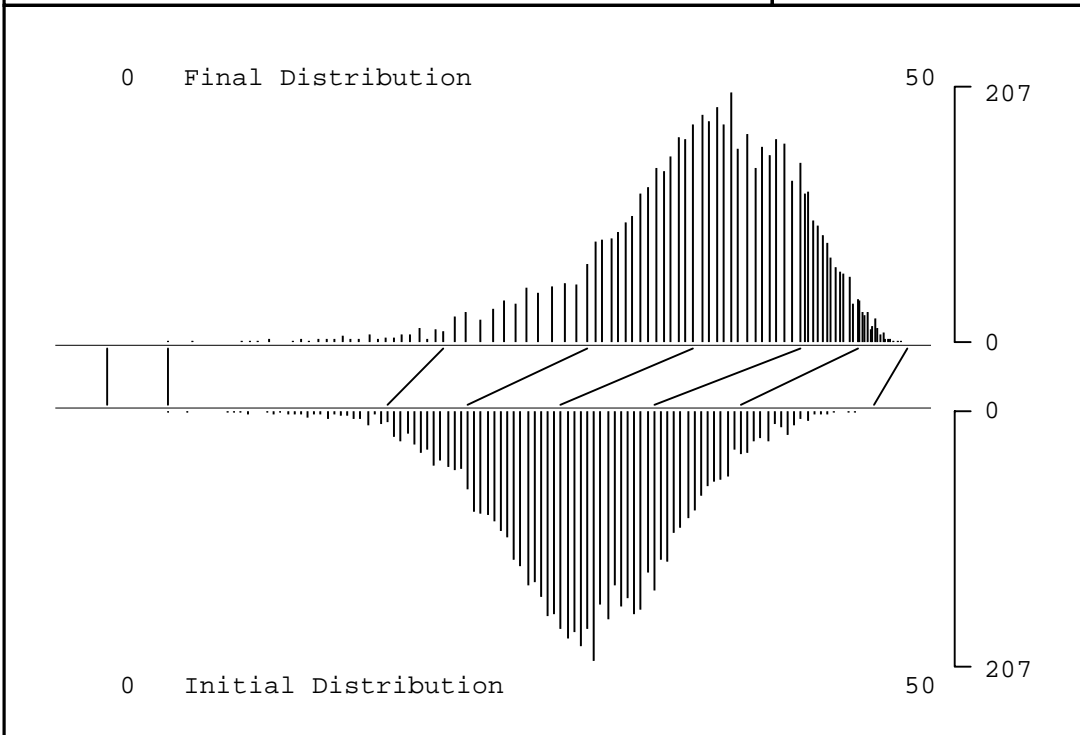


Higher School Certificate Examination 1996

English - 2/3 unit - 20070

Performance of 2 unit candidates
on the 2 unit / 3 unit Common Paper

	Raw/120	Initial/50	Final/50		
Mean	71.64	29.86	37.90	Candidature: 5842	
Std.Devn	13.13	5.47	6.10		
Minimum	9.00	3.80	3.80		
Median	72.00	30.00	38.50		
Maximum	112.00	46.70	49.60		
				Mapping Points Initial - Final	
Score Group	Freq	% Freq	Cuml Freq	% Cuml Freq	Initial - Final
45 - 50.0	639	10.94	639	10.94	47.9 - 50.0
35 - 44.9	3571	61.13	4210	72.06	39.6 - 46.9
25 - 34.9	1416	24.24	5626	96.30	34.2 - 43.3
15 - 24.9	193	3.30	5819	99.61	28.3 - 36.6
0 - 14.9	23	0.39	5842	100.00	22.5 - 30.0
					17.5 - 21.0
					3.8 - 3.8
					0.0 - 0.0

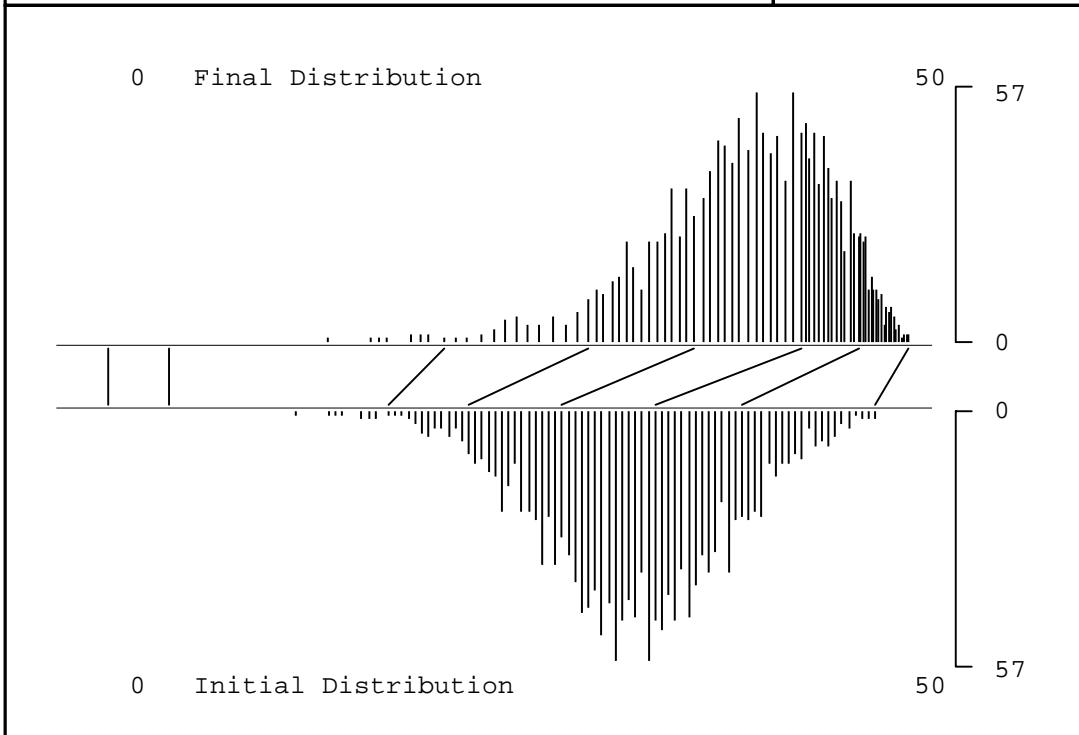


Higher School Certificate Examination 1996

English - 2/3 unit - 20070

Performance of 3 unit candidates
on the 2 unit / 3 unit Common Paper

	Raw/120	Initial/50	Final/50		
Mean	78.86	32.87	40.86	Candidature: 1661	
Std.Devn	13.69	5.70	5.53		
Minimum	28.00	11.70	13.70		
Median	79.00	32.90	41.80		
Maximum	115.00	47.90	50.00		
				Mapping Points Initial - Final	
Score		%	Cuml	% Cuml	47.9 - 50.0
Group	Freq	Freq	Freq	Freq	39.6 - 46.9
					34.2 - 43.3
45 - 50.0	440	26.49	440	26.49	28.3 - 36.6
35 - 44.9	982	59.12	1422	85.61	22.5 - 30.0
25 - 34.9	216	13.00	1638	98.62	17.5 - 21.0
15 - 24.9	22	1.32	1660	99.94	3.8 - 3.8
0 - 14.9	1	0.06	1661	100.00	0.0 - 0.0



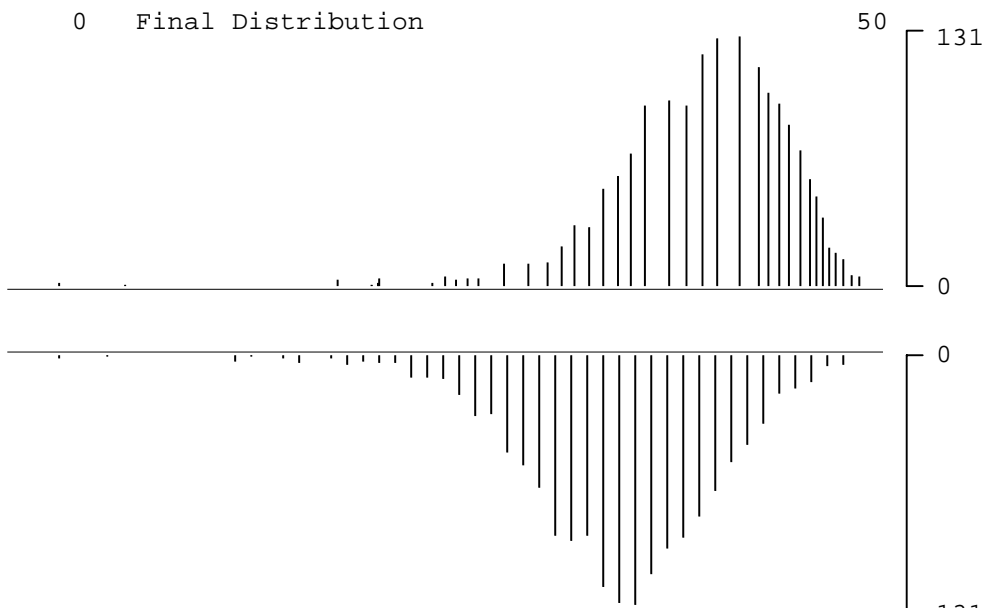
Higher School Certificate Examination 1996

English - 3 unit - 20071

Performance of 3 unit candidates
on the 3 unit Additional Paper

	Raw/50	Initial/50	Final/50		
Mean	34.93	32.55	40.71	Candidature: 1672	
Std.Devn	5.92	5.61	5.58		
Minimum	0.00	0.00	0.00		
Median	35.00	32.10	41.10		
Maximum	49.00	47.90	50.00		
				Mapping Points Initial - Final	
Score Group	Freq	% Freq	Cuml Freq	% Cuml Freq	47.9 - 50.0
45 - 50.0	454	27.15	454	27.15	39.6 - 46.9
35 - 44.9	957	57.24	1411	84.39	34.2 - 43.6
25 - 34.9	238	14.23	1649	98.62	28.3 - 36.6
15 - 24.9	20	1.20	1669	99.82	22.5 - 30.0
0 - 14.9	3	0.18	1672	100.00	17.5 - 21.0
					3.8 - 3.8
					0.0 - 0.0

0 Final Distribution



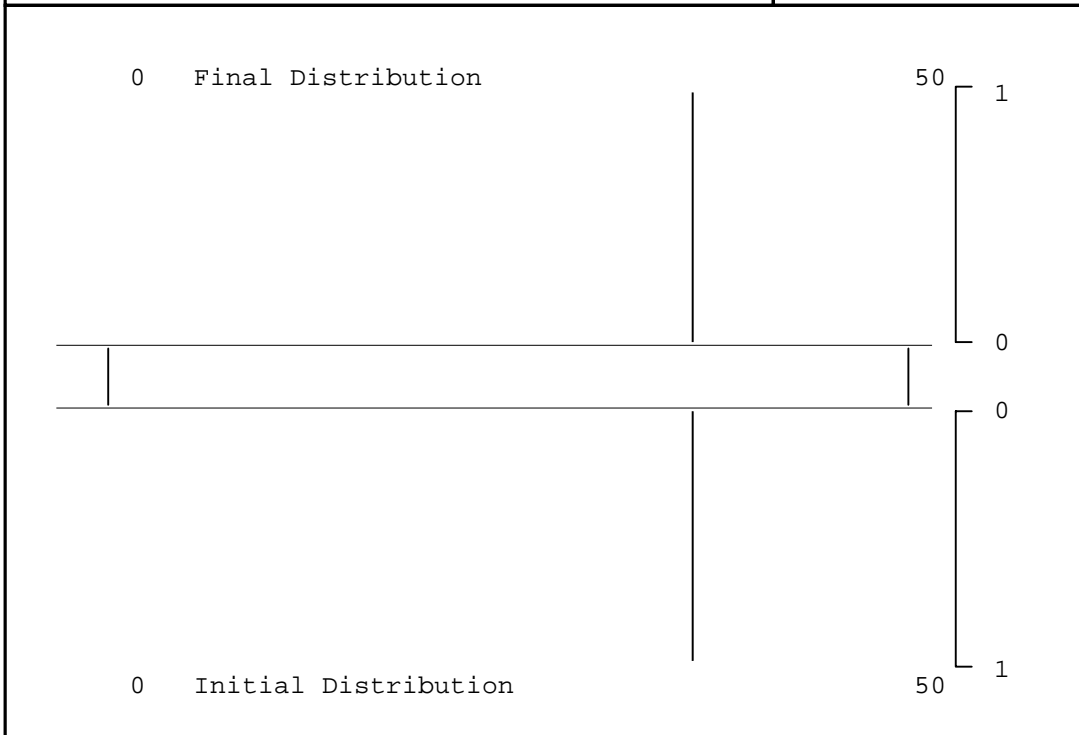
0 Raw Distribution

Higher School Certificate Examination 1996

Estonian - 2 unit - 21270

Performance of the Single **2 unit** candidature

	Raw/100	Initial/50	Final/50	
Mean	73.00	36.50	36.50	Candidature: 1
Std.Devn	0.00	0.00	0.00	
Minimum	73.00	36.50	36.50	Mapping Points Initial - Final 50.0 - 50.0 0.0 - 0.0
Median	73.00	36.50	36.50	
Maximum	73.00	36.50	36.50	
<i>Cumulative frequency proportions are not reported for this scaling model.</i>				

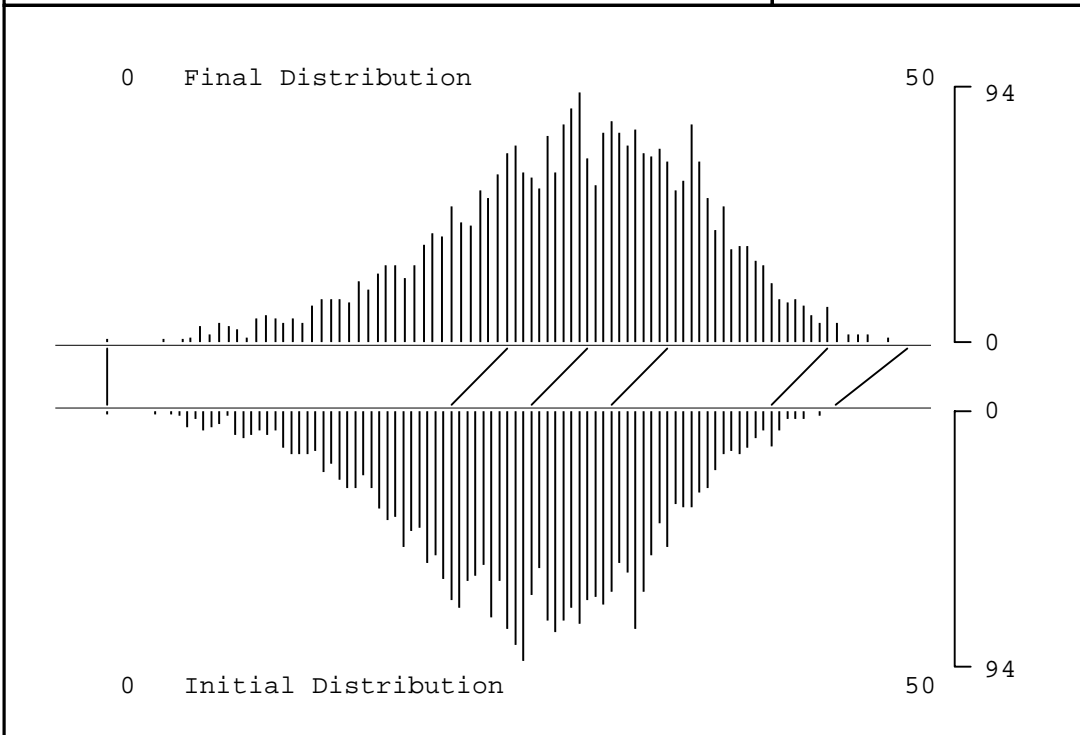


Higher School Certificate Examination 1996

Food Technology - 2/3 unit - 21870

Performance of 2 unit candidates
on the 2 unit / 3 unit Common Paper

	Raw/100	Initial/50	Final/50		
Mean	51.98	25.99	29.28	Candidature: 3027	
Std.Devn	14.86	7.43	7.82		
Minimum	0.00	0.00	0.00		
Median	53.00	26.50	30.00		
Maximum	89.00	44.50	48.80		
				Mapping Points Initial - Final	
Score Group	Freq	% Freq	Cuml Freq	% Cuml Freq	45.5 - 50.0
45 - 50.0	31	1.02	31	1.02	41.5 - 45.0
35 - 44.9	750	24.78	781	25.80	31.5 - 35.0
25 - 34.9	1472	48.63	2253	74.43	26.5 - 30.0
15 - 24.9	627	20.71	2880	95.14	21.5 - 25.0
0 - 14.9	147	4.86	3027	100.00	0.0 - 0.0

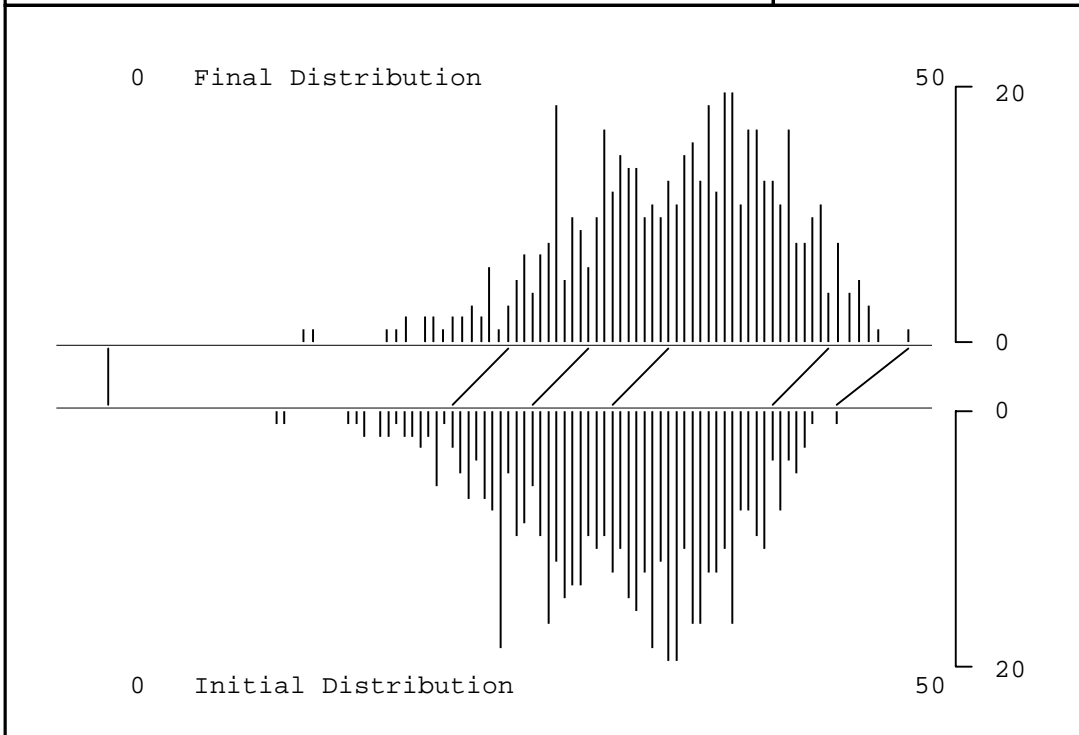


Higher School Certificate Examination 1996

Food Technology - 2/3 unit - 21870

Performance of 3 unit candidates
on the 2 unit / 3 unit Common Paper

	Raw/100	Initial/50	Final/50		
Mean	64.00	32.00	35.48	Candidature: 524	
Std.Devn	12.65	6.32	6.42		
Minimum	21.00	10.50	12.20		
Median	66.00	33.00	36.50		
Maximum	91.00	45.50	50.00		
				Mapping Points Initial - Final	
Score Group	Freq	% Freq	Cuml Freq	% Cuml Freq	Initial - Final
45 - 50.0	26	4.96	26	4.96	45.5 - 50.0
35 - 44.9	275	52.48	301	57.44	41.5 - 45.0
25 - 34.9	196	37.40	497	94.85	31.5 - 35.0
15 - 24.9	25	4.77	522	99.62	26.5 - 30.0
0 - 14.9	2	0.38	524	100.00	21.5 - 25.0
					0.0 - 0.0



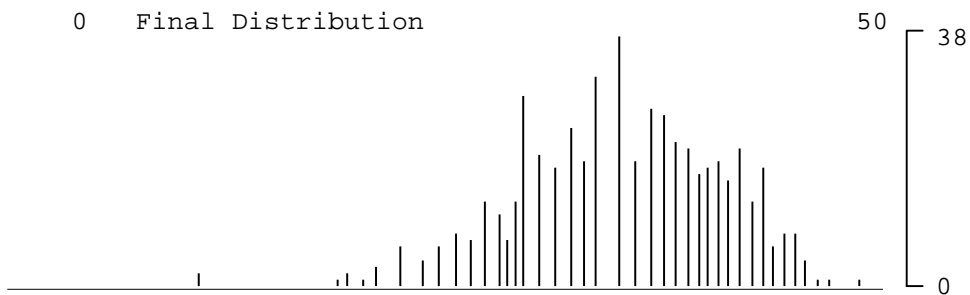
Higher School Certificate Examination 1996

Food Technology - 3 unit - 21871

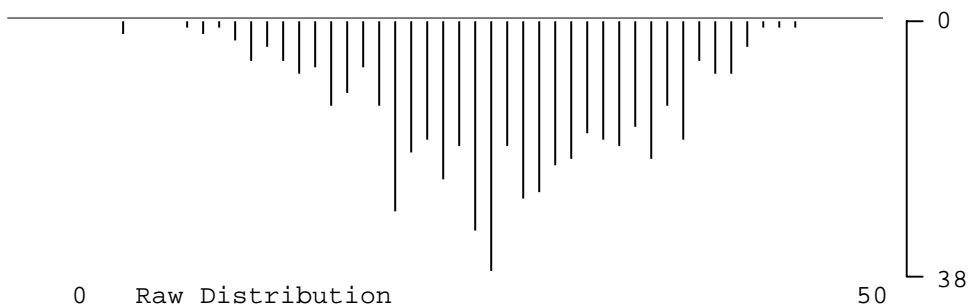
Performance of 3 unit candidates
on the 3 unit Additional Paper

	Raw/50	Initial/50	Final/50		
Mean	27.83	31.75	35.23	Candidature: 530	
Std.Devn	7.68	6.37	6.47		
Minimum	4.00	7.50	8.70		
Median	28.00	32.50	36.00		
Maximum	46.00	45.50	50.00		
				Mapping Points Initial - Final	
Score Group	Freq	% Freq	Cuml Freq	% Cuml Freq	45.5 - 50.0
45 - 50.0	23	4.34	23	4.34	41.5 - 45.0
35 - 44.9	281	53.02	304	57.36	31.5 - 35.0
25 - 34.9	193	36.42	497	93.77	26.5 - 30.0
15 - 24.9	31	5.85	528	99.62	21.5 - 25.0
0 - 14.9	2	0.38	530	100.00	0.0 - 0.0

0 Final Distribution



0 Raw Distribution

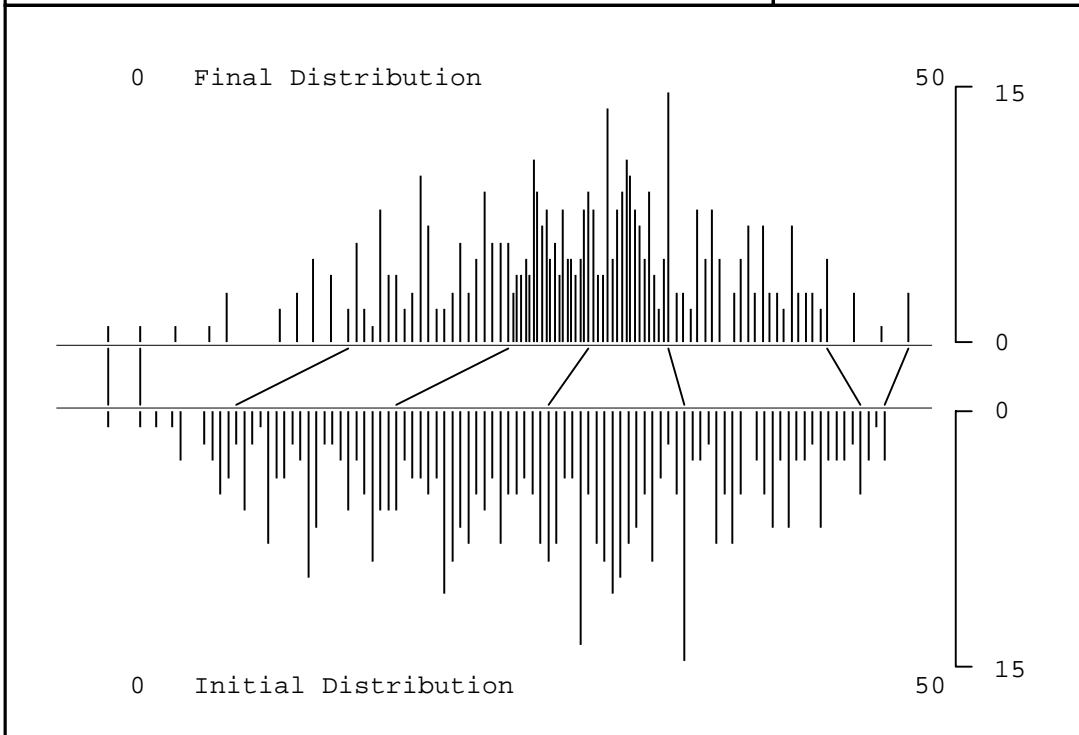


Higher School Certificate Examination 1996

French Z - 2 unit - 21280

Performance of the Single 2 unit candidature

	Raw/100	Initial/50	Final/50		
Mean	53.63	26.82	29.51	Candidature: 457	
Std.Devn	22.41	11.20	8.39		
Minimum	0.00	0.00	0.00		
Median	55.00	27.50	30.00		
Maximum	97.00	48.50	50.00		
				Mapping Points Initial - Final	
Score Group	Freq	% Freq	Cuml Freq	% Cuml Freq	Initial - Final
45 - 50.0	7	1.53	7	1.53	48.5 - 50.0
35 - 44.9	105	22.98	112	24.51	47.0 - 44.9
25 - 34.9	233	50.98	345	75.49	36.0 - 35.0
15 - 24.9	91	19.91	436	95.40	27.5 - 30.0
0 - 14.9	21	4.60	457	100.00	18.0 - 25.0
					8.0 - 15.0
					2.0 - 2.0
					0.0 - 0.0

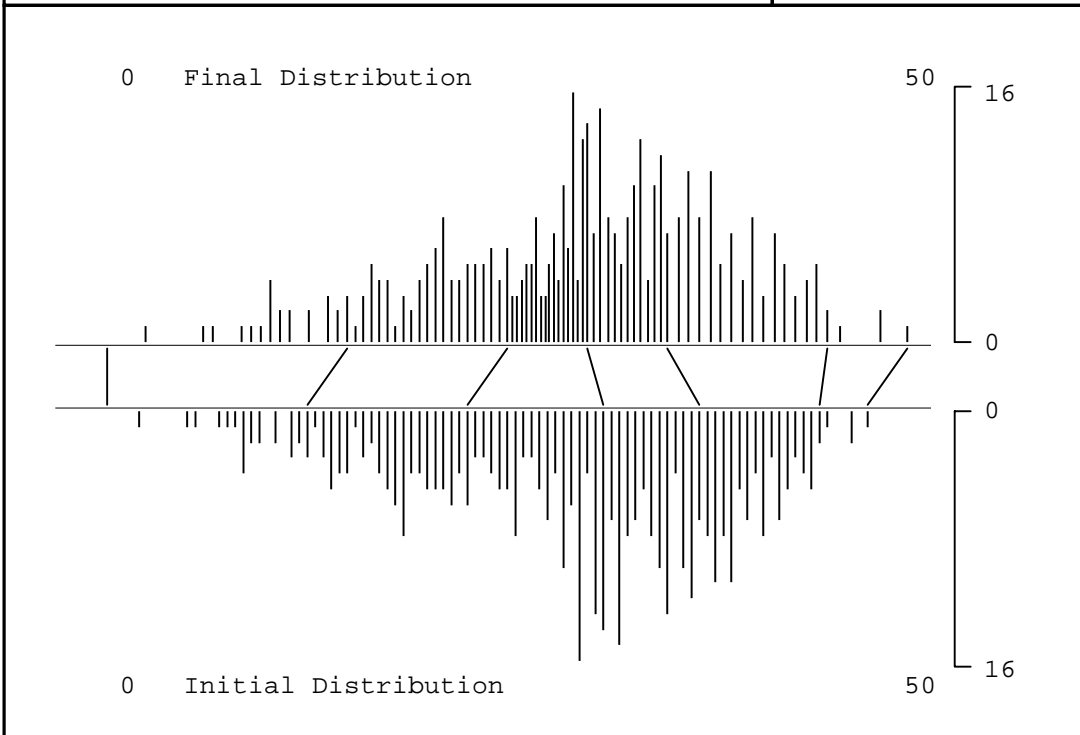


Higher School Certificate Examination 1996

French (General) - 2 unit - 21281

Performance of the Single 2 unit candidature

	Raw/100	Initial/50	Final/50		
Mean	58.78	29.39	29.49	Candidature: 423	
Std.Devn	18.66	9.33	8.13		
Minimum	4.00	2.00	2.40		
Median	62.00	31.00	30.00		
Maximum	95.00	47.50	50.00		
				Mapping Points Initial - Final	
Score Group	Freq	% Freq	Cuml Freq	% Cuml Freq	47.5 - 50.0
45 - 50.0	6	1.42	6	1.42	44.5 - 45.0
35 - 44.9	96	22.70	102	24.11	37.0 - 35.0
25 - 34.9	218	51.54	320	75.65	31.0 - 30.0
15 - 24.9	82	19.39	402	95.04	22.5 - 25.0
0 - 14.9	21	4.96	423	100.00	12.5 - 15.0
					0.0 - 0.0



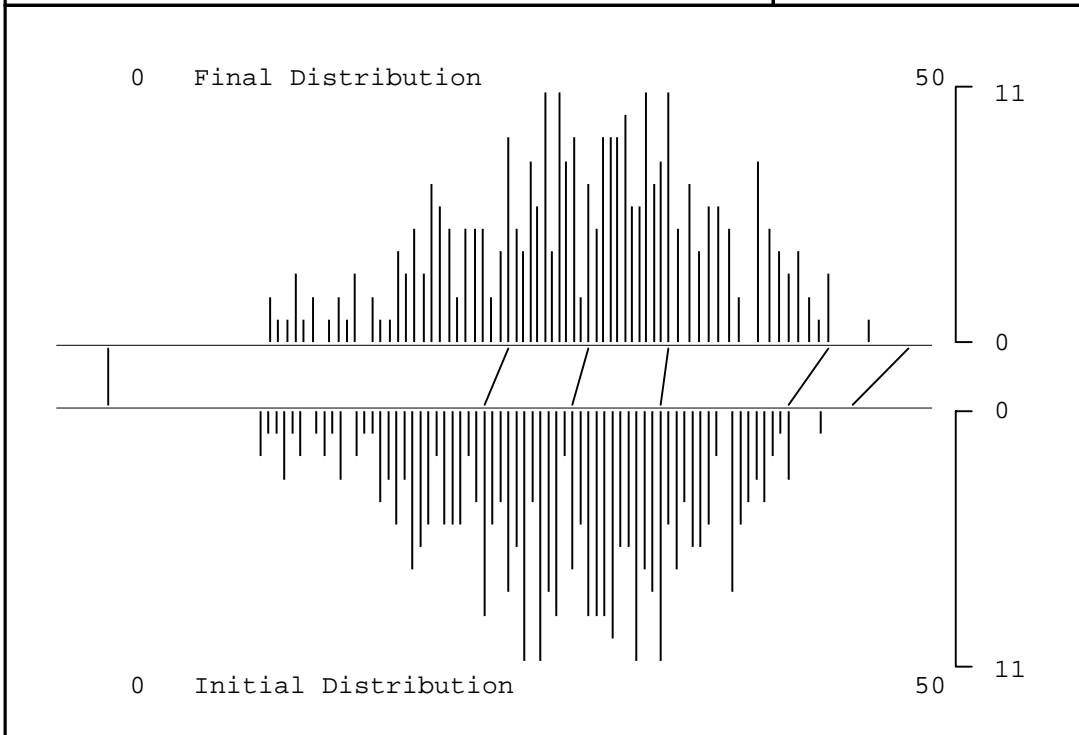
Higher School Certificate Examination 1996

French - 2/3 unit - 21282

Performance of 2 unit candidates
on the 2 unit / 3 unit Common Paper

	Raw/100	Initial/50	Final/50		
Mean	56.82	28.41	29.53	Candidature: 318	
Std.Devn	15.15	7.57	7.64		
Minimum	19.00	9.50	10.10		
Median	58.00	29.00	30.00		
Maximum	89.00	44.50	47.50		

Score Group	Freq	% Freq	Cuml Freq	% Cuml Freq	Mapping Points Initial - Final
45 - 50.0	4	1.26	4	1.26	46.5 - 50.0
35 - 44.9	73	22.96	77	24.21	42.5 - 45.0
25 - 34.9	164	51.57	241	75.79	34.5 - 35.0
15 - 24.9	63	19.81	304	95.60	29.0 - 30.0
0 - 14.9	14	4.40	318	100.00	23.5 - 25.0
					0.0 - 0.0

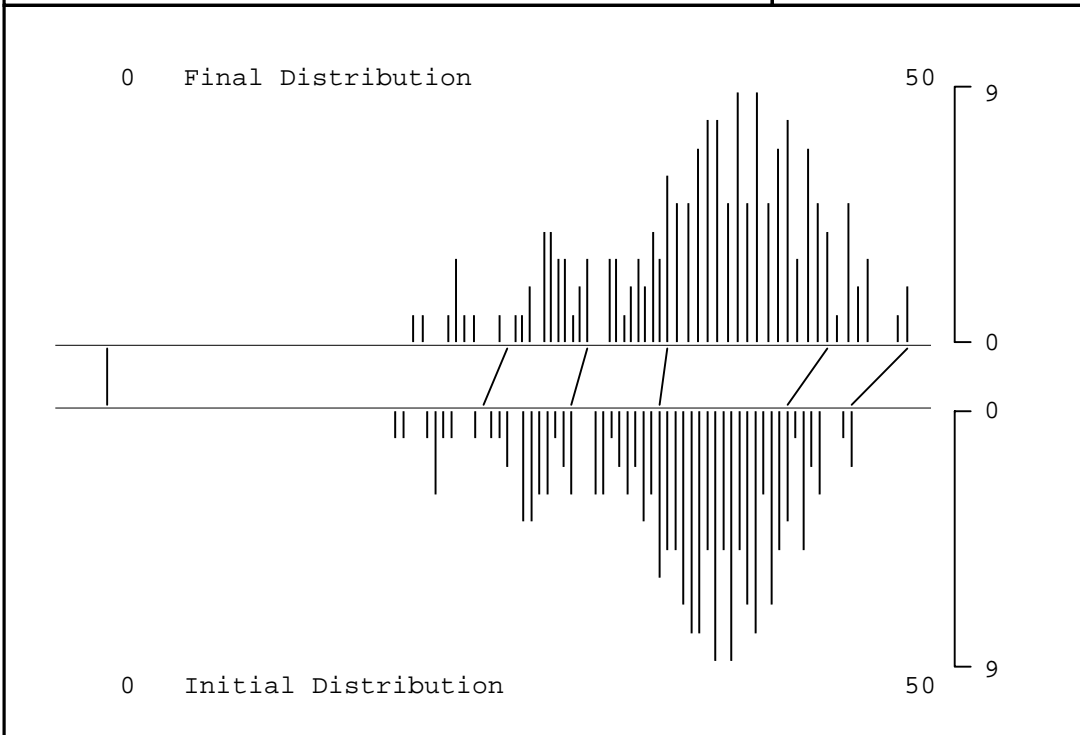


Higher School Certificate Examination 1996

French - 2/3 unit - 21282

Performance of 3 unit candidates
on the 2 unit / 3 unit Common Paper

	Raw/100	Initial/50	Final/50		
Mean	71.21	35.61	37.06	Candidature: 174	
Std.Devn	12.42	6.21	6.66		
Minimum	36.00	18.00	19.10		
Median	74.00	37.00	38.10		
Maximum	93.00	46.50	50.00		
				Mapping Points Initial - Final	
Score Group	Freq	% Freq	Cuml Freq	% Cuml Freq	Initial - Final
45 - 50.0	18	10.34	18	10.34	46.5 - 50.0
35 - 44.9	102	58.62	120	68.97	42.5 - 45.0
25 - 34.9	45	25.86	165	94.83	34.5 - 35.0
15 - 24.9	9	5.17	174	100.00	29.0 - 30.0
0 - 14.9	0	0.00	174	100.00	23.5 - 25.0
					0.0 - 0.0

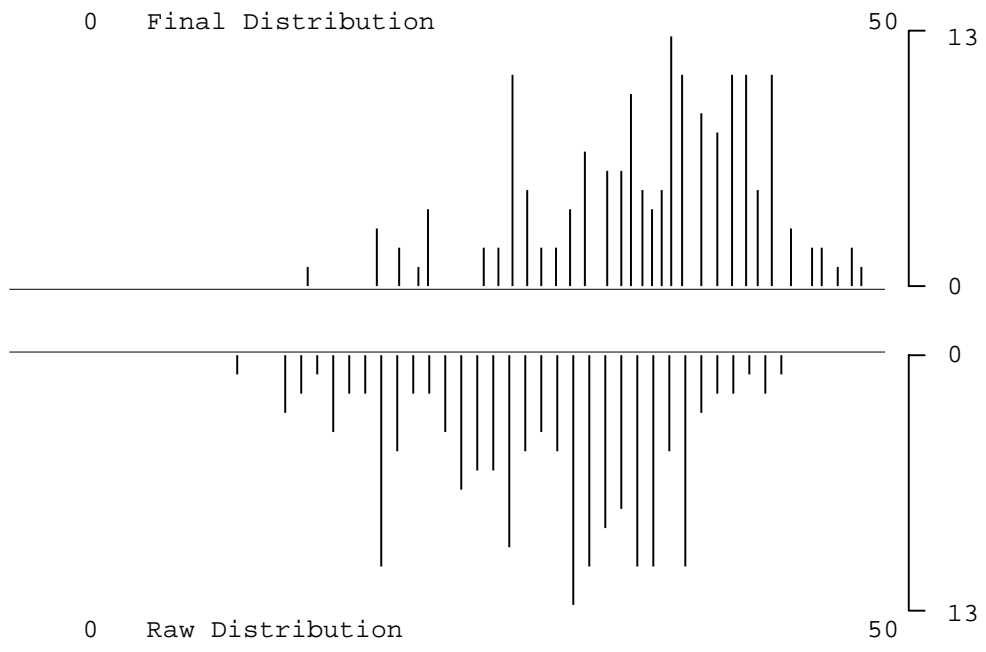


Higher School Certificate Examination 1996

French - 3 unit - 21283

Performance of 3 unit candidates
on the 3 unit Additional Paper

	Raw/50	Initial/50	Final/50		
Mean	30.20	35.37	36.80	Candidature: 172	
Std.Devn	7.42	6.36	6.78		
Minimum	11.00	14.50	15.40		
Median	32.00	37.00	38.10		
Maximum	45.00	46.50	50.00		
				Mapping Points Initial - Final	
Score Group	Freq	% Freq	Cuml Freq	% Cuml Freq	46.5 - 50.0
45 - 50.0	11	6.40	11	6.40	42.5 - 45.0
35 - 44.9	109	63.37	120	69.77	34.5 - 35.0
25 - 34.9	41	23.84	161	93.60	29.0 - 30.0
15 - 24.9	11	6.40	172	100.00	23.5 - 25.0
0 - 14.9	0	0.00	172	100.00	0.0 - 0.0

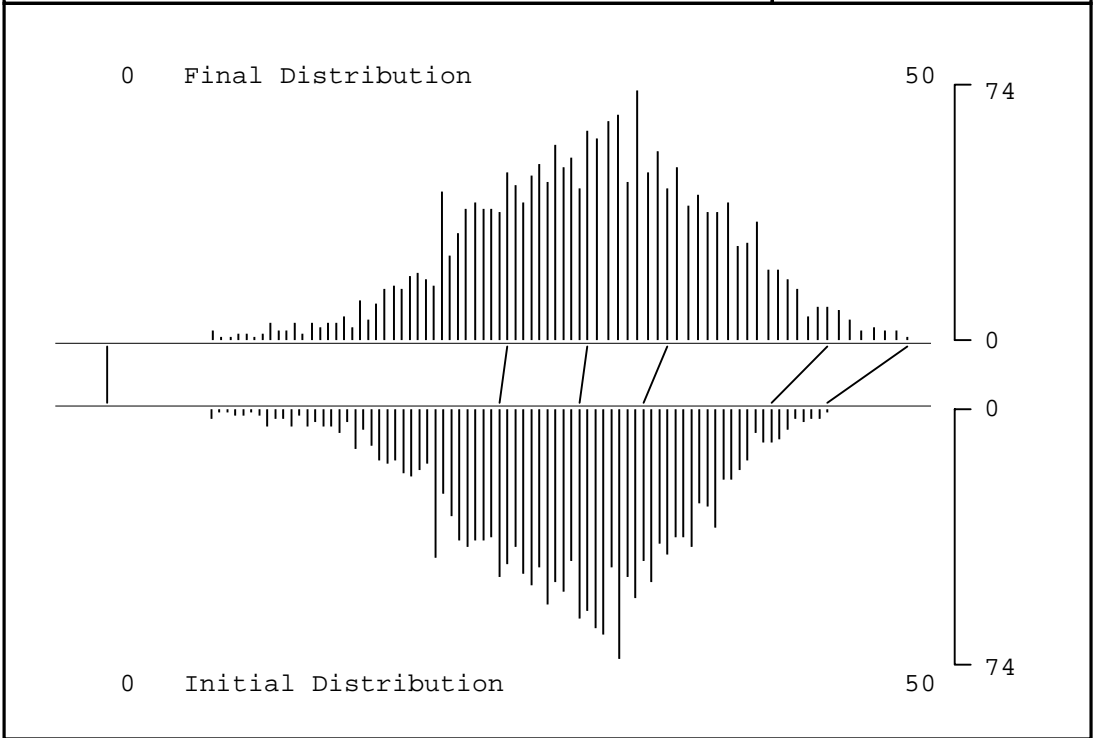


Higher School Certificate Examination 1996

General Science - 2 unit - 20300

Performance of the Single 2 unit candidature

	Raw/100	Initial/50	Final/50		
Mean	57.36	28.68	29.74	Candidature: 1998	
Std.Devn	13.50	6.75	7.50		
Minimum	13.00	6.50	6.60		
Median	59.00	29.50	30.00		
Maximum	90.00	45.00	50.00		
				Mapping Points Initial - Final	
Score Group	Freq	% Freq	Cuml Freq	% Cuml Freq	45.0 - 50.0
45 - 50.0	39	1.95	39	1.95	41.5 - 45.0
35 - 44.9	480	24.02	519	25.98	33.5 - 35.0
25 - 34.9	974	48.75	1493	74.72	29.5 - 30.0
15 - 24.9	449	22.47	1942	97.20	24.5 - 25.0
0 - 14.9	56	2.80	1998	100.00	0.0 - 0.0

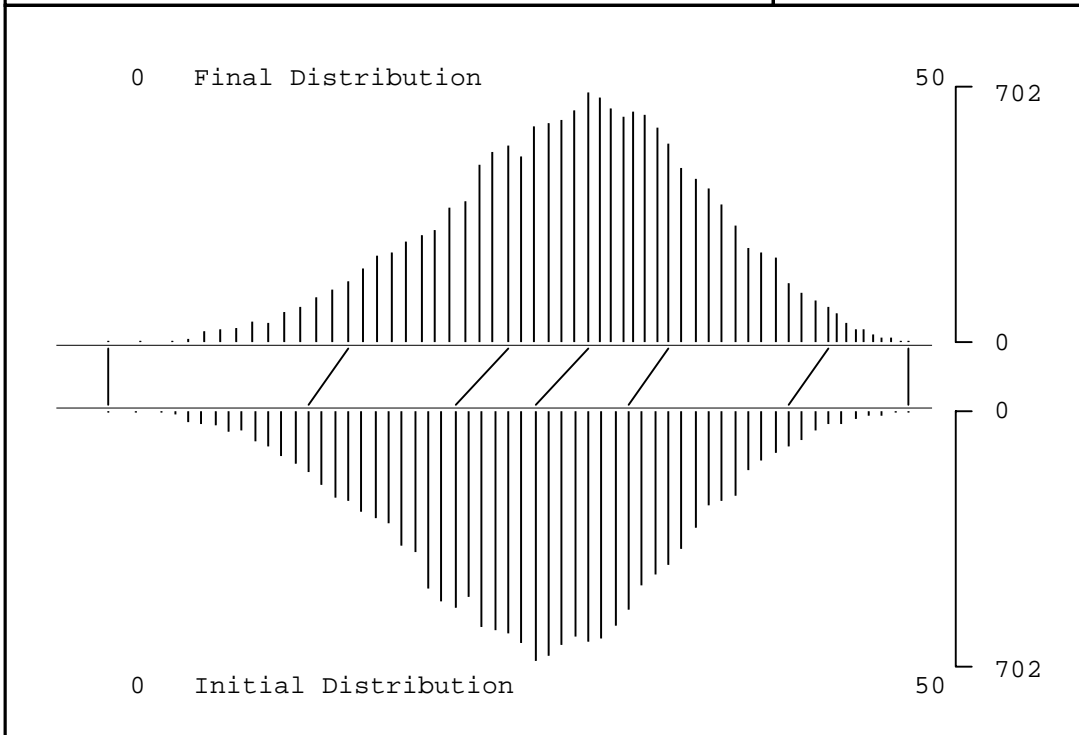


Higher School Certificate Examination 1996

General Studies - 1 unit - 20660

Performance of the Single 1 unit candidature

	Raw/60	Initial/50	Final/50		
Mean	31.85	26.54	29.40	Candidature: 16639	
Std.Devn	9.67	8.06	7.98		
Minimum	0.00	0.00	0.00		
Median	32.00	26.70	30.00		
Maximum	60.00	50.00	50.00		
				Mapping Points Initial - Final	
Score Group	Freq	% Freq	Cuml Freq	% Cuml Freq	50.0 - 50.0
45 - 50.0	371	2.23	371	2.23	42.5 - 45.0
35 - 44.9	3839	23.07	4210	25.30	32.5 - 35.0
25 - 34.9	8152	48.99	12362	74.30	26.7 - 30.0
15 - 24.9	3578	21.50	15940	95.80	21.7 - 25.0
0 - 14.9	699	4.20	16639	100.00	12.5 - 15.0
					0.0 - 0.0

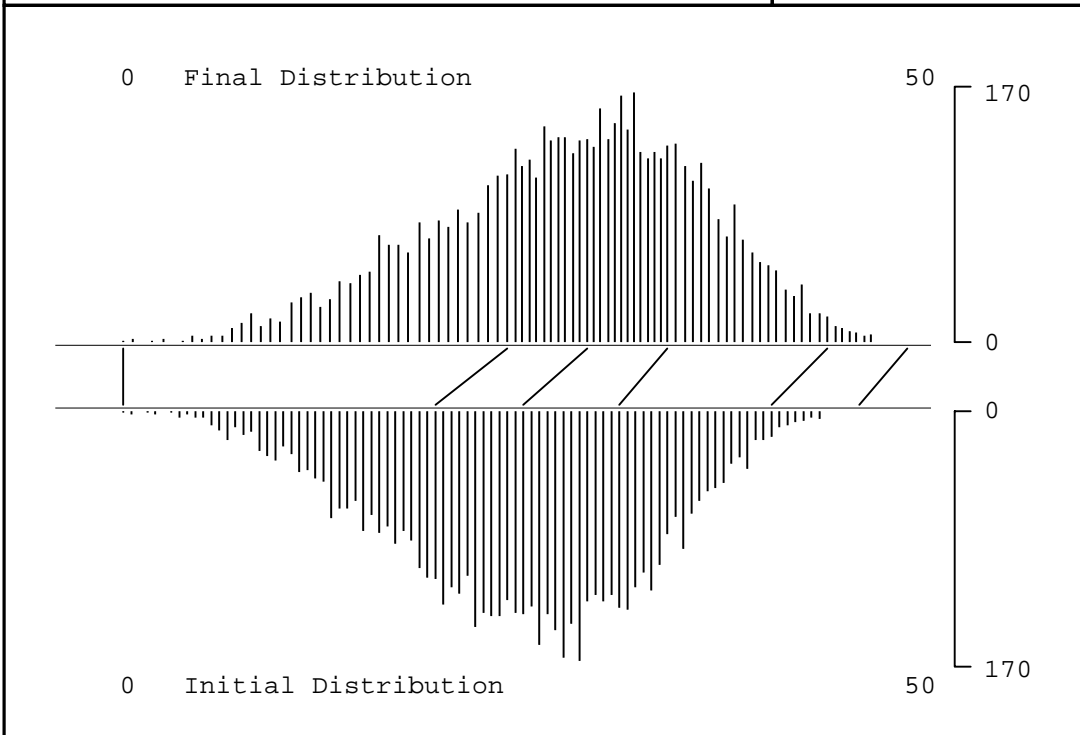


Higher School Certificate Examination 1996

Geography - 2/3 unit - 20670

Performance of 2 unit candidates
on the 2 unit / 3 unit Common Paper

	Raw/100	Initial/50	Final/50		
Mean	51.53	25.77	29.34	Candidature: 6096	
Std.Devn	15.44	7.72	7.73		
Minimum	2.00	1.00	1.00		
Median	52.00	26.00	30.00		
Maximum	89.00	44.50	47.70		
				Mapping Points Initial - Final	
Score Group	Freq	% Freq	Cuml Freq	% Cuml Freq	47.0 - 50.0
45 - 50.0	62	1.02	62	1.02	41.5 - 45.0
35 - 44.9	1409	23.11	1471	24.13	32.0 - 35.0
25 - 34.9	3140	51.51	4611	75.64	26.0 - 30.0
15 - 24.9	1195	19.60	5806	95.24	20.5 - 25.0
0 - 14.9	290	4.76	6096	100.00	1.0 - 1.0

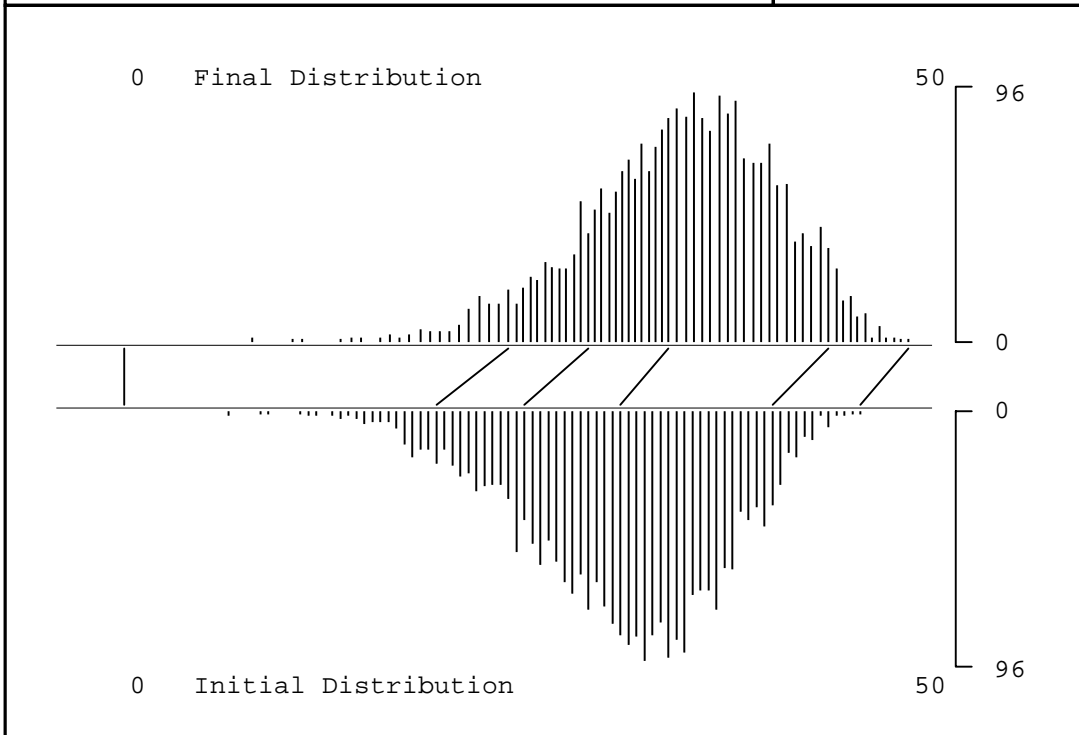


Higher School Certificate Examination 1996

Geography - 2/3 unit - 20670

Performance of 3 unit candidates
on the 2 unit / 3 unit Common Paper

	Raw/100	Initial/50	Final/50		
Mean	64.23	32.11	35.56	Candidature: 2674	
Std.Devn	12.18	6.09	5.86		
Minimum	15.00	7.50	9.00		
Median	65.00	32.50	35.50		
Maximum	94.00	47.00	50.00		
				Mapping Points Initial - Final	
Score Group	Freq	% Freq	Cuml Freq	% Cuml Freq	Initial - Final
45 - 50.0	133	4.97	133	4.97	47.0 - 50.0
35 - 44.9	1370	51.23	1503	56.21	41.5 - 45.0
25 - 34.9	1067	39.90	2570	96.11	32.0 - 35.0
15 - 24.9	99	3.70	2669	99.81	26.0 - 30.0
0 - 14.9	5	0.19	2674	100.00	20.5 - 25.0
					1.0 - 1.0

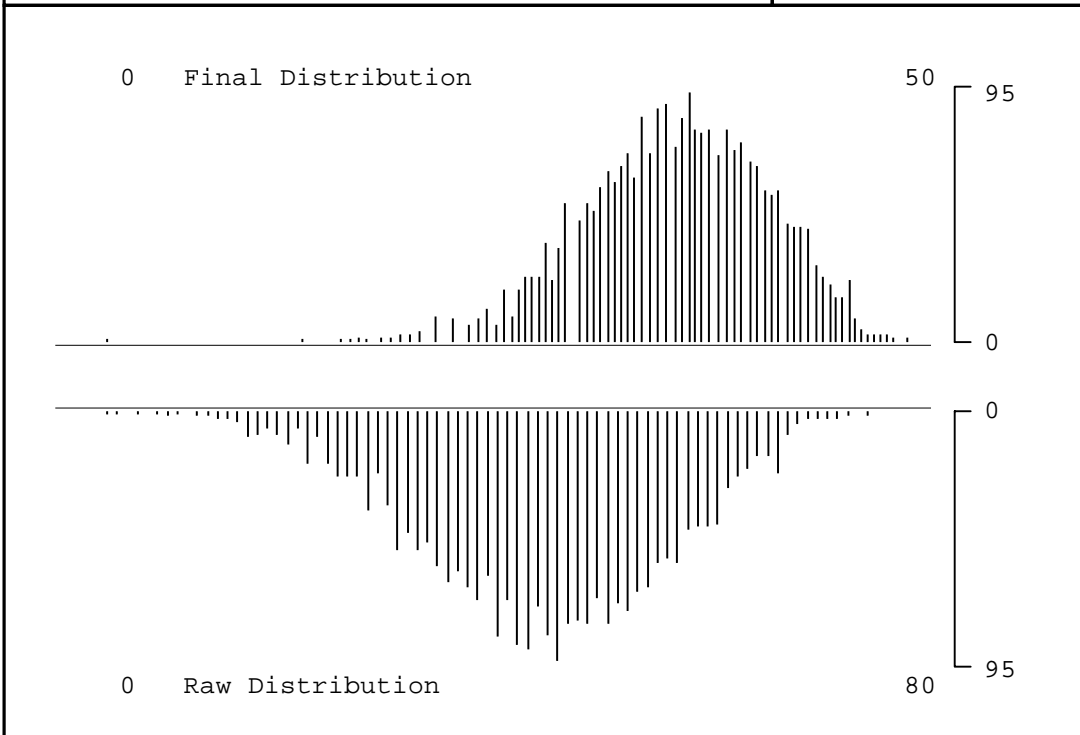


Higher School Certificate Examination 1996

Geography - 3 unit - 20671

Performance of 3 unit candidates
on the 3 unit Additional Paper

	Raw/80	Initial/50	Final/50		
Mean	43.47	32.13	35.57	Candidature: 2671	
Std.Devn	12.15	6.00	5.76		
Minimum	0.00	0.00	0.00		
Median	44.00	32.90	35.90		
Maximum	76.00	47.00	50.00		
				Mapping Points Initial - Final	
Score Group	Freq	% Freq	Cuml Freq	% Cuml Freq	47.0 - 50.0
45 - 50.0	110	4.12	110	4.12	41.5 - 45.0
35 - 44.9	1335	49.98	1445	54.10	32.0 - 35.0
25 - 34.9	1130	42.31	2575	96.41	26.0 - 30.0
15 - 24.9	93	3.48	2668	99.89	20.5 - 25.0
0 - 14.9	3	0.11	2671	100.00	0.0 - 0.0

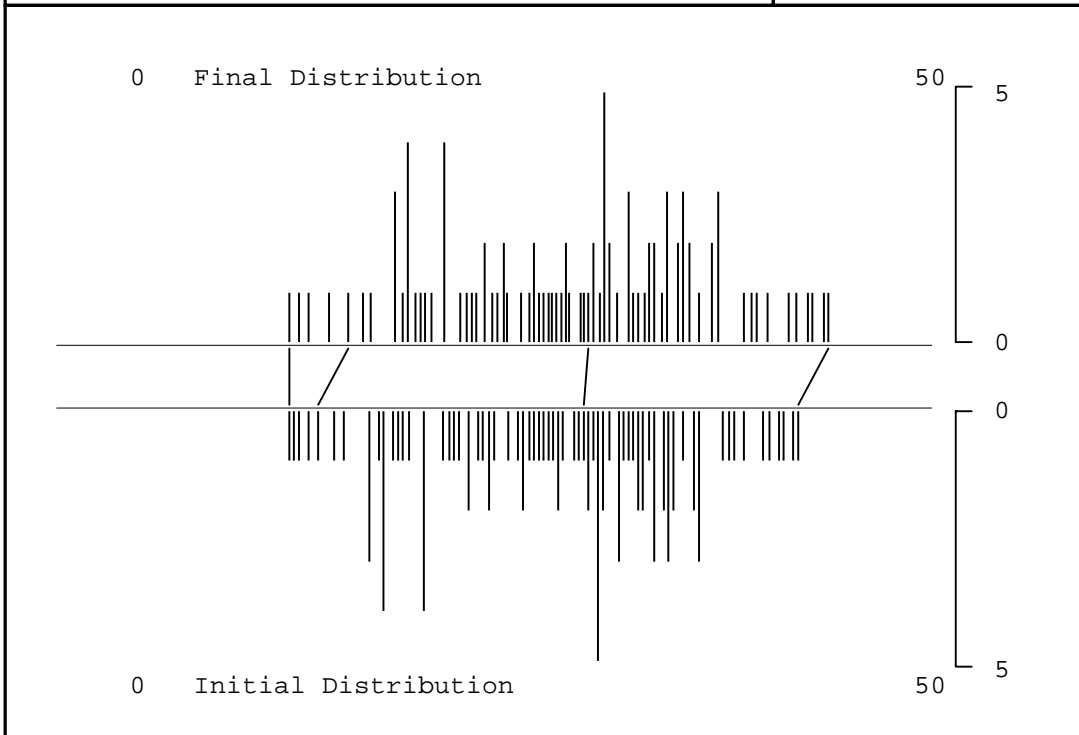


Higher School Certificate Examination 1996

Geography - 2/3 unit - 20672

Performance of 2 unit candidates
on the 2 unit / 3 unit Common Paper

	Raw/160	Initial/50	Final/50	
Mean	89.24	27.90	28.85	Candidature: 98
Std.Devn	26.19	8.18	8.16	
Minimum	36.00	11.30	11.30	Mapping Points Initial - Final
Median	95.00	29.70	30.00	
Maximum	138.00	43.10	45.00	
<p><i>Cumulative frequency proportions are not reported for this scaling model.</i></p>				43.1 - 45.0
				29.7 - 30.0
				13.1 - 15.0
				11.3 - 11.3

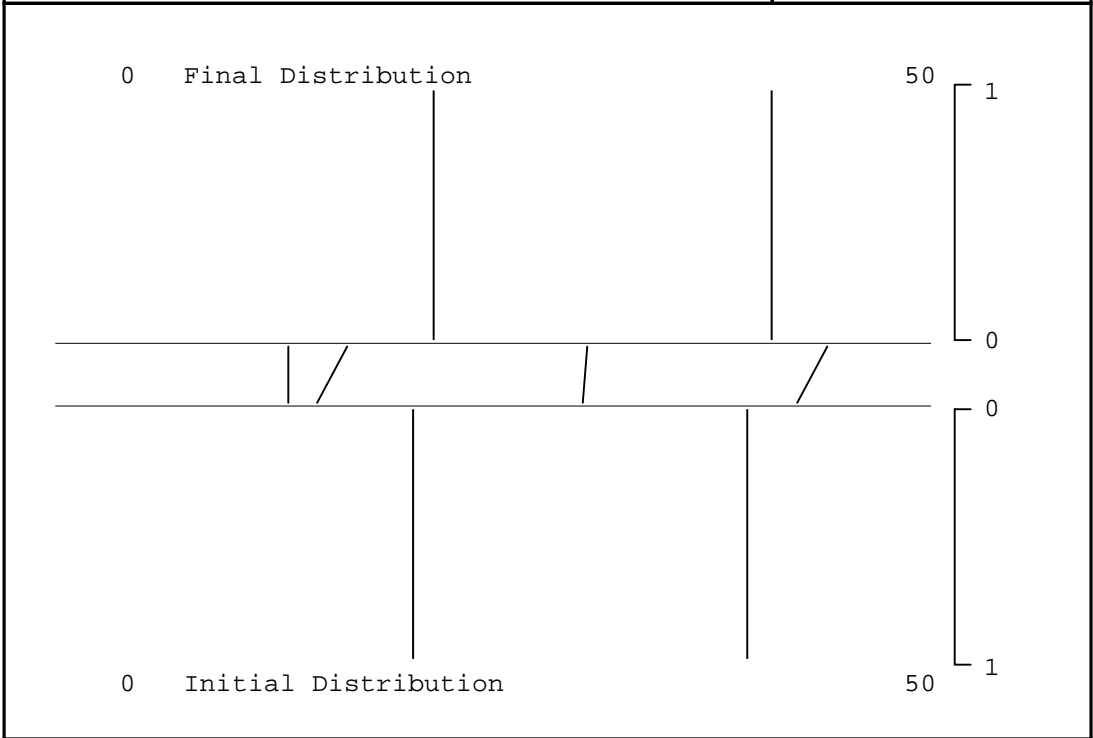


Higher School Certificate Examination 1996

Geography - 2/3 unit - 20672

Performance of 3 unit candidates
on the 2 unit / 3 unit Common Paper

	Raw/160	Initial/50	Final/50	
Mean	94.50	29.55	30.95	Candidature: 2
Std.Devn	33.50	10.45	10.55	
Minimum	61.00	19.10	20.40	Mapping Points Initial - Final
Median	128.00	40.00	41.50	
Maximum	128.00	40.00	41.50	
<p><i>Cumulative frequency proportions are not reported for this scaling model.</i></p>				43.1 - 45.0
				29.7 - 30.0
				13.1 - 15.0
				11.3 - 11.3

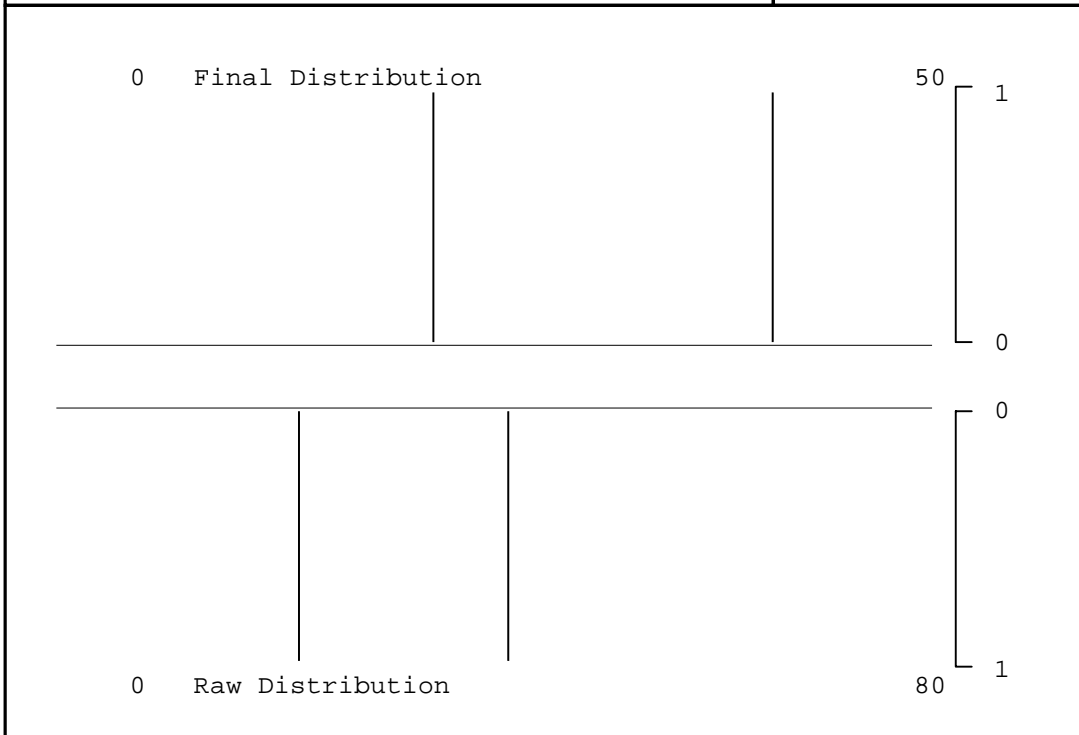


Higher School Certificate Examination 1996

Geography - 3 unit - 20673

Performance of 3 unit candidates
on the 3 unit Additional Paper

	Raw/80	Initial/50	Final/50	
Mean	29.50	29.50	30.90	Candidature: 2
Std.Devn	10.50	10.50	10.60	
Minimum	19.00	19.00	20.30	
Median	40.00	40.00	41.50	
Maximum	40.00	40.00	41.50	
<p><i>Cumulative frequency proportions are not reported for this scaling model.</i></p>				Mapping Points Initial - Final
				43.1 - 45.0
				29.7 - 30.0
				13.1 - 15.0
				11.3 - 11.3

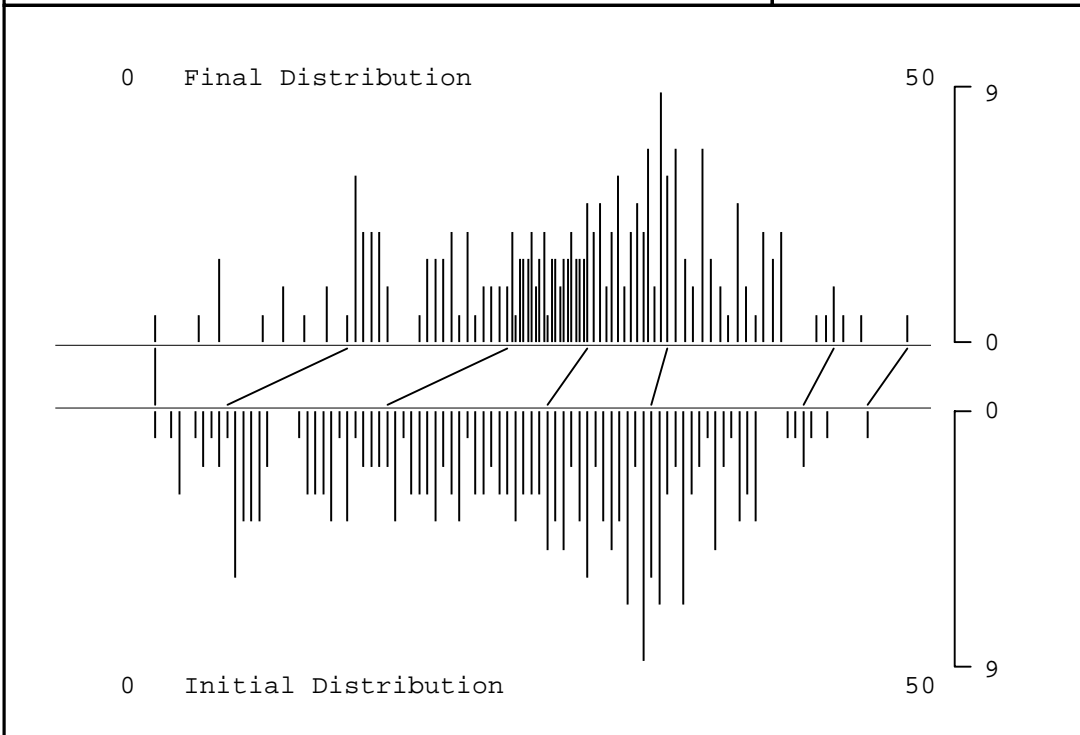


Higher School Certificate Examination 1996

Geology - 2 unit - 20280

Performance of the Single 2 unit candidature

	Raw/100	Initial/50	Final/50		
Mean	50.70	25.35	29.09	Candidature: 231	
Std.Devn	21.07	10.53	8.53		
Minimum	6.00	3.00	3.00		
Median	55.00	27.50	30.00		
Maximum	95.00	47.50	50.00		
				Mapping Points Initial - Final	
Score Group	Freq	% Freq	Cuml Freq	% Cuml Freq	47.5 - 50.0
45 - 50.0	5	2.16	5	2.16	43.5 - 45.4
35 - 44.9	52	22.51	57	24.68	34.0 - 35.0
25 - 34.9	116	50.22	173	74.89	27.5 - 30.0
15 - 24.9	47	20.35	220	95.24	17.5 - 25.0
0 - 14.9	11	4.76	231	100.00	7.5 - 15.0
					3.0 - 3.0

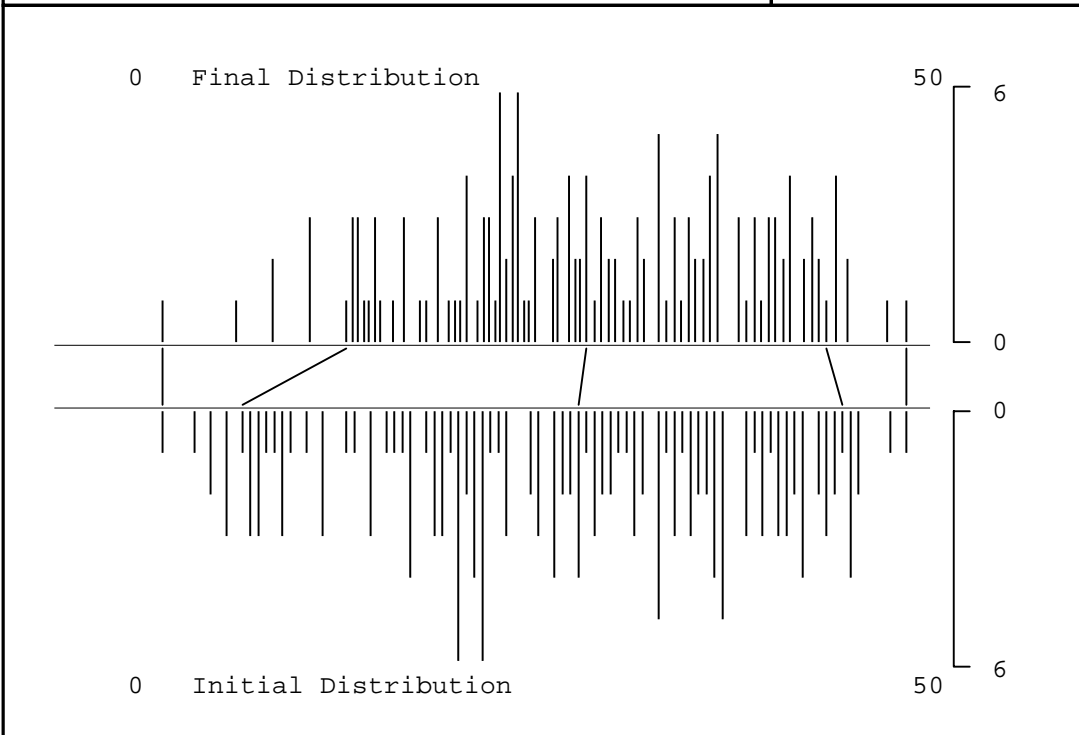


Higher School Certificate Examination 1996

German Z - 2 unit - 21290

Performance of the Single 2 unit candidature

	Raw/100	Initial/50	Final/50	
Mean	57.43	28.72	30.21	Candidature: 161
Std.Devn	23.48	11.74	9.75	
Minimum	7.00	3.50	3.50	Mapping Points Initial - Final
Median	59.00	29.50	30.00	
Maximum	100.00	50.00	50.00	
<p><i>Cumulative frequency proportions are not reported for this scaling model.</i></p>				50.0 - 50.0
				46.0 - 45.0
				29.5 - 30.0
				8.5 - 15.0
				3.5 - 3.5

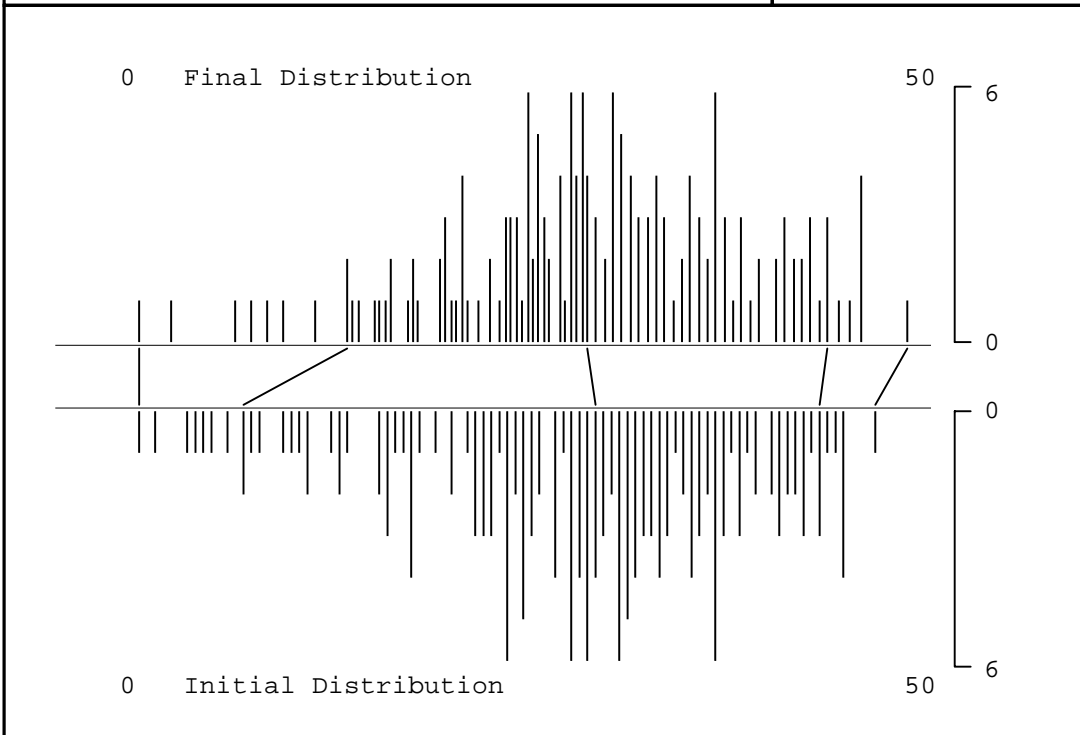


Higher School Certificate Examination 1996

German (General) - 2 unit - 21291

Performance of the Single 2 unit candidature

	Raw/100	Initial/50	Final/50	
Mean	58.82	29.41	30.44	Candidature: 173
Std.Devn	20.46	10.23	9.02	
Minimum	4.00	2.00	2.00	
Median	61.00	30.50	30.00	
Maximum	96.00	48.00	50.00	
<p><i>Cumulative frequency proportions are not reported for this scaling model.</i></p>				Mapping Points Initial - Final
				<p>48.0 - 50.0 44.5 - 45.0 30.5 - 30.0 8.5 - 15.0 2.0 - 2.0</p>

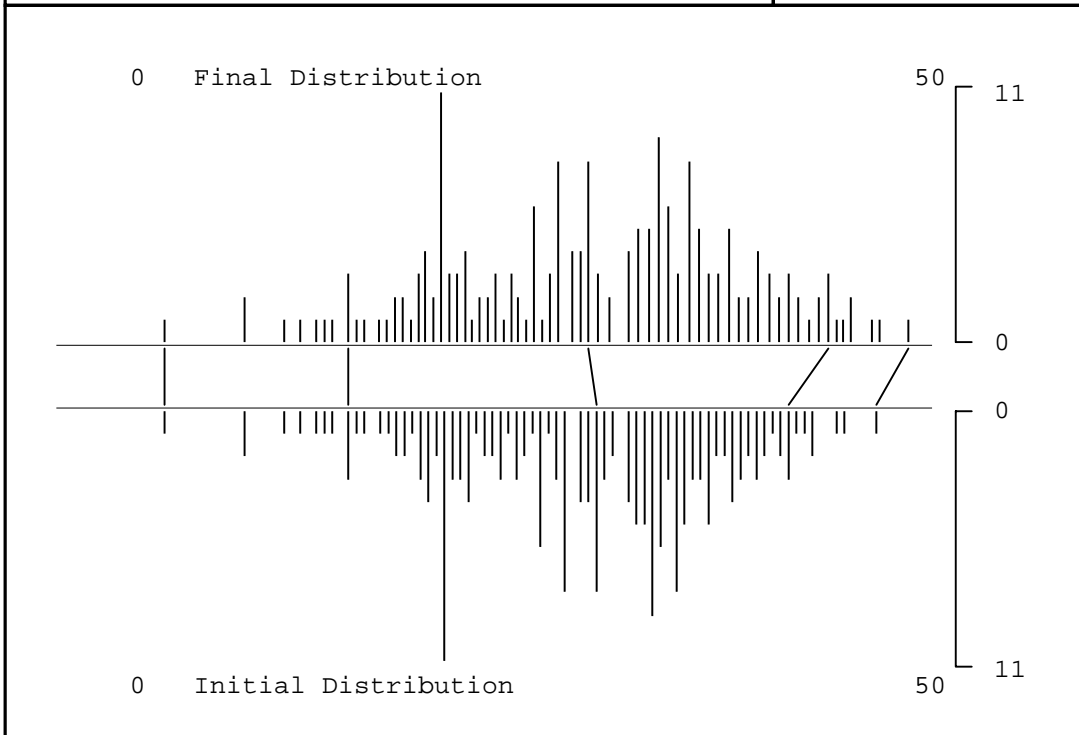


Higher School Certificate Examination 1996

German - 2/3 unit - 21292

Performance of 2 unit candidates
on the 2 unit / 3 unit Common Paper

	Raw/100	Initial/50	Final/50	
Mean	59.26	29.63	29.99	Candidature: 191
Std.Devn	16.93	8.47	9.13	
Minimum	7.00	3.50	3.50	
Median	61.00	30.50	30.00	
Maximum	96.00	48.00	50.00	
<p><i>Cumulative frequency proportions are not reported for this scaling model.</i></p>				Mapping Points Initial - Final
				48.0 - 50.0
				42.5 - 45.0
				30.5 - 30.0
				15.0 - 15.0
				3.5 - 3.5

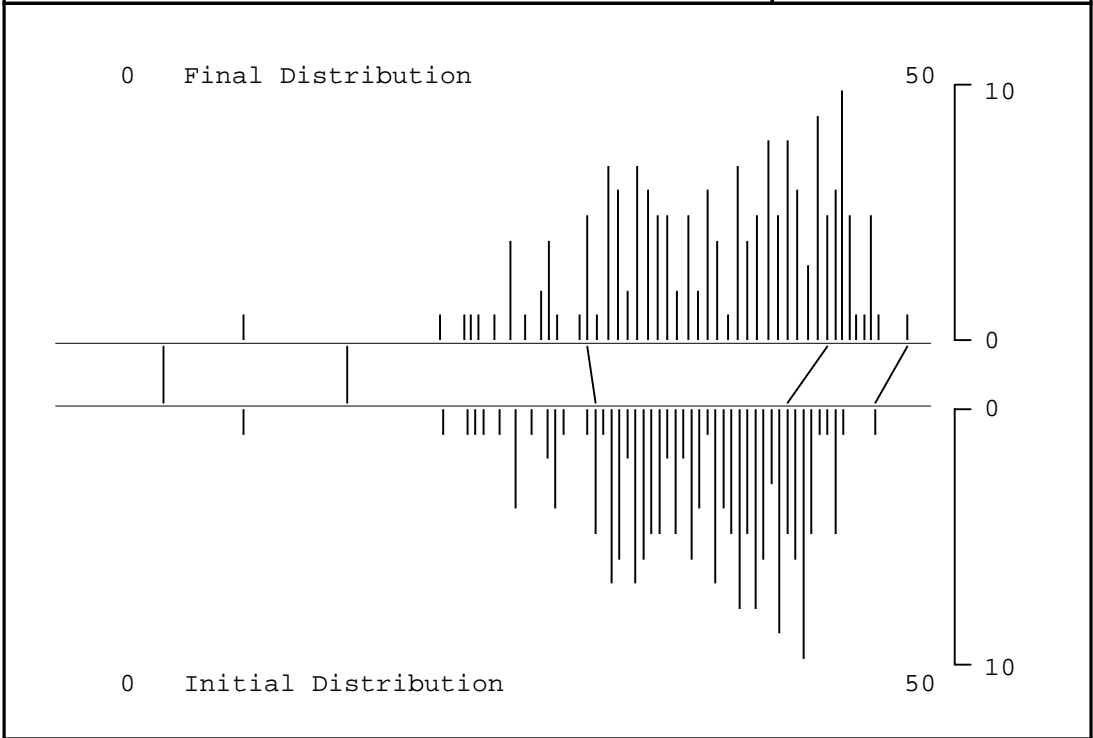


Higher School Certificate Examination 1996

German - 2/3 unit - 21292

Performance of 3 unit candidates
on the 2 unit / 3 unit Common Paper

	Raw/100	Initial/50	Final/50	
Mean	73.72	36.86	38.03	Candidature: 173
Std.Devn	12.11	6.05	7.02	
Minimum	17.00	8.50	8.50	Mapping Points Initial - Final
Median	76.00	38.00	39.40	
Maximum	96.00	48.00	50.00	
<p><i>Cumulative frequency proportions are not reported for this scaling model.</i></p>				48.0 - 50.0 42.5 - 45.0 30.5 - 30.0 15.0 - 15.0 3.5 - 3.5

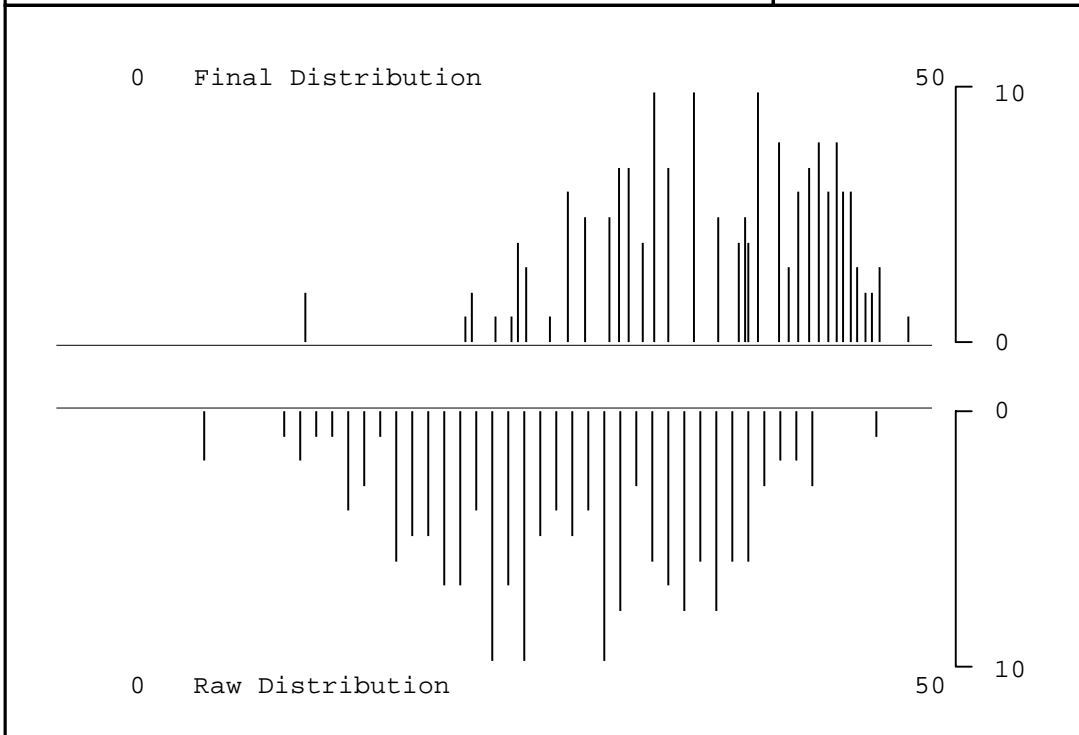


Higher School Certificate Examination 1996

German - 3 unit - 21293

Performance of 3 unit candidates
on the 3 unit Additional Paper

	Raw/50	Initial/50	Final/50	
Mean	28.65	36.83	37.99	Candidature: 173
Std.Devn	8.47	6.23	7.22	
Minimum	6.00	12.30	12.30	Mapping Points Initial - Final
Median	29.00	38.30	39.80	
Maximum	48.00	48.00	50.00	
<p><i>Cumulative frequency proportions are not reported for this scaling model.</i></p>				48.0 - 50.0
				42.5 - 45.0
				30.5 - 30.0
				15.0 - 15.0
				3.5 - 3.5

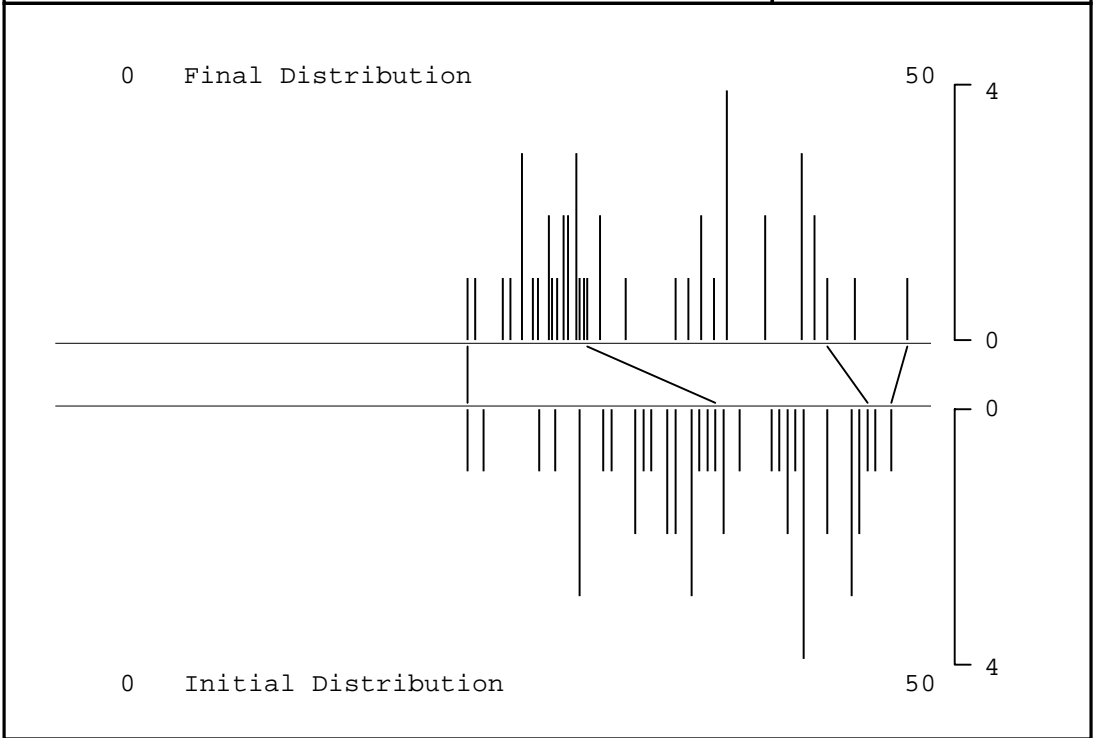


Higher School Certificate Examination 1996

Hebrew (General) - 2 unit - 21301

Performance of the Single 2 unit candidature

	Raw/100	Initial/50	Final/50	
Mean	76.38	38.19	33.44	Candidature: 45
Std.Devn	13.69	6.84	7.24	
Minimum	45.00	22.50	22.50	Mapping Points Initial - Final
Median	76.00	38.00	30.00	
Maximum	98.00	49.00	50.00	
<p><i>Cumulative frequency proportions are not reported for this scaling model.</i></p>				49.0 - 50.0 47.5 - 45.0 38.0 - 30.0 22.5 - 22.5

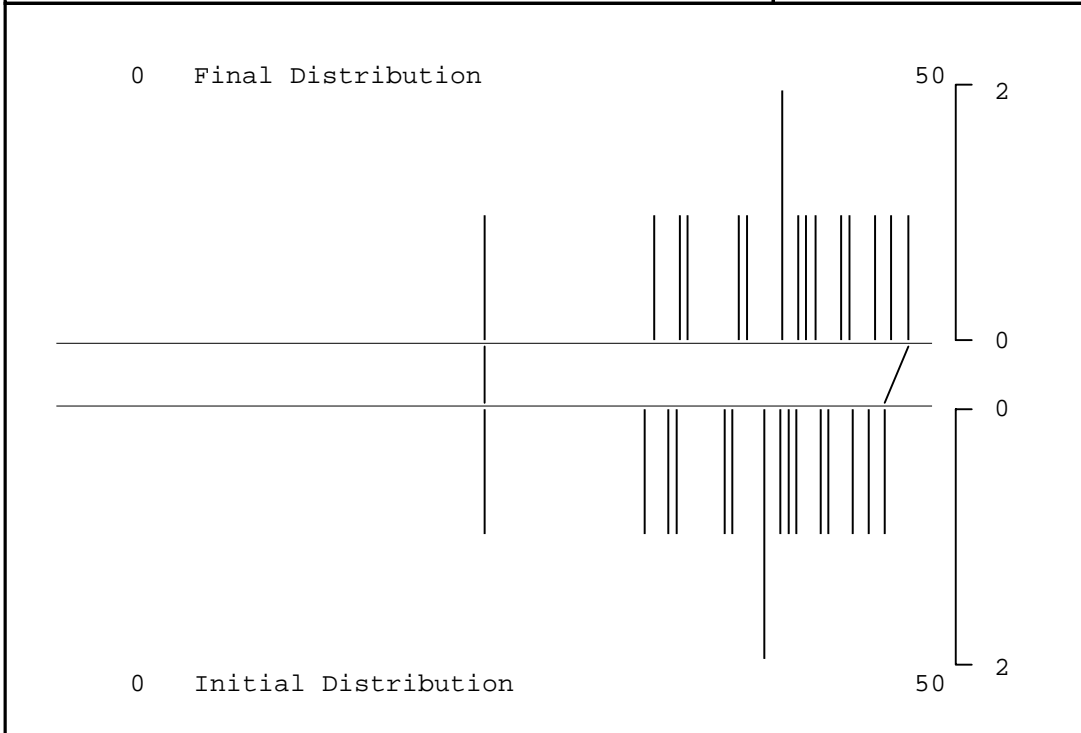


Higher School Certificate Examination 1996

Hebrew - 2/3 unit - 21302

Performance of 2 unit candidates
on the 2 unit / 3 unit Common Paper

	Raw/100	Initial/50	Final/50	
Mean	80.81	40.41	41.43	Candidature: 16
Std.Devn	12.22	6.11	6.48	
Minimum	47.00	23.50	23.50	Mapping Points Initial - Final
Median	84.00	42.00	43.10	
Maximum	97.00	48.50	50.00	
<p><i>Cumulative frequency proportions are not reported for this scaling model.</i></p>				48.5 - 50.0
				23.5 - 23.5

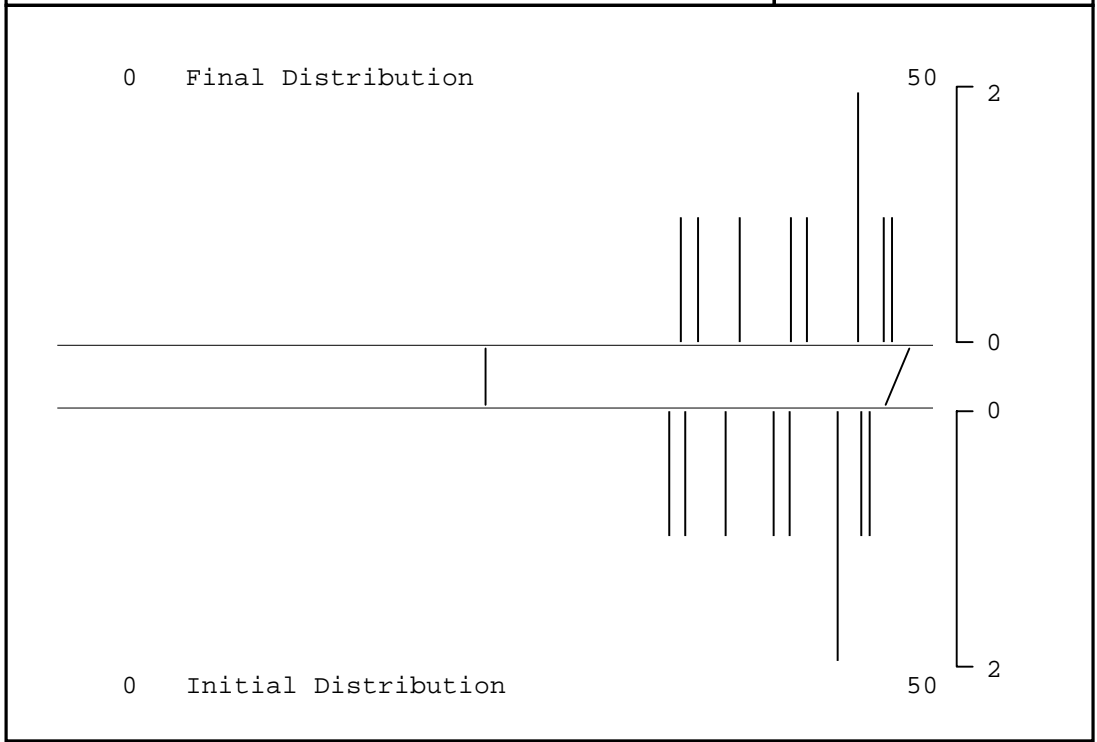


Higher School Certificate Examination 1996

Hebrew - 2/3 unit - 21302

Performance of 3 unit candidates
on the 2 unit / 3 unit Common Paper

	Raw/100	Initial/50	Final/50	
Mean	84.22	42.11	43.22	Candidature: 9
Std.Devn	8.88	4.44	4.69	
Minimum	70.00	35.00	35.70	
Median	85.00	42.50	43.60	
Maximum	95.00	47.50	48.90	
<p><i>Cumulative frequency proportions are not reported for this scaling model.</i></p>				Mapping Points Initial - Final
				48.5 - 50.0 23.5 - 23.5

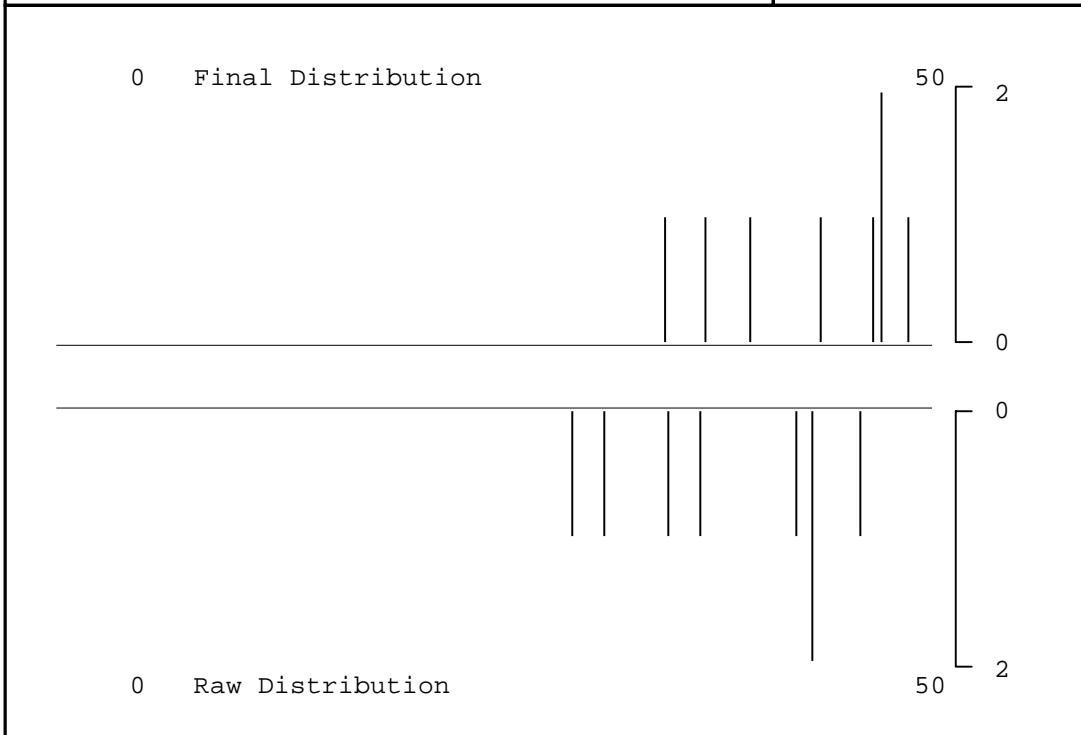


Higher School Certificate Examination 1996

Hebrew - 3 unit - 21303

Performance of 3 unit candidates
on the 3 unit Additional Paper

	Raw/50	Initial/50	Final/50	
Mean	38.75	41.96	43.89	Candidature: 8
Std.Devn	6.26	4.90	5.39	
Minimum	29.00	33.70	34.80	Mapping Points Initial - Final
Median	43.00	45.50	47.80	
Maximum	47.00	47.50	50.00	
<p><i>Cumulative frequency proportions are not reported for this scaling model.</i></p>				47.5 - 50.0
				23.5 - 23.5



Higher School Certificate Examination 1996

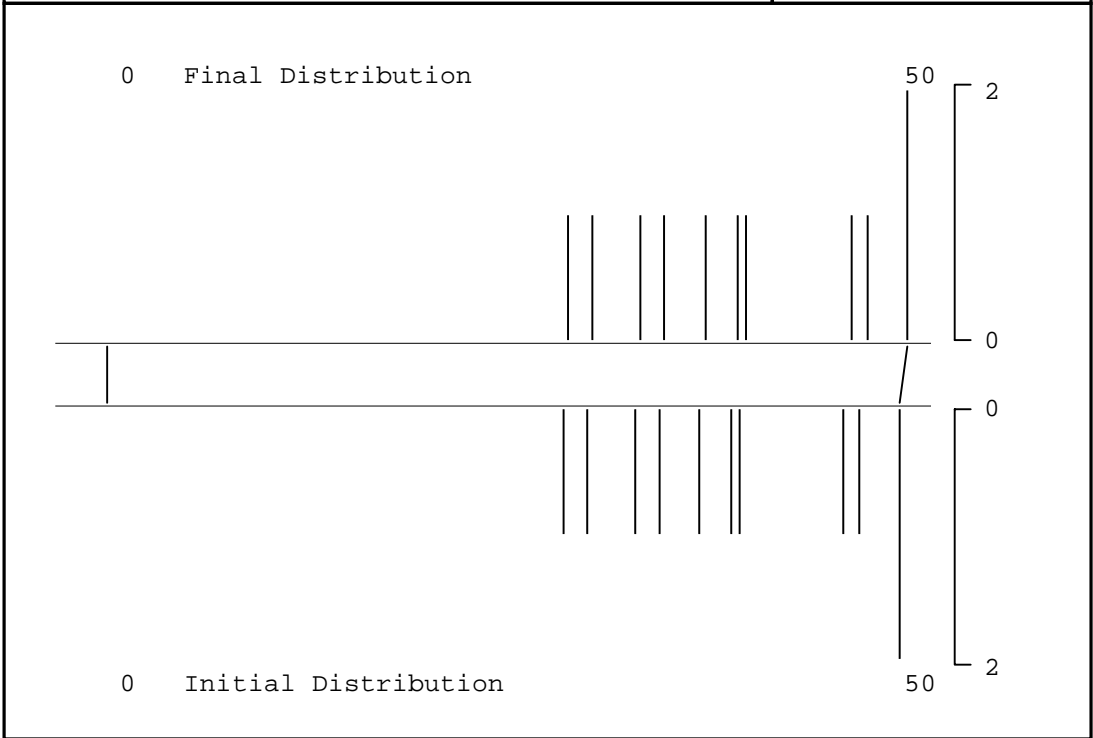
Hindi - 2 unit - 21305

Performance of the Single 2 unit candidature

	Raw/100	Initial/50	Final/50	Candidature: 11
Mean	78.82	39.41	39.81	
Std.Devn	14.57	7.28	7.37	
Minimum	57.00	28.50	28.80	
Median	78.00	39.00	39.40	
Maximum	99.00	49.50	50.00	

Mapping Points	
Initial	Final
49.5	50.0
0.0	0.0

Cumulative frequency proportions are not reported for this scaling model.

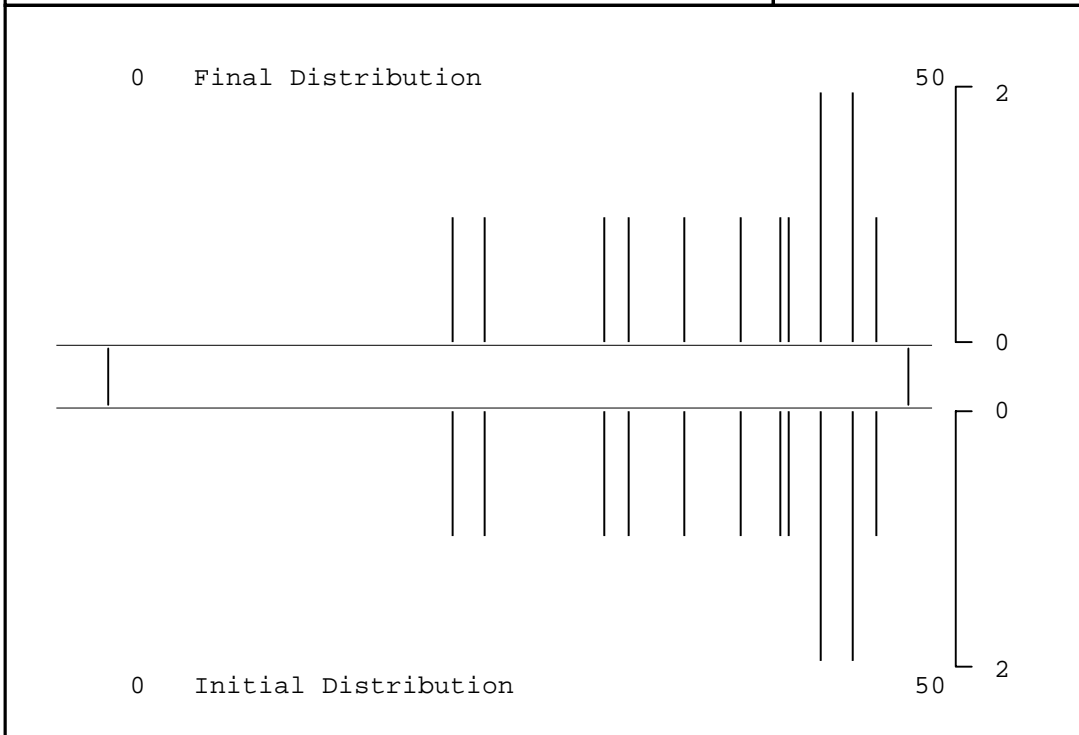


Higher School Certificate Examination 1996

Hungarian - 2 unit - 21310

Performance of the Single 2 unit candidature

	Raw/100	Initial/50	Final/50	
Mean	76.69	38.35	38.35	Candidature: 13
Std.Devn	16.93	8.47	8.47	
Minimum	43.00	21.50	21.50	Mapping Points Initial - Final 50.0 - 50.0 0.0 - 0.0
Median	84.00	42.00	42.00	
Maximum	96.00	48.00	48.00	
<i>Cumulative frequency proportions are not reported for this scaling model.</i>				

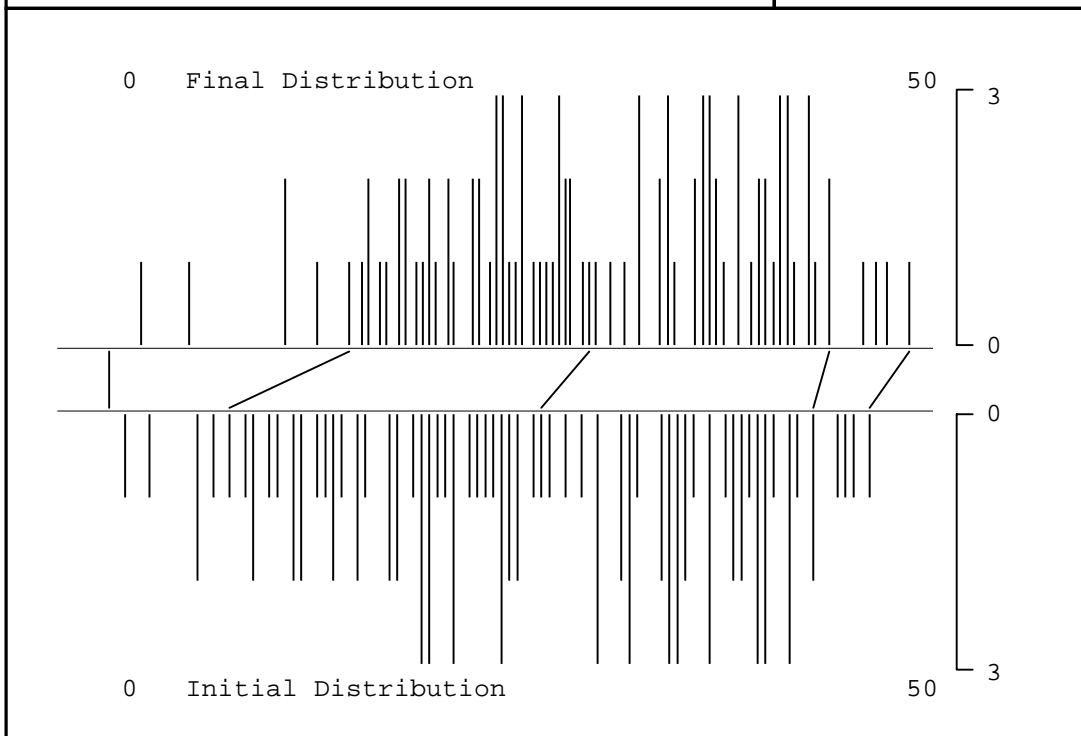


Higher School Certificate Examination 1996

Indonesian Z - 2 unit - 21320

Performance of the Single 2 unit candidature

	Raw/100	Initial/50	Final/50	
Mean	53.71	26.86	30.32	Candidature: 101
Std.Devn	23.84	11.92	10.33	
Minimum	2.00	1.00	2.00	Mapping Points Initial - Final
Median	53.00	26.50	29.60	
Maximum	95.00	47.50	50.00	
<p><i>Cumulative frequency proportions are not reported for this scaling model.</i></p>				47.5 - 50.0
				44.0 - 45.0
				27.0 - 30.0
				7.5 - 15.0
				0.0 - 0.0

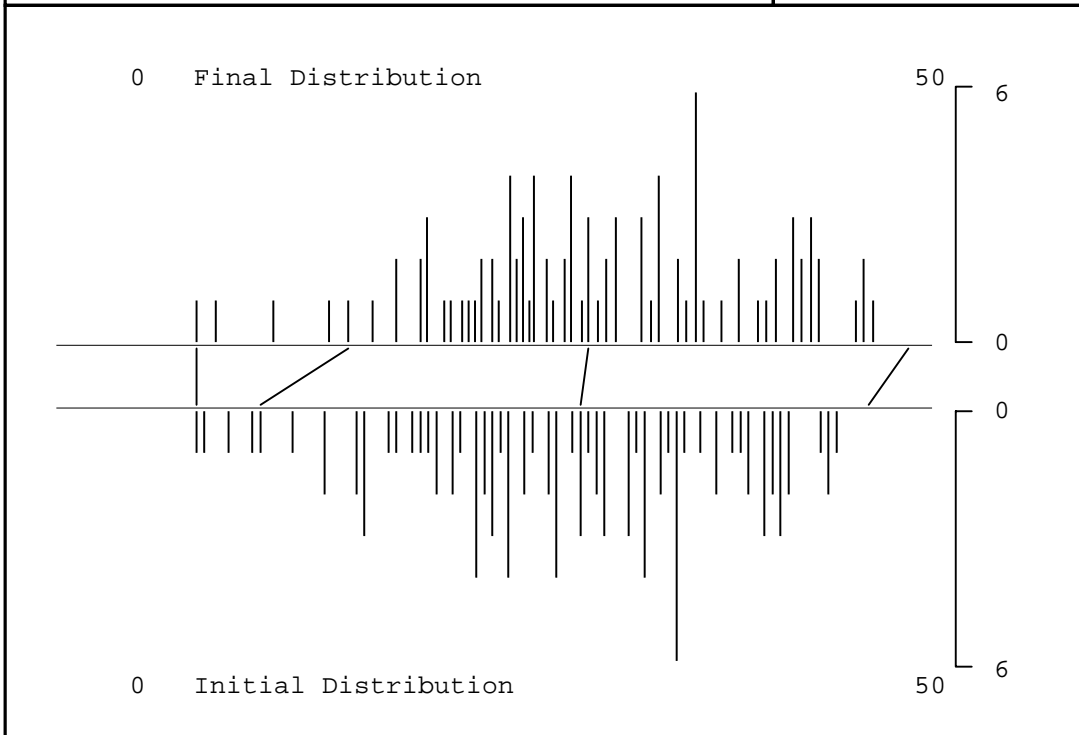


Higher School Certificate Examination 1996

Indonesian - 2/3 unit - 21322

Performance of 2 unit candidates
on the 2 unit / 3 unit Common Paper

	Raw/100	Initial/50	Final/50	
Mean	57.34	28.67	30.51	Candidature: 95
Std.Devn	19.54	9.77	9.25	
Minimum	11.00	5.50	5.50	
Median	59.00	29.50	30.00	
Maximum	91.00	45.50	47.80	
<p><i>Cumulative frequency proportions are not reported for this scaling model.</i></p>				Mapping Points Initial - Final
				47.5 - 50.0
				29.5 - 30.0
				9.5 - 15.0
				5.5 - 5.5

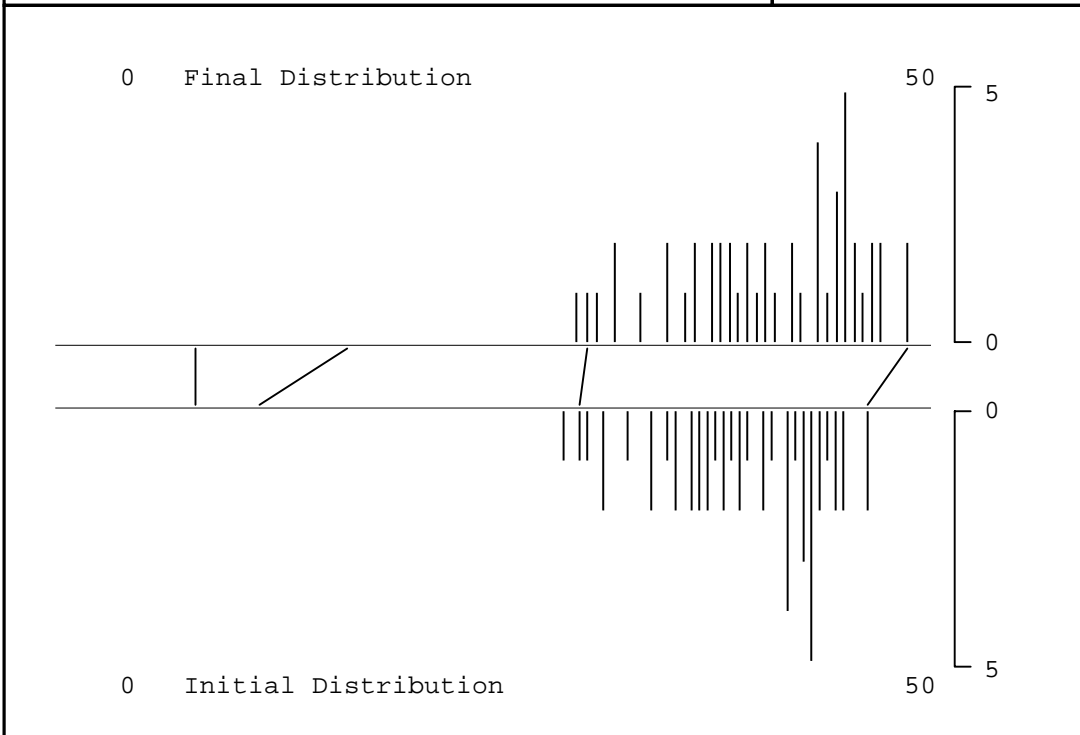


Higher School Certificate Examination 1996

Indonesian - 2/3 unit - 21322

Performance of 3 unit candidates
on the 2 unit / 3 unit Common Paper

	Raw/100	Initial/50	Final/50	
Mean	79.61	39.81	41.46	Candidature: 49
Std.Devn	10.01	5.00	5.54	
Minimum	57.00	28.50	29.30	Mapping Points Initial - Final
Median	82.00	41.00	42.80	
Maximum	95.00	47.50	50.00	
<p><i>Cumulative frequency proportions are not reported for this scaling model.</i></p>				47.5 - 50.0 29.5 - 30.0 9.5 - 15.0 5.5 - 5.5

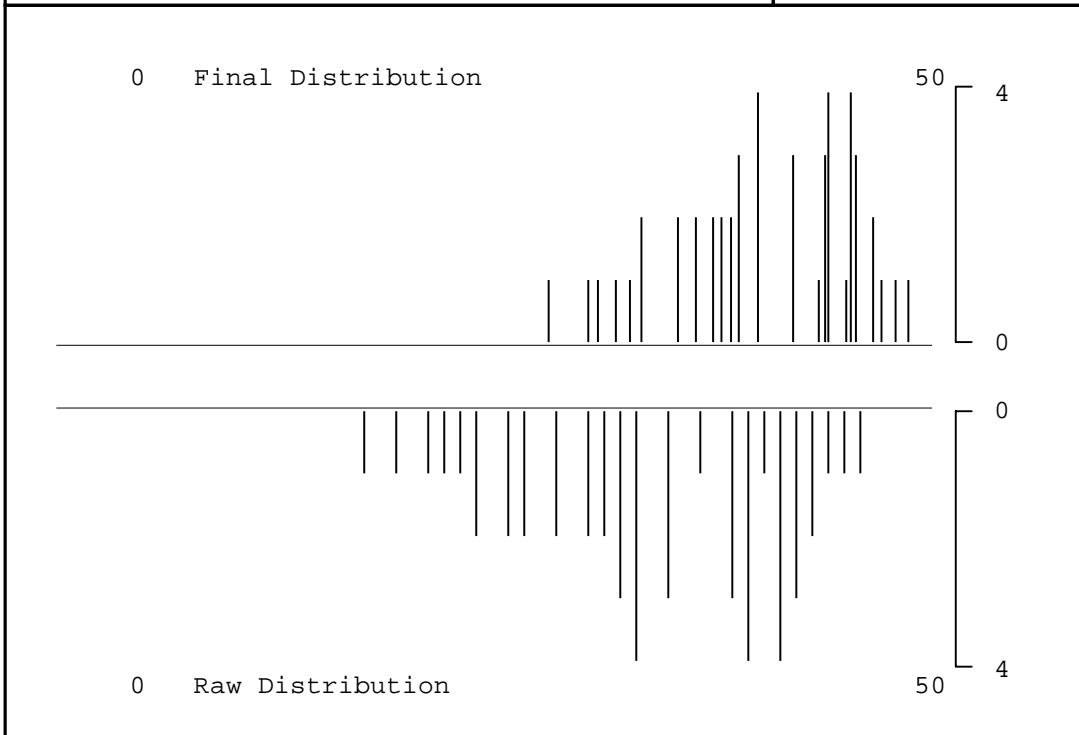


Higher School Certificate Examination 1996

Indonesian - 3 unit - 21323

Performance of 3 unit candidates
on the 3 unit Additional Paper

	Raw/50	Initial/50	Final/50	
Mean	34.04	39.53	41.17	Candidature: 48
Std.Devn	8.13	5.09	5.58	
Minimum	16.00	26.20	27.50	Mapping Points Initial - Final
Median	35.00	41.00	42.80	
Maximum	47.00	47.50	50.00	
<i>Cumulative frequency proportions are not reported for this scaling model.</i>				47.5 - 50.0
				29.5 - 30.0
				9.5 - 15.0
				5.5 - 5.5

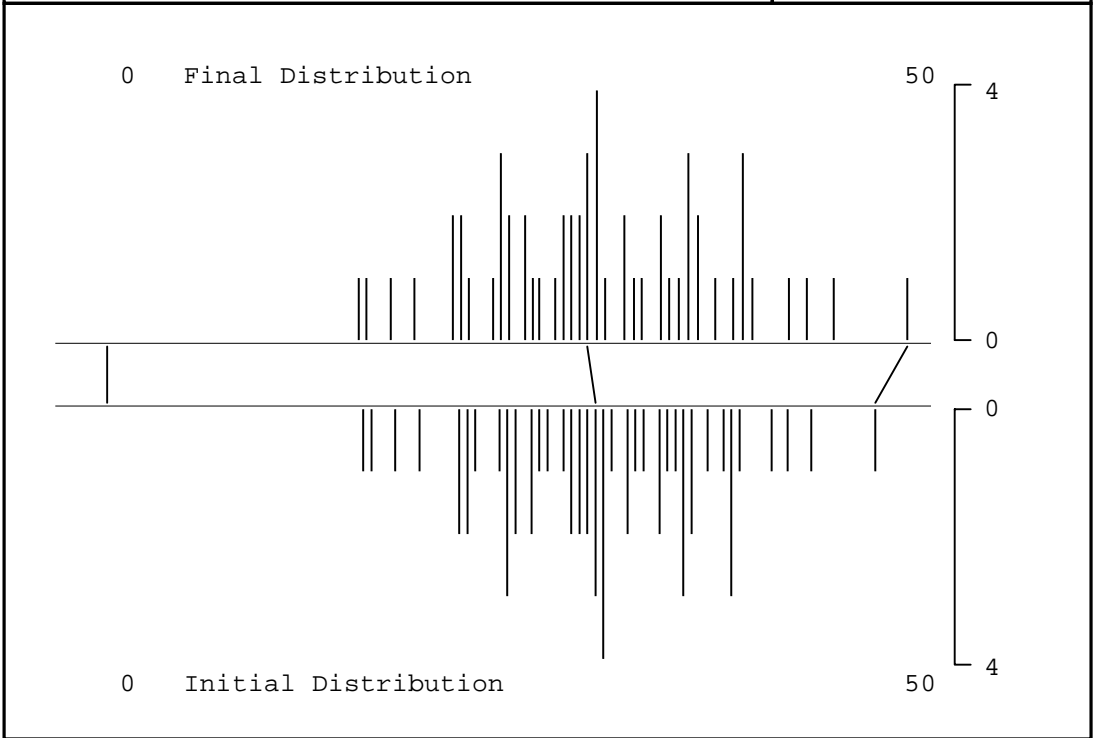


Higher School Certificate Examination 1996

Indonesian (BS) - 2/3 unit - 21324

Performance of 2 unit candidates
on the 2 unit / 3 unit Common Paper

	Raw/100	Initial/50	Final/50	
Mean	61.51	30.75	30.70	Candidature: 57
Std.Devn	13.71	6.86	7.32	
Minimum	32.00	16.00	15.70	Mapping Points Initial - Final
Median	61.00	30.50	30.00	
Maximum	96.00	48.00	50.00	
<i>Cumulative frequency proportions are not reported for this scaling model.</i>				48.0 - 50.0
				30.5 - 30.0
				0.0 - 0.0



Higher School Certificate Examination 1996

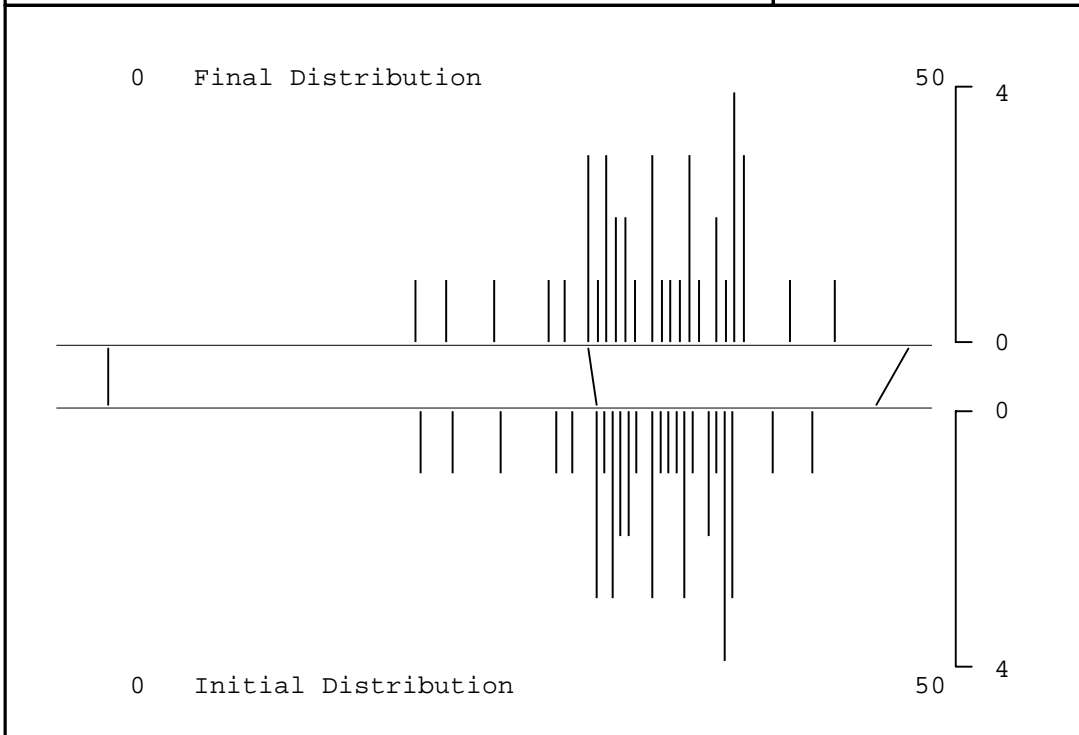
Indonesian (BS) - 2/3 unit - 21324

Performance of 3 unit candidates
on the 2 unit / 3 unit Common Paper

	Raw/100	Initial/50	Final/50	
Mean	67.82	33.91	34.01	Candidature: 39
Std.Devn	9.97	4.99	5.42	
Minimum	39.00	19.50	19.20	Mapping Points Initial - Final
Median	68.00	34.00	34.00	
Maximum	88.00	44.00	45.40	

Cumulative frequency proportions are not reported for this scaling model.

48.0 - 50.0
30.5 - 30.0
0.0 - 0.0

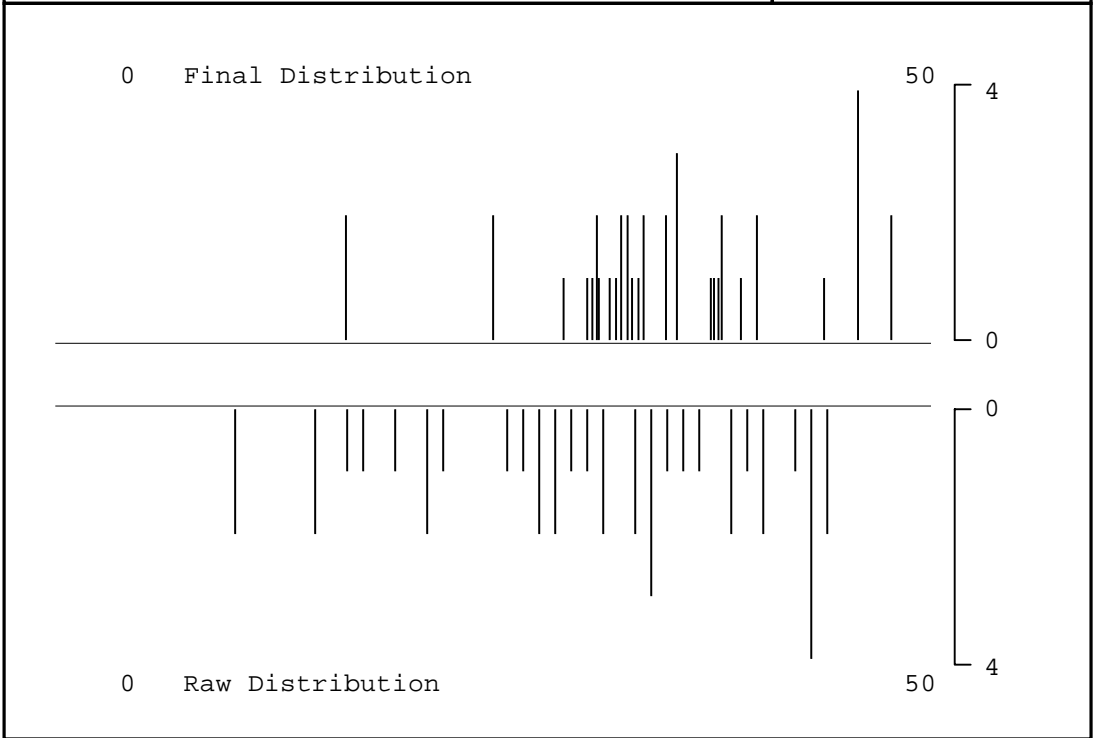


Higher School Certificate Examination 1996

Indonesian (BS) - 3 unit - 21325

Performance of 3 unit candidates
on the 3 unit Additional Paper

	Raw/50	Initial/50	Final/50	
Mean	30.48	33.77	35.06	Candidature: 40
Std.Devn	10.65	6.34	7.82	
Minimum	8.00	15.10	14.90	Mapping Points Initial - Final
Median	33.00	34.00	34.90	
Maximum	45.00	44.00	49.00	
<i>Cumulative frequency proportions are not reported for this scaling model.</i>				44.0 - 49.0 30.5 - 30.0 0.0 - 0.0

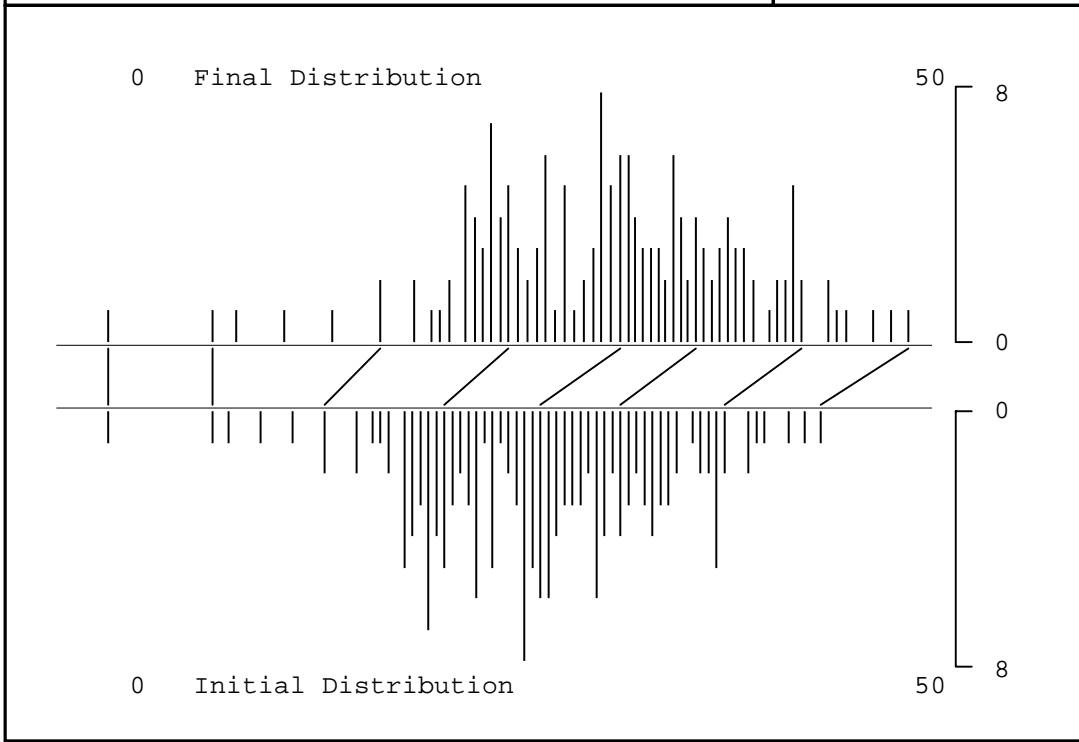


Higher School Certificate Examination 1996

Industry Studies - Retail (HSIE) - 2 unit - 20675

Performance of the Single 2 unit candidature

	Raw/100	Initial/50	Final/50	
Mean	53.66	26.83	31.27	Candidature: 162
Std.Devn	15.07	7.54	8.17	
Minimum	0.00	0.00	0.00	
Median	54.00	27.00	32.00	
Maximum	89.00	44.50	50.00	
<p><i>Cumulative frequency proportions are not reported for this scaling model.</i></p>				Mapping Points Initial - Final
				44.5 - 50.0
				38.5 - 43.3
				32.0 - 36.7
				27.0 - 32.0
21.0 - 25.0				
13.5 - 17.0				
6.5 - 6.5				
0.0 - 0.0				

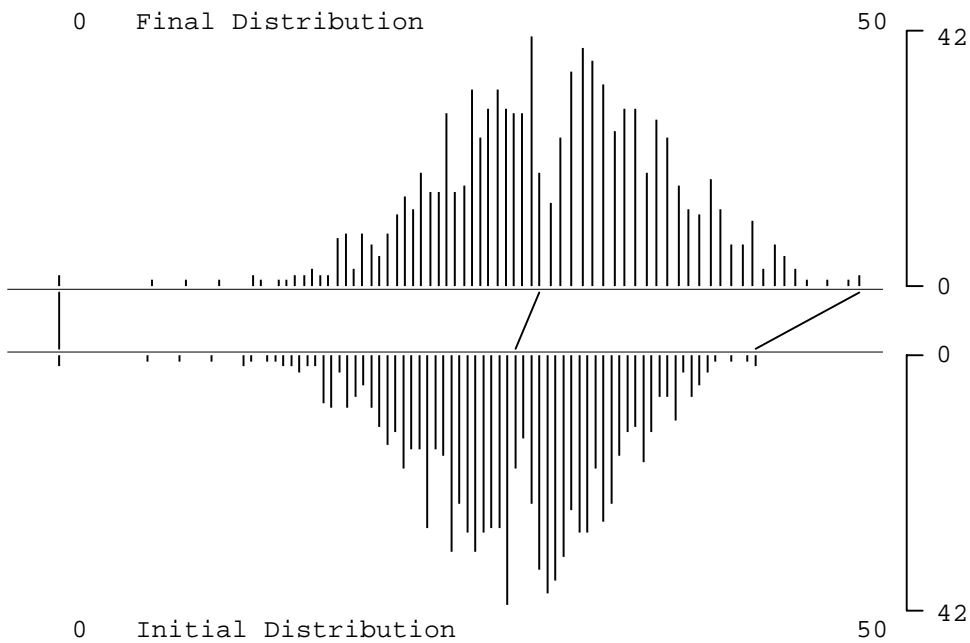


Higher School Certificate Examination 1996

Industry Studies - Hospitality - 2 unit - 21865

Performance of the Single 2 unit candidature

	Raw/100	Initial/50	Final/50	
Mean	56.54	28.27	30.39	Candidature: 960
Std.Devn	11.87	5.94	6.99	
Minimum	0.00	0.00	0.00	
Median	57.00	28.50	30.00	
Maximum	87.00	43.50	50.00	
				Mapping Points Initial - Final
				43.5 - 50.0
				28.5 - 30.0
				0.0 - 0.0
Score Group	Freq	% Freq	Cuml Freq	% Cuml Freq
45 - 50.0	13	1.35	13	1.35
35 - 44.9	240	25.00	253	26.35
25 - 34.9	500	52.08	753	78.44
15 - 24.9	195	20.31	948	98.75
0 - 14.9	12	1.25	960	100.00

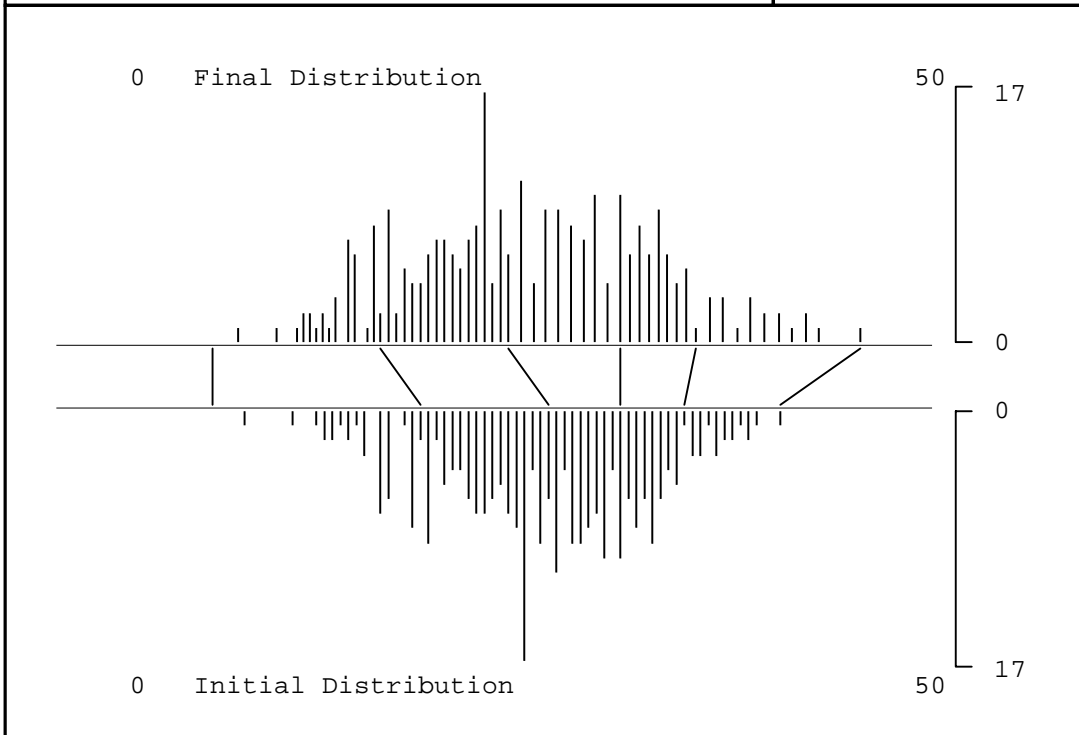


Higher School Certificate Examination 1996

Industry Studies - Metal and Engineering - 2 unit - 21866

Performance of the Single 2 unit candidature

	Raw/100	Initial/50	Final/50		
Mean	54.32	27.16	25.88	Candidature: 280	
Std.Devn	12.65	6.33	7.53		
Minimum	17.00	8.50	8.10		
Median	55.00	27.50	25.00		
Maximum	84.00	42.00	47.00		
				Mapping Points Initial - Final	
Score Group	Freq	% Freq	Cuml Freq	% Cuml Freq	Initial - Final
45 - 50.0	1	0.36	1	0.36	42.0 - 47.0
35 - 44.9	28	10.00	29	10.36	36.0 - 36.7
25 - 34.9	113	40.36	142	50.71	32.0 - 32.0
15 - 24.9	124	44.29	266	95.00	27.5 - 25.0
0 - 14.9	14	5.00	280	100.00	19.5 - 17.0
					6.5 - 6.5



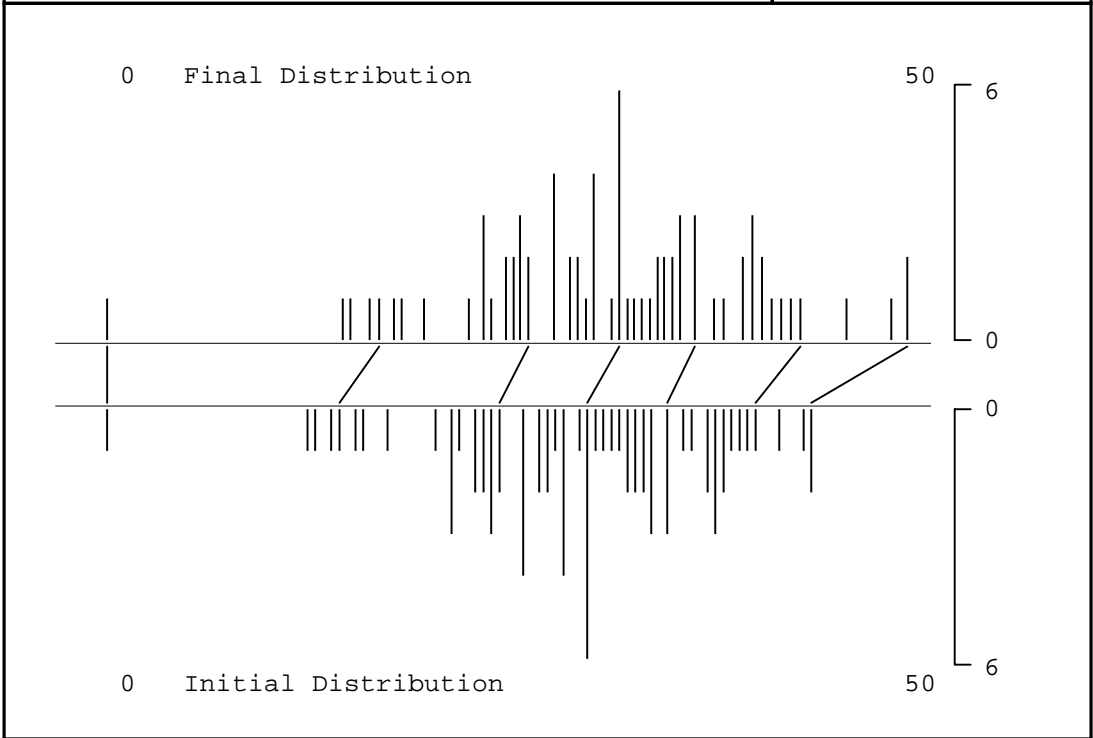
Industry Studies - Retail (TAS) - 2 unit - 21867

Performance of the Single 2 unit candidature

	Raw/100	Initial/50	Final/50	Candidature: 75
Mean	58.39	29.19	31.37	
Std.Devn	16.57	8.28	8.74	
Minimum	0.00	0.00	0.00	
Median	60.00	30.00	32.00	
Maximum	88.00	44.00	50.00	

Mapping Points	
Initial	Final
44.0	50.0
40.5	43.3
35.0	36.7
30.0	32.0
24.5	26.3
14.5	17.0
0.0	0.0

Cumulative frequency proportions are not reported for this scaling model.

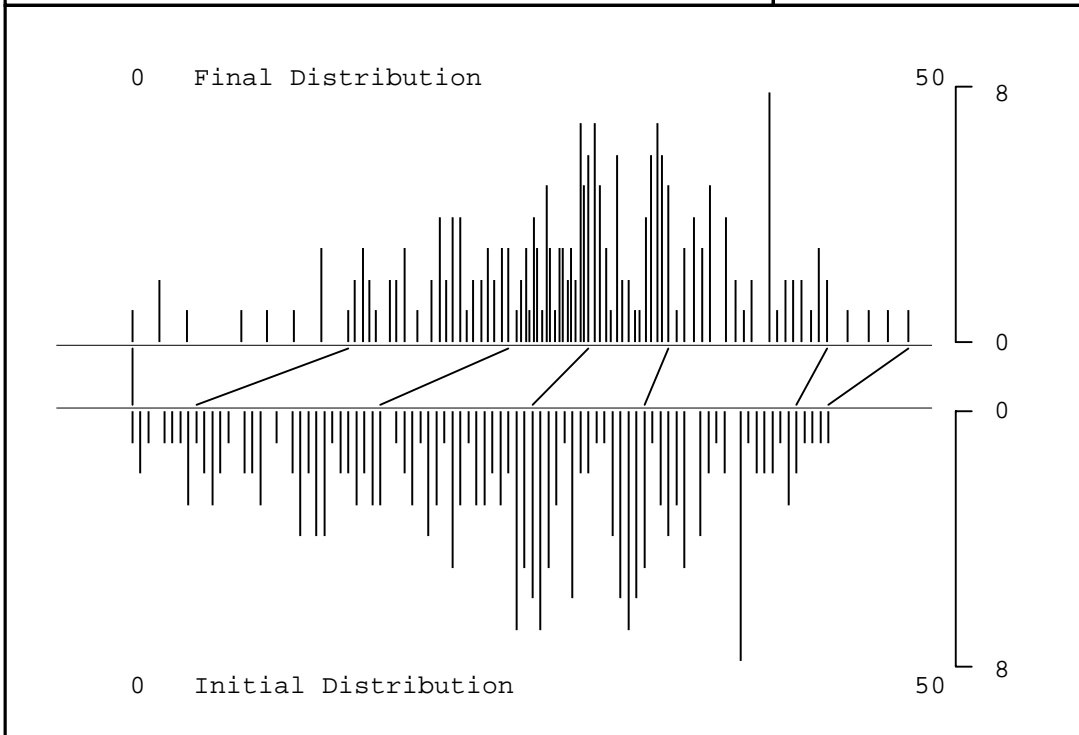


Higher School Certificate Examination 1996

Italian Z - 2 unit - 21330

Performance of the Single 2 unit candidature

	Raw/100	Initial/50	Final/50		
Mean	50.28	25.14	29.60	Candidature: 220	
Std.Devn	21.73	10.87	8.73		
Minimum	3.00	1.50	1.50		
Median	53.00	26.50	30.00		
Maximum	90.00	45.00	50.00		
				Mapping Points Initial - Final	
Score Group	Freq	% Freq	Cuml Freq	% Cuml Freq	45.0 - 50.0
45 - 50.0	4	1.82	4	1.82	43.0 - 44.9
35 - 44.9	51	23.18	55	25.00	33.5 - 35.0
25 - 34.9	109	49.55	164	74.55	26.5 - 30.0
15 - 24.9	46	20.91	210	95.45	17.0 - 25.0
0 - 14.9	10	4.55	220	100.00	5.5 - 15.0
					1.5 - 1.5

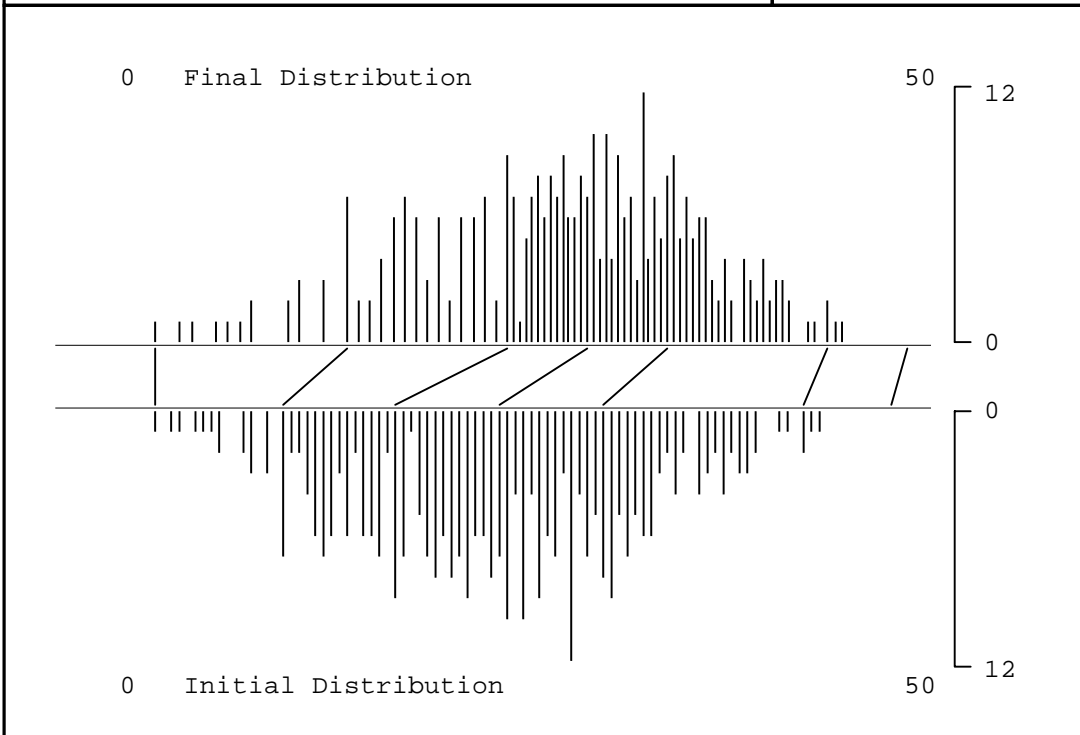


Higher School Certificate Examination 1996

Italian - 2/3 unit - 21332

Performance of 2 unit candidates
on the 2 unit / 3 unit Common Paper

	Raw/100	Initial/50	Final/50		
Mean	48.58	24.29	29.06	Candidature: 343	
Std.Devn	17.12	8.56	8.03		
Minimum	6.00	3.00	3.00		
Median	49.00	24.50	30.00		
Maximum	89.00	44.50	45.90		
				Mapping Points Initial - Final	
Score Group	Freq	% Freq	Cuml Freq	% Cuml Freq	49.0 - 50.0
45 - 50.0	4	1.17	4	1.17	43.5 - 45.0
35 - 44.9	82	23.91	86	25.07	31.0 - 35.0
25 - 34.9	175	51.02	261	76.09	24.5 - 30.0
15 - 24.9	66	19.24	327	95.34	18.0 - 25.0
0 - 14.9	16	4.66	343	100.00	11.0 - 15.0
					3.0 - 3.0

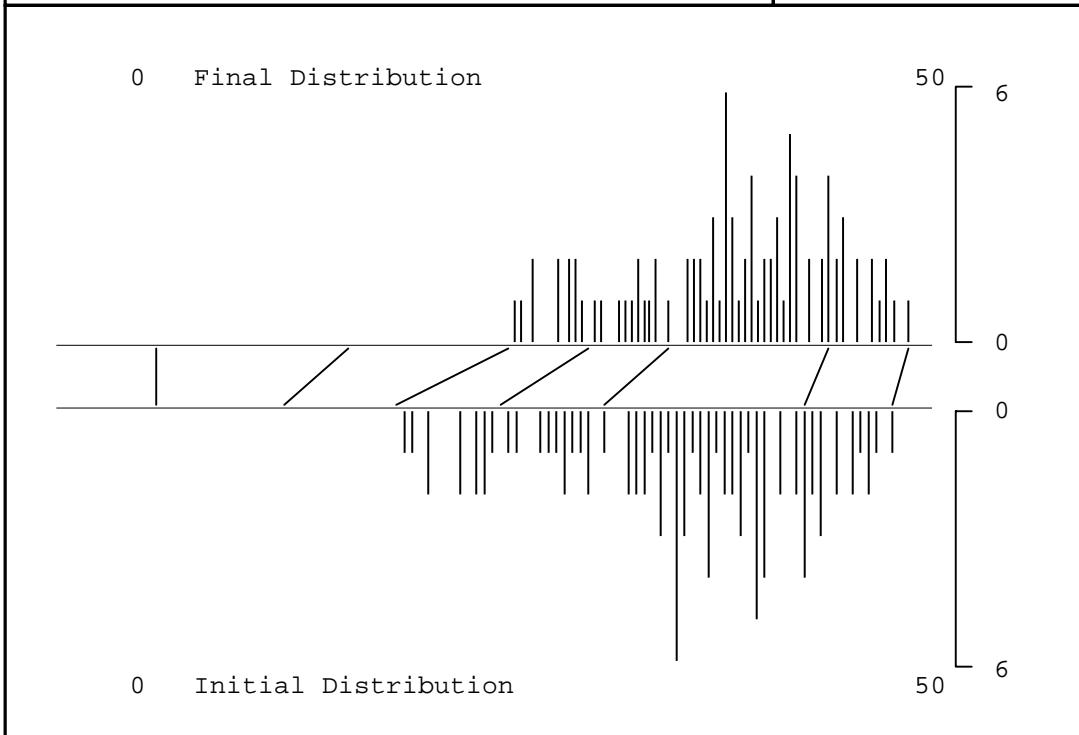


Higher School Certificate Examination 1996

Italian - 2/3 unit - 21332

Performance of 3 unit candidates
on the 2 unit / 3 unit Common Paper

	Raw/100	Initial/50	Final/50		
Mean	71.92	35.96	39.06	Candidature: 90	
Std.Devn	15.28	7.64	6.10		
Minimum	37.00	18.50	25.40		
Median	74.00	37.00	39.80		
Maximum	98.00	49.00	50.00		
				Mapping Points Initial - Final	
Score Group	Freq	% Freq	Cuml Freq	% Cuml Freq	Initial - Final
45 - 50.0	18	20.00	18	20.00	49.0 - 50.0
35 - 44.9	50	55.56	68	75.56	43.5 - 45.0
25 - 34.9	22	24.44	90	100.00	31.0 - 35.0
15 - 24.9	0	0.00	90	100.00	24.5 - 30.0
0 - 14.9	0	0.00	90	100.00	18.0 - 25.0
					11.0 - 15.0
					3.0 - 3.0



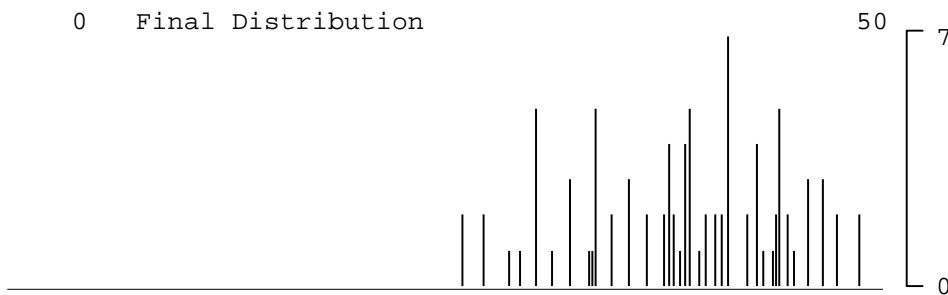
Higher School Certificate Examination 1996

Italian - 3 unit - 21333

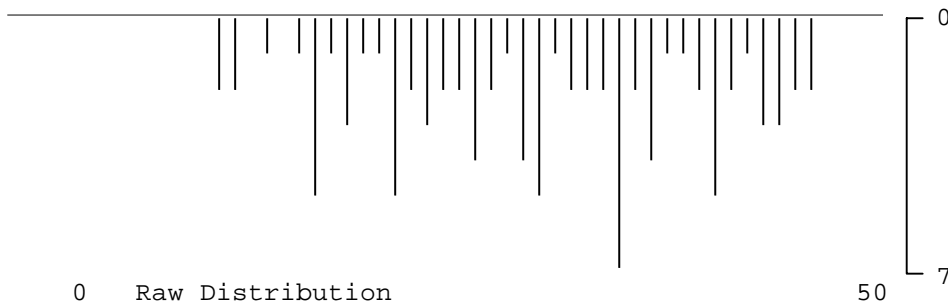
Performance of 3 unit candidates
on the 3 unit Additional Paper

	Raw/50	Initial/50	Final/50		
Mean	29.93	35.95	39.05	Candidature: 89	
Std.Devn	10.05	7.67	6.12		
Minimum	10.00	18.20	25.20		
Median	30.00	36.50	39.40		
Maximum	47.00	49.00	50.00		
				Mapping Points Initial - Final	
Score Group	Freq	% Freq	Cuml Freq	% Cuml Freq	49.0 - 50.0
45 - 50.0	18	20.22	18	20.22	43.5 - 45.0
35 - 44.9	47	52.81	65	73.03	31.0 - 35.0
25 - 34.9	24	26.97	89	100.00	24.5 - 30.0
15 - 24.9	0	0.00	89	100.00	18.0 - 25.0
0 - 14.9	0	0.00	89	100.00	11.0 - 15.0
					3.0 - 3.0

0 Final Distribution



0 Raw Distribution

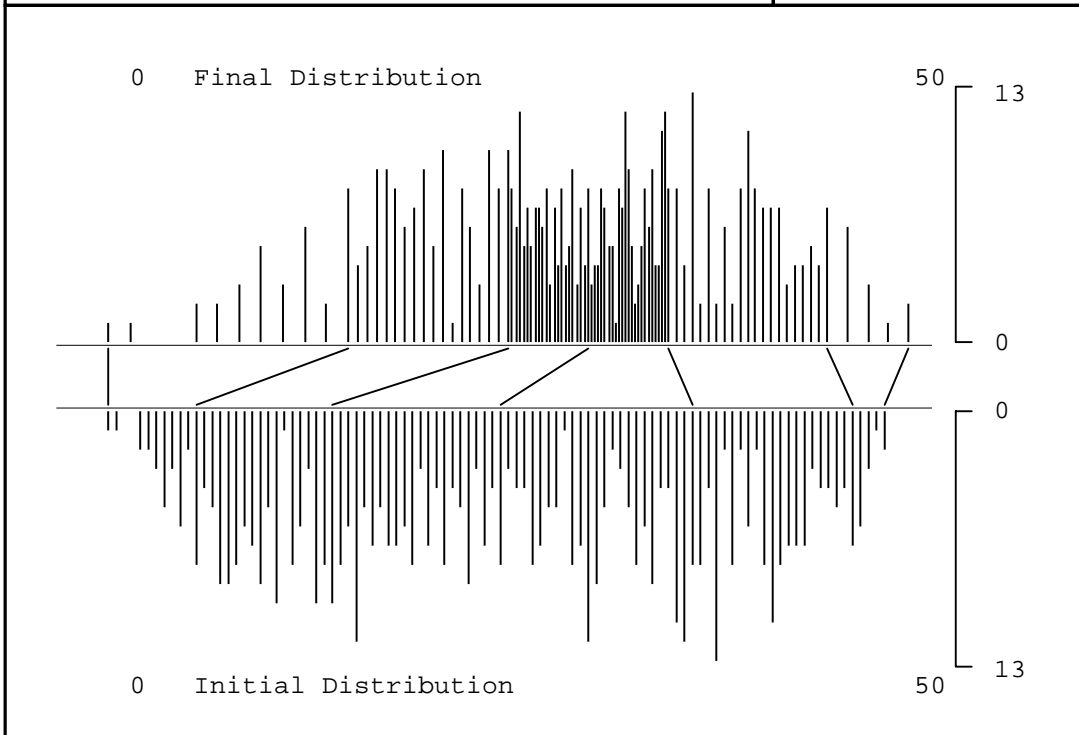


Higher School Certificate Examination 1996

Japanese Z - 2 unit - 21340

Performance of the Single 2 unit candidature

	Raw/100	Initial/50	Final/50		
Mean	49.93	24.97	29.53	Candidature: 566	
Std.Devn	25.88	12.94	8.78		
Minimum	0.00	0.00	0.00		
Median	49.00	24.50	30.00		
Maximum	97.00	48.50	50.00		
				Mapping Points Initial - Final	
Score Group	Freq	% Freq	Cuml Freq	% Cuml Freq	Initial - Final
45 - 50.0	12	2.12	12	2.12	48.5 - 50.0
35 - 44.9	128	22.61	140	24.73	46.5 - 44.9
25 - 34.9	285	50.35	425	75.09	36.5 - 35.0
15 - 24.9	116	20.49	541	95.58	24.5 - 30.0
0 - 14.9	25	4.42	566	100.00	14.0 - 25.0
					5.5 - 15.0
					0.0 - 0.0

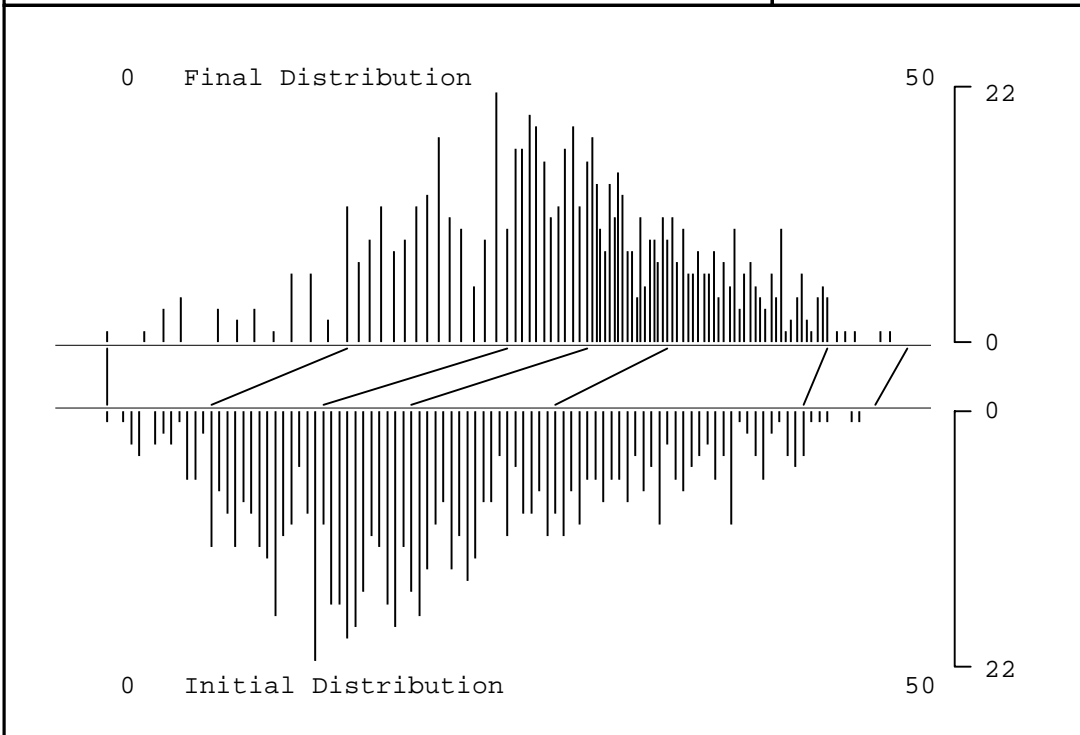


Higher School Certificate Examination 1996

Japanese - 2/3 unit - 21342

Performance of 2 unit candidates
on the 2 unit / 3 unit Common Paper

	Raw/100	Initial/50	Final/50		
Mean	41.24	20.62	29.18	Candidature: 735	
Std.Devn	20.18	10.09	8.45		
Minimum	0.00	0.00	0.00		
Median	38.00	19.00	30.00		
Maximum	94.00	47.00	48.90		
				Mapping Points Initial - Final	
Score Group	Freq	% Freq	Cuml Freq	% Cuml Freq	48.0 - 50.0
45 - 50.0	9	1.22	9	1.22	43.5 - 45.0
35 - 44.9	176	23.95	185	25.17	28.0 - 35.0
25 - 34.9	361	49.12	546	74.29	19.0 - 30.0
15 - 24.9	157	21.36	703	95.65	13.5 - 25.0
0 - 14.9	32	4.35	735	100.00	6.5 - 15.0
					0.0 - 0.0

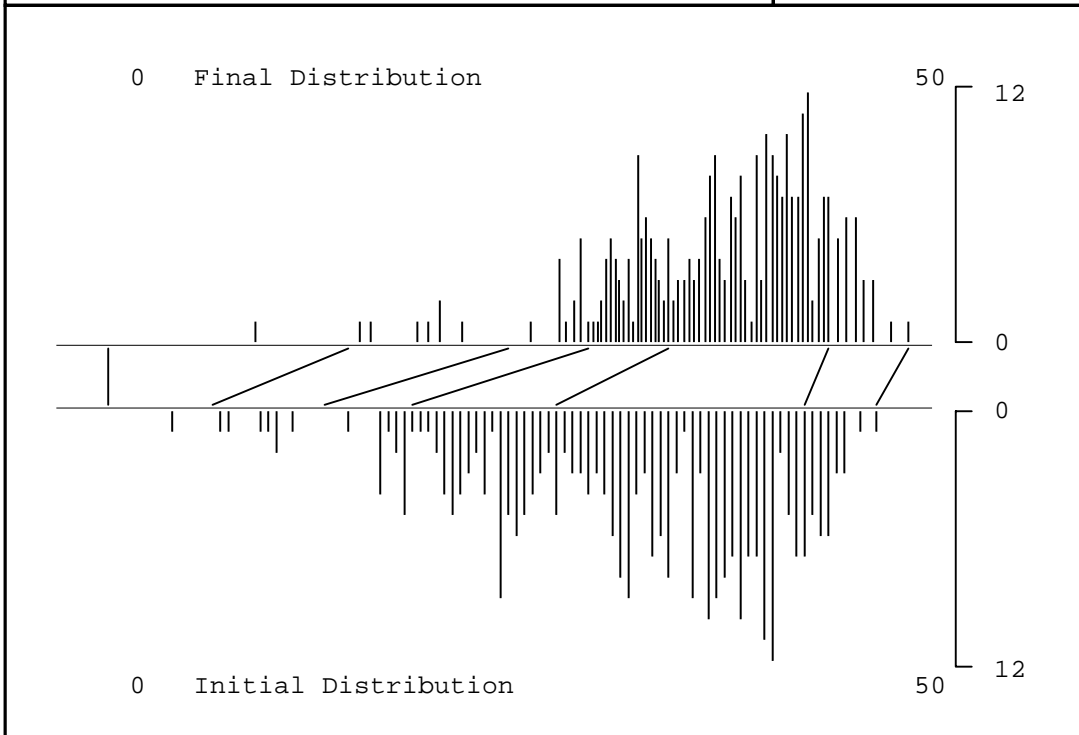


Higher School Certificate Examination 1996

Japanese - 2/3 unit - 21342

Performance of 3 unit candidates
on the 2 unit / 3 unit Common Paper

	Raw/100	Initial/50	Final/50		
Mean	66.44	33.22	38.40	Candidature: 301	
Std.Devn	17.57	8.78	6.05		
Minimum	8.00	4.00	9.20		
Median	70.00	35.00	39.50		
Maximum	96.00	48.00	50.00		
				Mapping Points Initial - Final	
Score		%	Cuml	% Cuml	48.0 - 50.0
Group	Freq	Freq	Freq	Freq	43.5 - 45.0
					28.0 - 35.0
45 - 50.0	32	10.63	32	10.63	19.0 - 30.0
35 - 44.9	186	61.79	218	72.43	13.5 - 25.0
25 - 34.9	75	24.92	293	97.34	6.5 - 15.0
15 - 24.9	7	2.33	300	99.67	0.0 - 0.0
0 - 14.9	1	0.33	301	100.00	



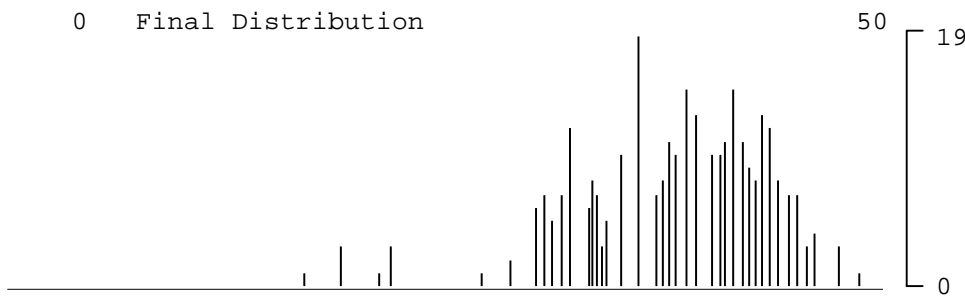
Higher School Certificate Examination 1996

Japanese - 3 unit - 21343

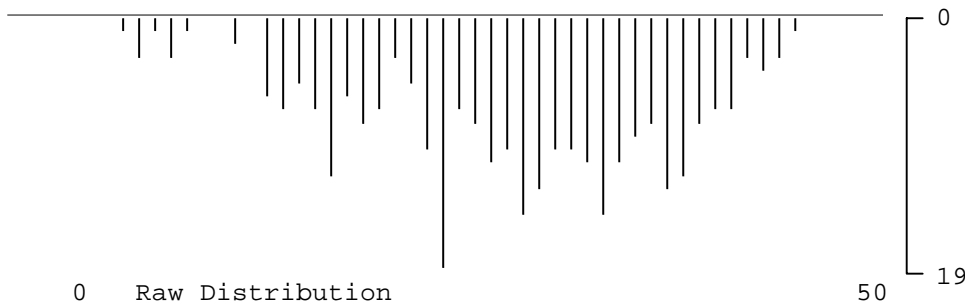
Performance of 3 unit candidates
on the 3 unit Additional Paper

	Raw/50	Initial/50	Final/50		
Mean	28.29	33.26	38.44	Candidature: 302	
Std.Devn	9.26	8.64	5.87		
Minimum	4.00	6.70	15.30		
Median	29.00	34.50	39.20		
Maximum	46.00	48.00	50.00		
				Mapping Points Initial - Final	
Score Group	Freq	% Freq	Cuml Freq	% Cuml Freq	48.0 - 50.0
45 - 50.0	25	8.28	25	8.28	43.5 - 45.0
35 - 44.9	200	66.23	225	74.50	28.0 - 35.0
25 - 34.9	69	22.85	294	97.35	19.0 - 30.0
15 - 24.9	8	2.65	302	100.00	13.5 - 25.0
0 - 14.9	0	0.00	302	100.00	6.5 - 15.0
					0.0 - 0.0

0 Final Distribution



0 Raw Distribution

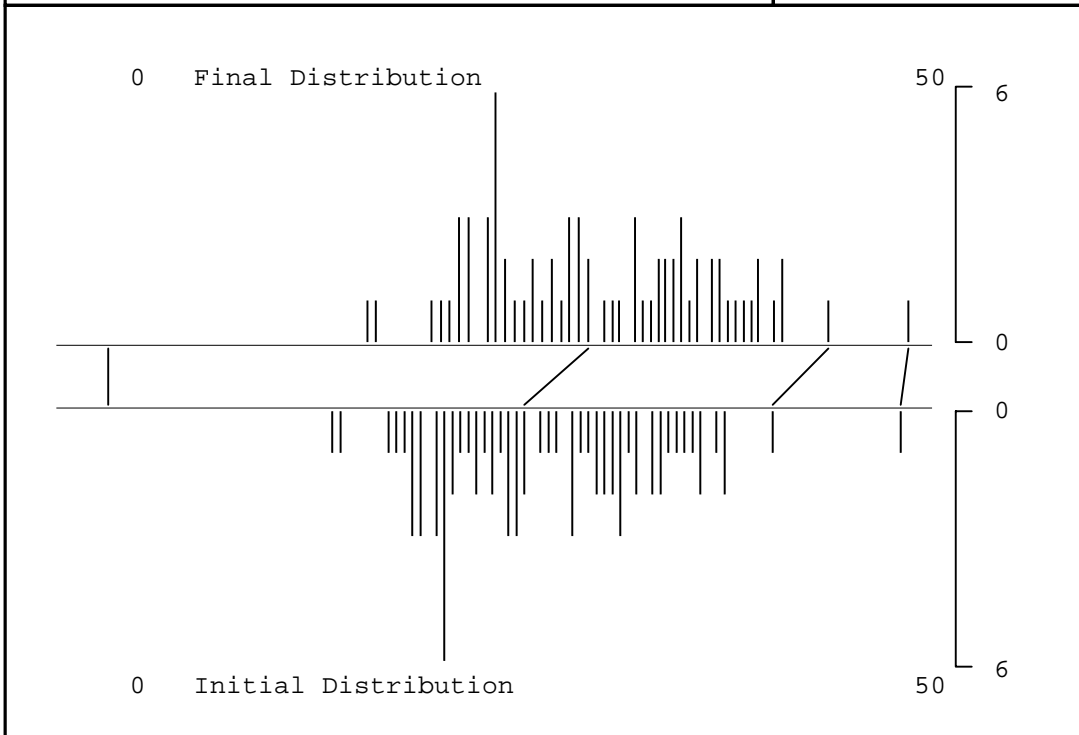


Higher School Certificate Examination 1996

Japanese (BS) - 2 unit - 21344

Performance of the Single 2 unit candidature

	Raw/100	Initial/50	Final/50	
Mean	54.47	27.23	30.72	Candidature: 73
Std.Devn	14.02	7.01	7.15	
Minimum	28.00	14.00	16.20	Mapping Points Initial - Final
Median	52.00	26.00	30.00	
Maximum	99.00	49.50	50.00	
<p><i>Cumulative frequency proportions are not reported for this scaling model.</i></p>				49.5 - 50.0
				41.5 - 45.0
				26.0 - 30.0
				0.0 - 0.0

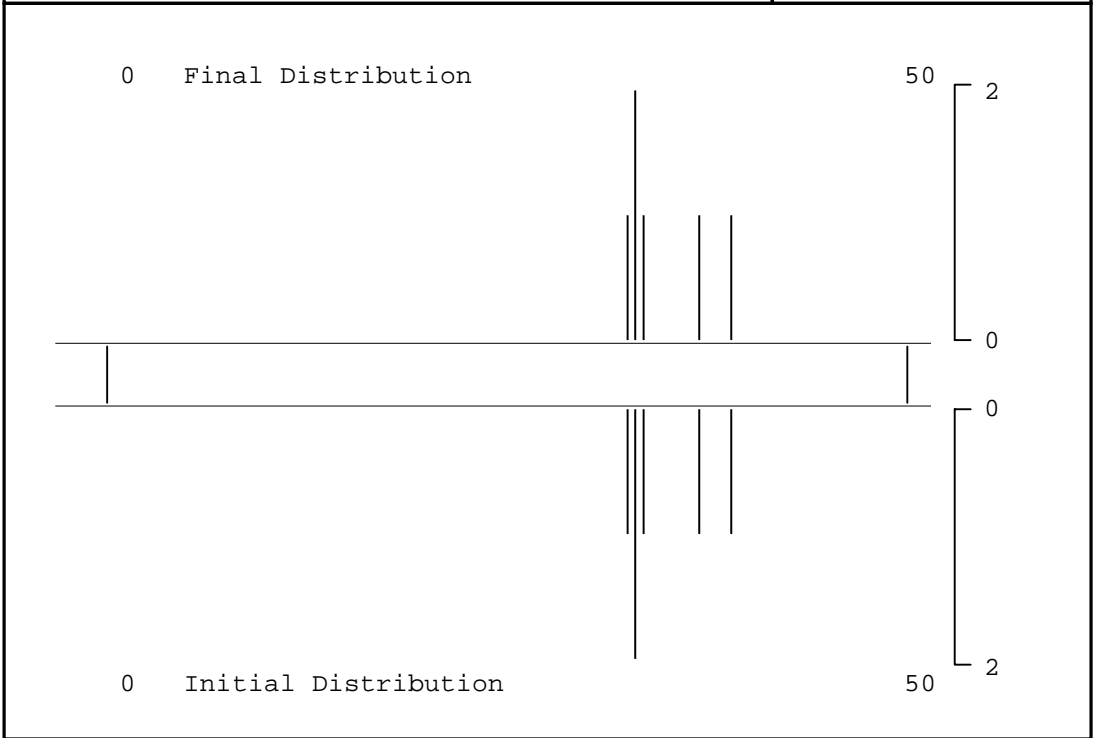


Higher School Certificate Examination 1996

Korean Z - 2 unit - 21350

Performance of the Single 2 unit candidature

	Raw/100	Initial/50	Final/50	
Mean	69.33	34.67	34.67	Candidature: 6
Std.Devn	4.89	2.44	2.44	
Minimum	65.00	32.50	32.50	Mapping Points Initial - Final
Median	67.00	33.50	33.50	
Maximum	78.00	39.00	39.00	
<p><i>Cumulative frequency proportions are not reported for this scaling model.</i></p>				50.0 - 50.0
				0.0 - 0.0

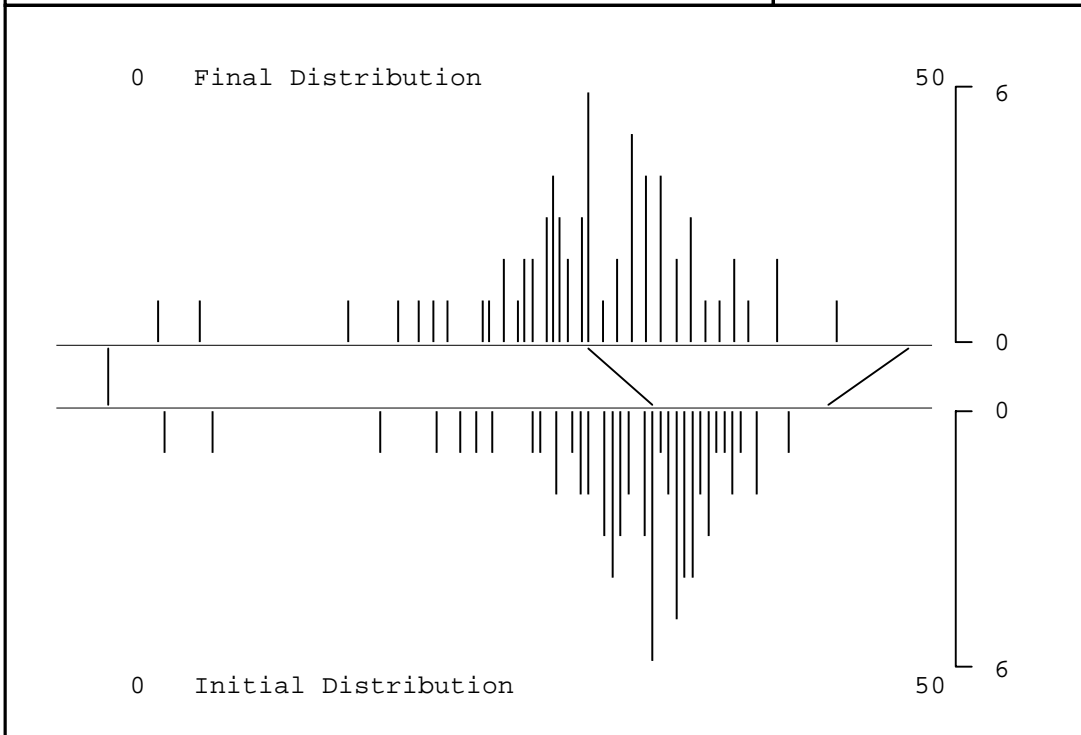


Higher School Certificate Examination 1996

Korean (BS) - 2/3 unit - 21354

Performance of 2 unit candidates
on the 2 unit / 3 unit Common Paper

	Raw/100	Initial/50	Final/50	
Mean	64.68	32.34	29.81	Candidature: 66
Std.Devn	13.64	6.82	7.28	
Minimum	7.00	3.50	3.10	
Median	68.00	34.00	30.00	
Maximum	85.00	42.50	45.50	
<p><i>Cumulative frequency proportions are not reported for this scaling model.</i></p>				Mapping Points Initial - Final
				45.0 - 50.0
				34.0 - 30.0
				0.0 - 0.0

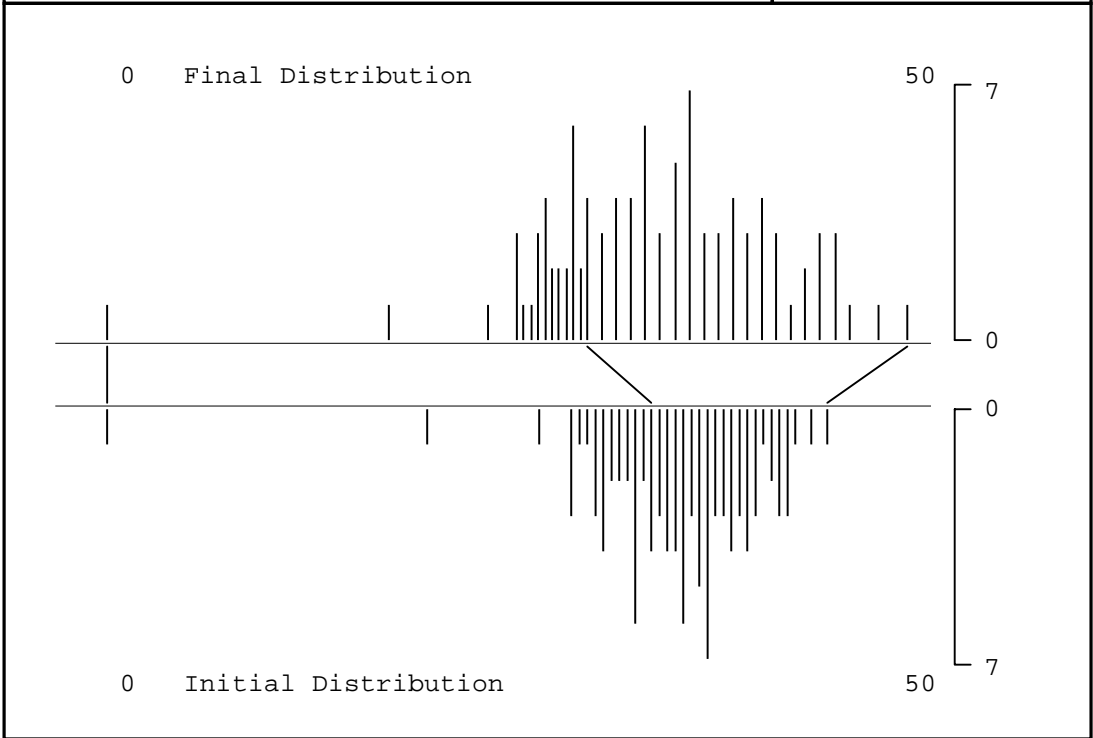


Higher School Certificate Examination 1996

Korean (BS) - 2/3 unit - 21354

Performance of 3 unit candidates
on the 2 unit / 3 unit Common Paper

	Raw/100	Initial/50	Final/50	
Mean	71.25	35.62	34.11	Candidature: 97
Std.Devn	11.10	5.55	7.19	
Minimum	0.00	0.00	0.00	Mapping Points Initial - Final
Median	72.00	36.00	33.60	
Maximum	90.00	45.00	50.00	
<i>Cumulative frequency proportions are not reported for this scaling model.</i>				45.0 - 50.0 34.0 - 30.0 0.0 - 0.0

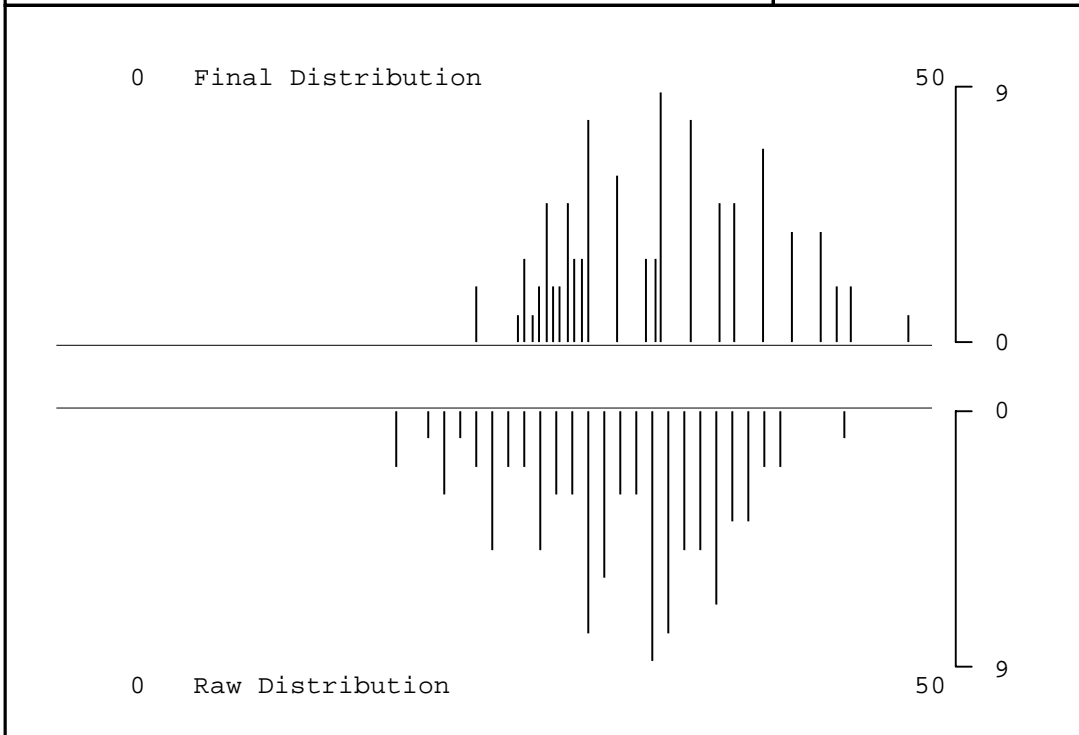


Higher School Certificate Examination 1996

Korean (BS) - 3 unit - 21355

Performance of 3 unit candidates
on the 3 unit Additional Paper

	Raw/50	Initial/50	Final/50	
Mean	32.09	35.91	34.27	Candidature: 96
Std.Devn	6.01	3.99	6.14	
Minimum	18.00	26.10	23.00	Mapping Points Initial - Final
Median	33.00	36.30	34.20	
Maximum	46.00	45.00	50.00	
<p><i>Cumulative frequency proportions are not reported for this scaling model.</i></p>				45.0 - 50.0
				34.0 - 30.0
				0.0 - 0.0

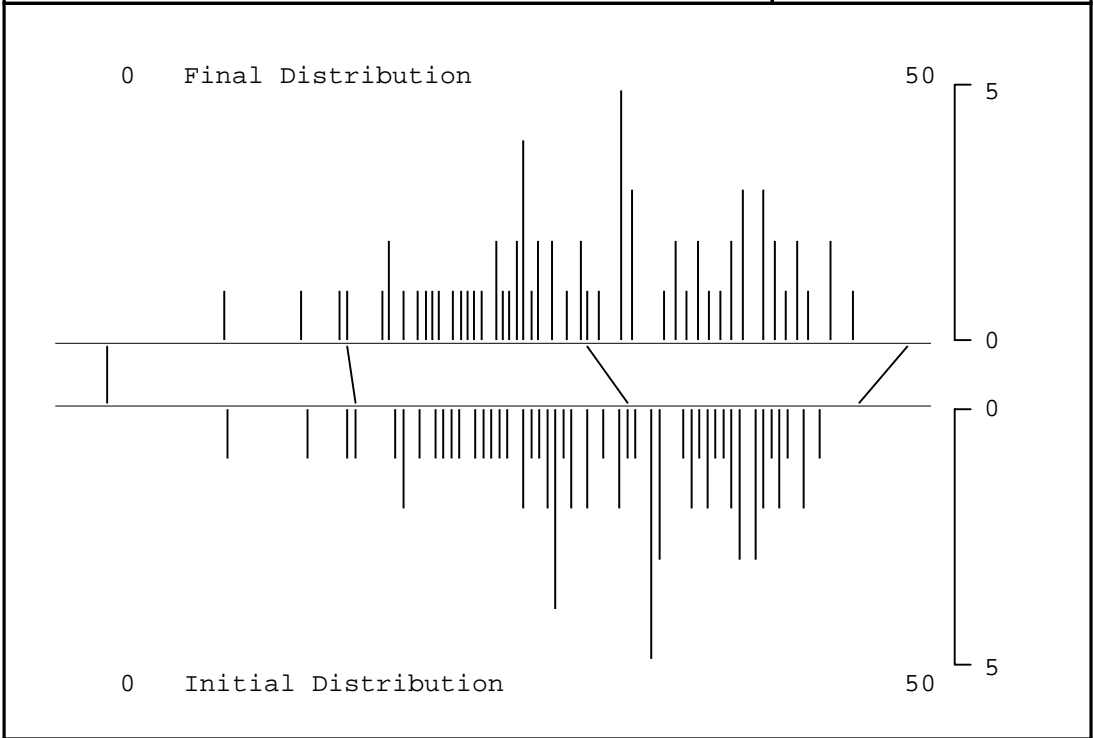


Higher School Certificate Examination 1996

Latin - 2/3 unit - 21362

Performance of 2 unit candidates
on the 2 unit / 3 unit Common Paper

	Raw/100	Initial/50	Final/50	
Mean	62.29	31.14	30.20	Candidature: 70
Std.Devn	16.89	8.44	9.05	
Minimum	15.00	7.50	7.30	Mapping Points Initial - Final
Median	65.00	32.50	30.00	
Maximum	89.00	44.50	46.60	
<p><i>Cumulative frequency proportions are not reported for this scaling model.</i></p>				47.0 - 50.0
				32.5 - 30.0
				15.5 - 15.0
				0.0 - 0.0

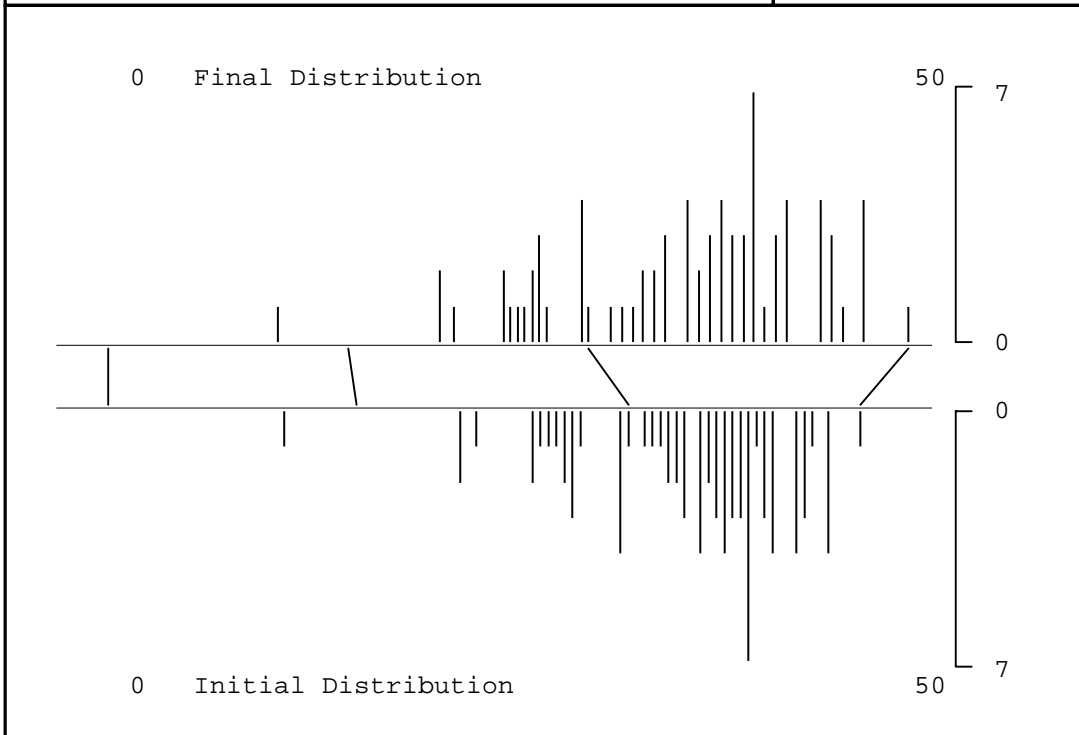


Higher School Certificate Examination 1996

Latin - 2/3 unit - 21362

Performance of 3 unit candidates
on the 2 unit / 3 unit Common Paper

	Raw/100	Initial/50	Final/50	
Mean	72.94	36.47	36.13	Candidature: 77
Std.Devn	13.04	6.52	7.67	
Minimum	22.00	11.00	10.60	
Median	76.00	38.00	37.60	
Maximum	94.00	47.00	50.00	
<p><i>Cumulative frequency proportions are not reported for this scaling model.</i></p>				Mapping Points Initial - Final
				47.0 - 50.0
				32.5 - 30.0
				15.5 - 15.0
				0.0 - 0.0

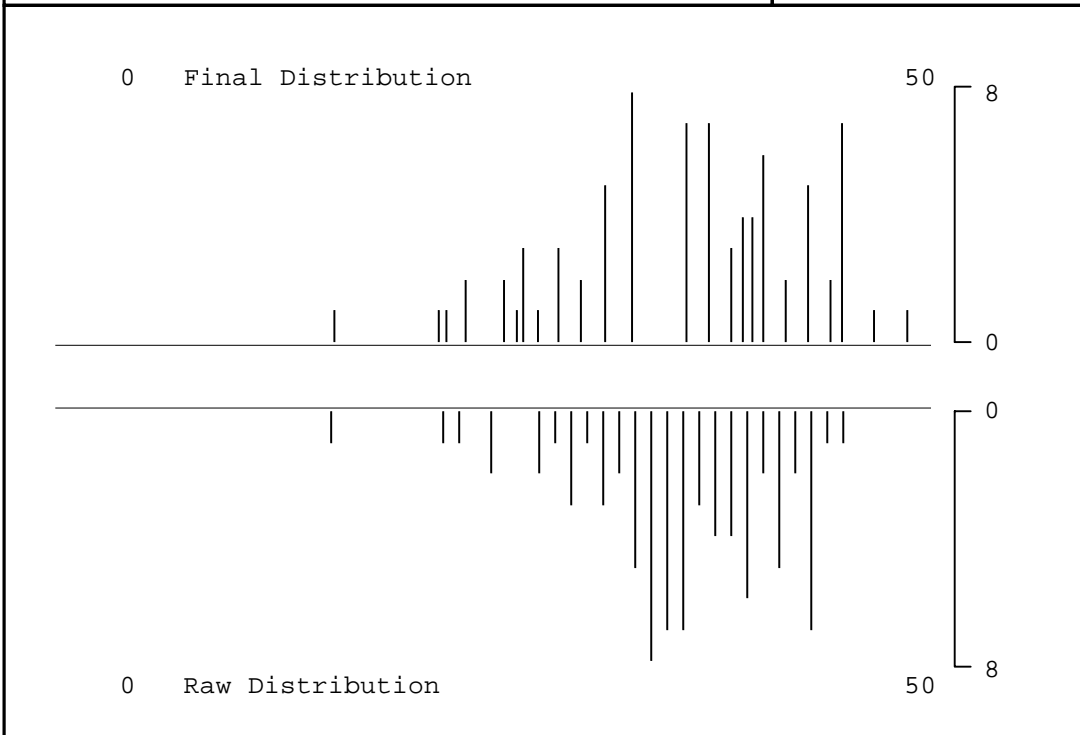


Higher School Certificate Examination 1996

Latin - 3 unit - 21363

Performance of 3 unit candidates
on the 3 unit Additional Paper

	Raw/50	Initial/50	Final/50	
Mean	35.84	36.52	36.15	Candidature: 79
Std.Devn	6.06	6.28	7.47	
Minimum	14.00	14.70	14.20	Mapping Points Initial - Final
Median	36.00	38.00	37.60	
Maximum	46.00	47.00	50.00	
<i>Cumulative frequency proportions are not reported for this scaling model.</i>				47.0 - 50.0
				32.5 - 30.0
				15.5 - 15.0
				0.0 - 0.0

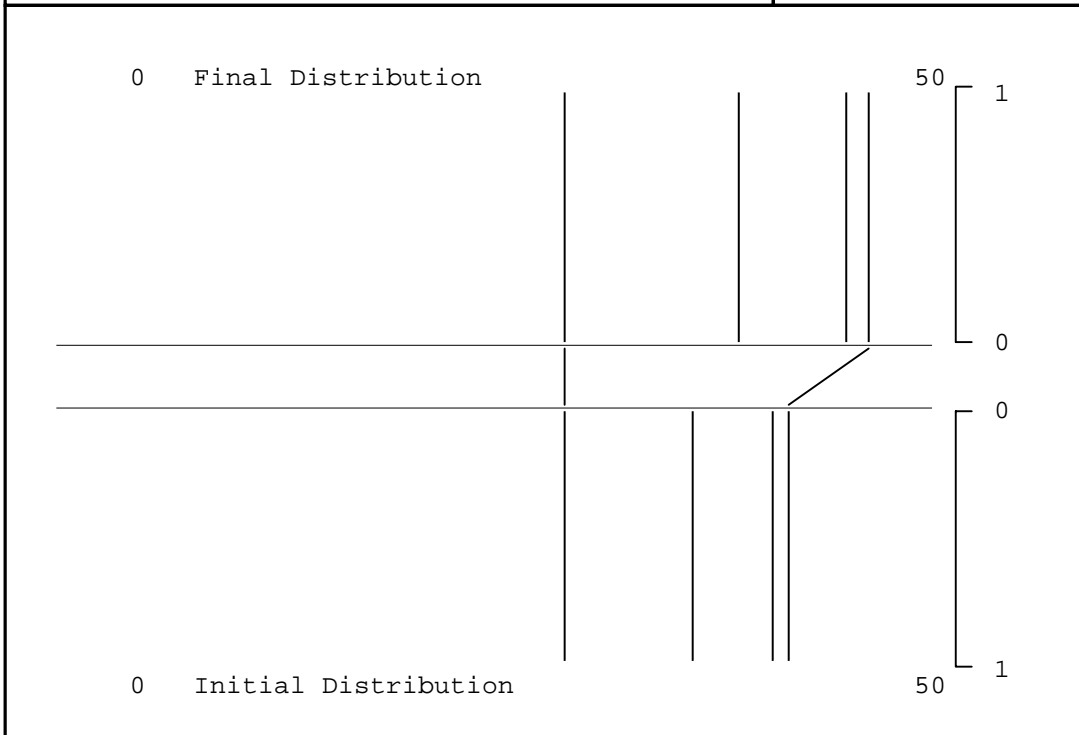


Higher School Certificate Examination 1996

Latvian - 2 unit - 21370

Performance of the Single 2 unit candidature

	Raw/100	Initial/50	Final/50	
Mean	74.50	37.25	40.38	Candidature: 4
Std.Devn	11.08	5.54	7.51	
Minimum	57.00	28.50	28.50	Mapping Points Initial - Final 42.5 - 47.5 28.5 - 28.5
Median	83.00	41.50	46.10	
Maximum	85.00	42.50	47.50	
<i>Cumulative frequency proportions are not reported for this scaling model.</i>				



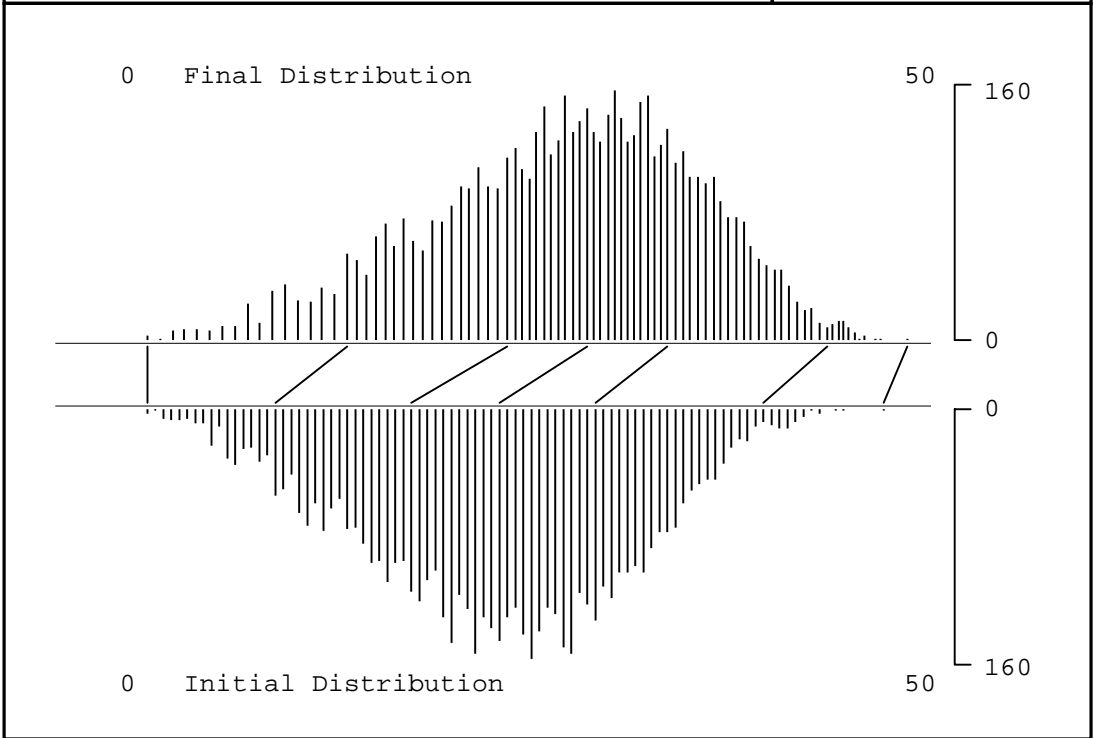
Higher School Certificate Examination 1996

Legal Studies - 2/3 unit - 20680

Performance of 2 unit candidates
on the 2 unit / 3 unit Common Paper

	Raw/100	Initial/50	Final/50	
Mean	48.61	24.30	29.30	Candidature: 6172
Std.Devn	15.94	7.97	7.84	
Minimum	5.00	2.50	2.50	
Median	49.00	24.50	30.00	
Maximum	97.00	48.50	50.00	

Score Group	Freq	% Freq	Cuml Freq	% Cuml Freq	Mapping Points Initial - Final
45 - 50.0	62	1.00	62	1.00	48.5 - 50.0
35 - 44.9	1471	23.83	1533	24.84	41.0 - 45.0
25 - 34.9	3083	49.95	4616	74.79	30.5 - 35.0
15 - 24.9	1290	20.90	5906	95.69	24.5 - 30.0
0 - 14.9	266	4.31	6172	100.00	19.0 - 25.0
					10.5 - 15.0
					2.5 - 2.5

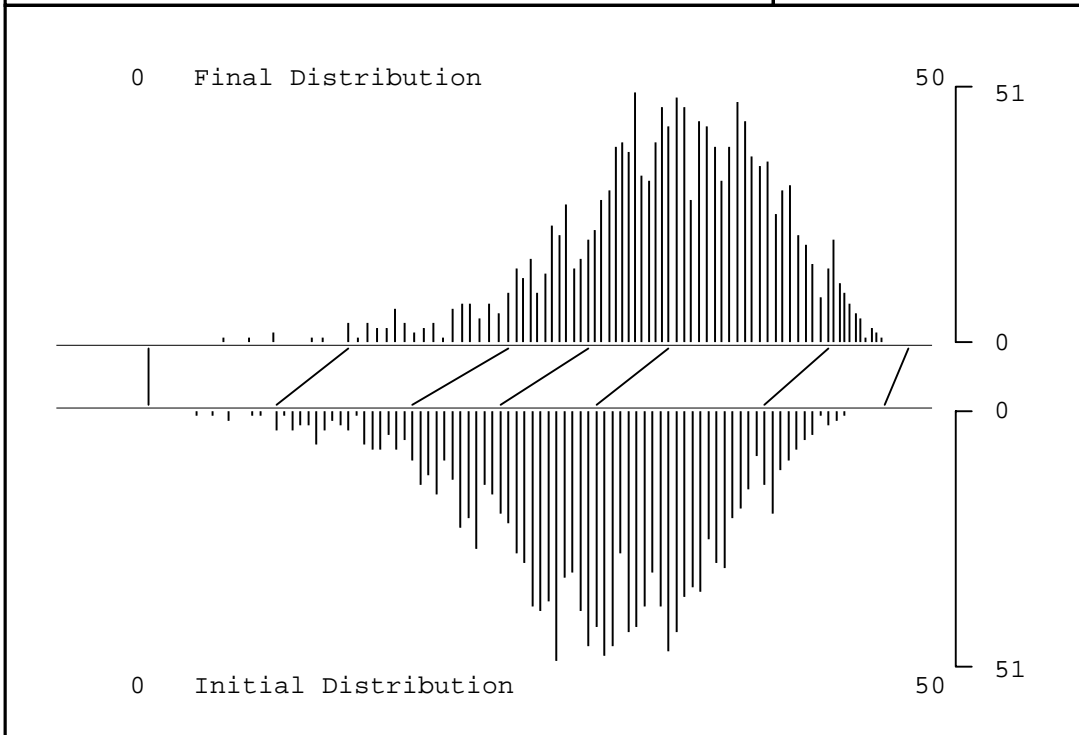


Higher School Certificate Examination 1996

Legal Studies - 2/3 unit - 20680

Performance of 3 unit candidates
on the 2 unit / 3 unit Common Paper

	Raw/100	Initial/50	Final/50		
Mean	60.85	30.43	35.11	Candidature: 1518	
Std.Devn	13.76	6.88	6.37		
Minimum	11.00	5.50	7.20		
Median	62.00	31.00	35.50		
Maximum	92.00	46.00	48.30		
				Mapping Points Initial - Final	
Score Group	Freq	% Freq	Cuml Freq	% Cuml Freq	Initial - Final
45 - 50.0	84	5.53	84	5.53	48.5 - 50.0
35 - 44.9	734	48.35	818	53.89	41.0 - 45.0
25 - 34.9	616	40.58	1434	94.47	30.5 - 35.0
15 - 24.9	78	5.14	1512	99.60	24.5 - 30.0
0 - 14.9	6	0.40	1518	100.00	19.0 - 25.0
					10.5 - 15.0
					2.5 - 2.5

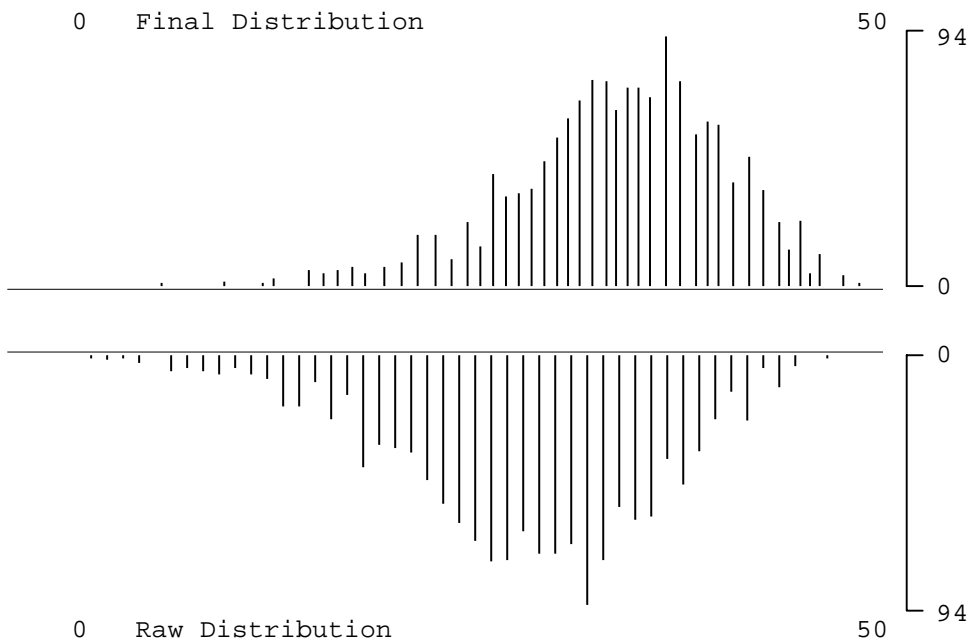


Higher School Certificate Examination 1996

Legal Studies - 3 unit - 20681

Performance of 3 unit candidates
on the 3 unit Additional Paper

	Raw/50	Initial/50	Final/50		
Mean	29.13	30.24	34.95	Candidature: 1525	
Std.Devn	7.84	6.89	6.42		
Minimum	2.00	5.00	6.40		
Median	30.00	31.00	35.50		
Maximum	48.00	46.00	50.00		
				Mapping Points Initial - Final	
Score Group	Freq	% Freq	Cuml Freq	% Cuml Freq	46.0 - 50.0
45 - 50.0	85	5.57	85	5.57	41.0 - 45.0
35 - 44.9	696	45.64	781	51.21	30.5 - 35.0
25 - 34.9	644	42.23	1425	93.44	24.5 - 30.0
15 - 24.9	93	6.10	1518	99.54	19.0 - 25.0
0 - 14.9	7	0.46	1525	100.00	10.5 - 15.0
					2.5 - 2.5

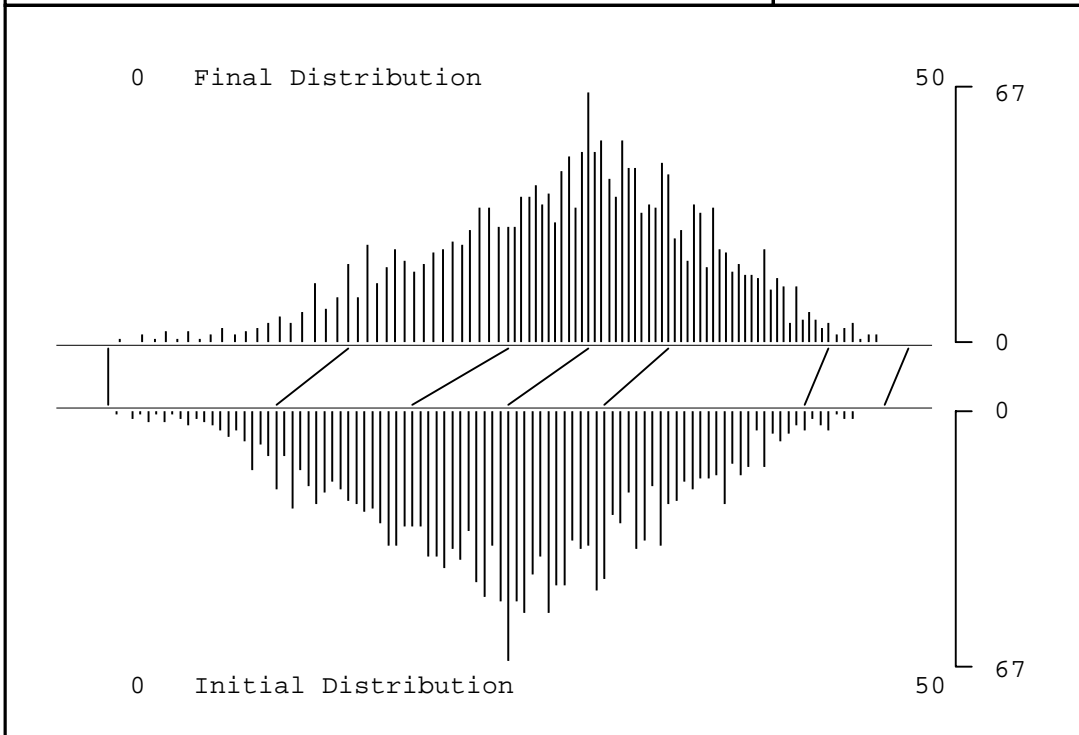


Higher School Certificate Examination 1996

Life Management Studies - 2/3 unit - 22300

Performance of 2 unit candidates
on the 2 unit / 3 unit Common Paper

	Raw/100	Initial/50	Final/50		
Mean	49.93	24.97	29.46	Candidature: 2070	
Std.Devn	17.12	8.56	7.93		
Minimum	1.00	0.50	0.70		
Median	50.00	25.00	30.00		
Maximum	93.00	46.50	48.00		
				Mapping Points Initial - Final	
Score Group	Freq	% Freq	Cuml Freq	% Cuml Freq	Initial - Final
45 - 50.0	21	1.01	21	1.01	48.5 - 50.0
35 - 44.9	510	24.64	531	25.65	43.5 - 45.0
25 - 34.9	1033	49.90	1564	75.56	31.0 - 35.0
15 - 24.9	417	20.14	1981	95.70	25.0 - 30.0
0 - 14.9	89	4.30	2070	100.00	19.0 - 25.0
					10.5 - 15.0
					0.0 - 0.0

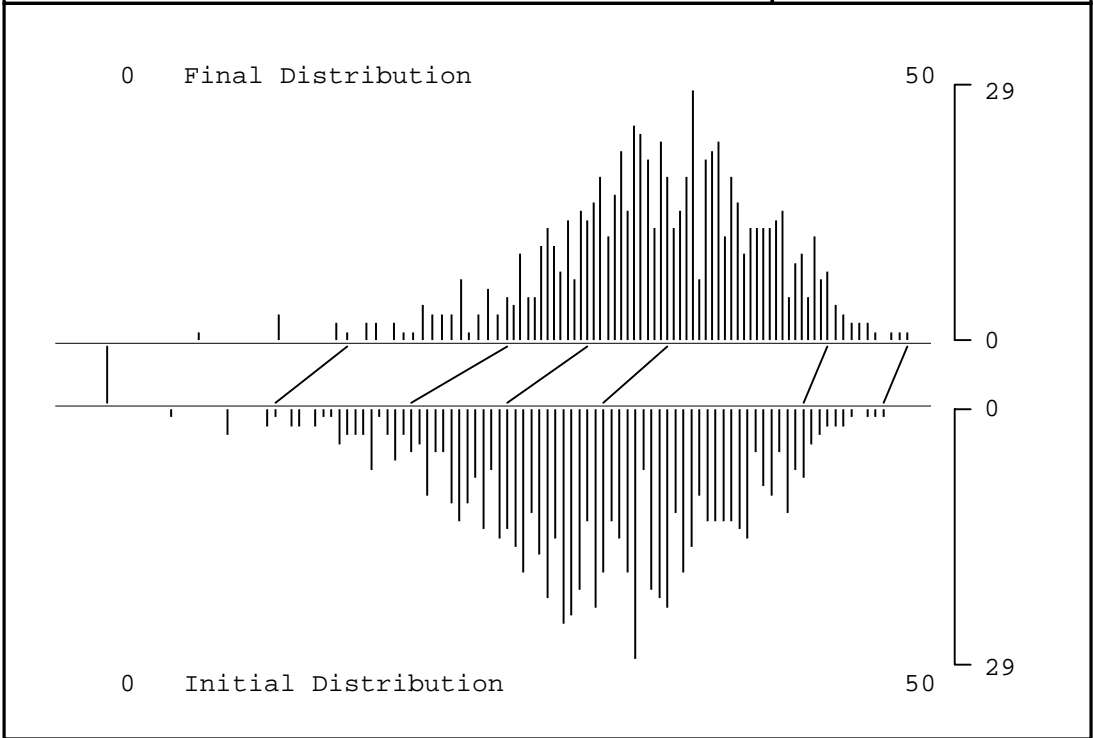


Higher School Certificate Examination 1996

Life Management Studies - 2/3 unit - 22300

Performance of 3 unit candidates
on the 2 unit / 3 unit Common Paper

	Raw/100	Initial/50	Final/50		
Mean	61.31	30.66	34.53	Candidature: 756	
Std.Devn	15.03	7.51	6.44		
Minimum	8.00	4.00	5.70		
Median	62.00	31.00	35.00		
Maximum	97.00	48.50	50.00		
				Mapping Points Initial - Final	
Score Group	Freq	% Freq	Cuml Freq	% Cuml Freq	Initial - Final
45 - 50.0	25	3.31	25	3.31	48.5 - 50.0
35 - 44.9	354	46.83	379	50.13	43.5 - 45.0
25 - 34.9	329	43.52	708	93.65	31.0 - 35.0
15 - 24.9	42	5.56	750	99.21	25.0 - 30.0
0 - 14.9	6	0.79	756	100.00	19.0 - 25.0
					10.5 - 15.0
					0.0 - 0.0

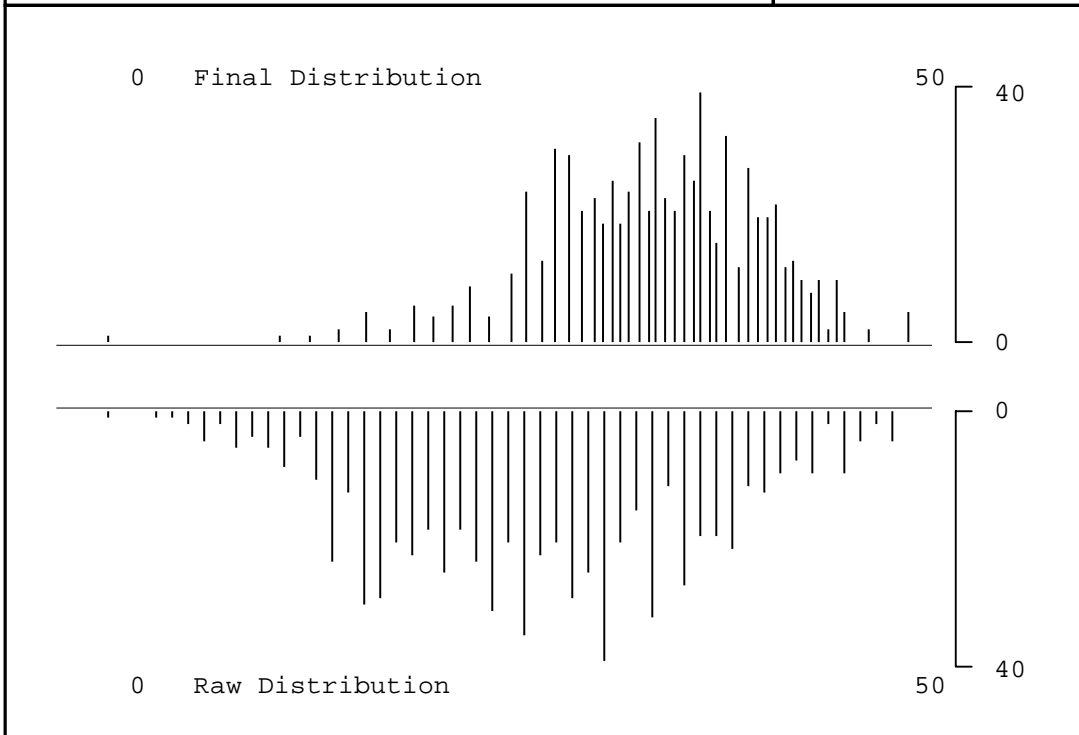


Higher School Certificate Examination 1996

Life Management Studies - 3 unit - 22301

Performance of 3 unit candidates
on the 3 unit Additional Paper

	Raw/50	Initial/50	Final/50		
Mean	27.00	30.54	34.45	Candidature: 760	
Std.Devn	9.67	7.41	6.35		
Minimum	0.00	0.00	0.00		
Median	27.00	30.80	34.80		
Maximum	49.00	48.50	50.00		
				Mapping Points Initial - Final	
Score Group	Freq	% Freq	Cuml Freq	% Cuml Freq	48.5 - 50.0
45 - 50.0	24	3.16	24	3.16	43.5 - 45.0
35 - 44.9	342	45.00	366	48.16	31.0 - 35.0
25 - 34.9	353	46.45	719	94.61	25.0 - 30.0
15 - 24.9	36	4.74	755	99.34	19.0 - 25.0
0 - 14.9	5	0.66	760	100.00	10.5 - 15.0
					0.0 - 0.0




Higher School Certificate Examination 1996

Lithuanian - 2 unit - 21380

Performance of the Single 2 unit candidature

	Raw/100	Initial/50	Final/50	
Mean	100.00	50.00	50.00	Candidature: 1
Std.Devn	0.00	0.00	0.00	
Minimum	100.00	50.00	50.00	
Median	100.00	50.00	50.00	
Maximum	100.00	50.00	50.00	
<p><i>Cumulative frequency proportions are not reported for this scaling model.</i></p>				Mapping Points Initial - Final
				<p>50.0 - 50.0 0.0 - 0.0</p>

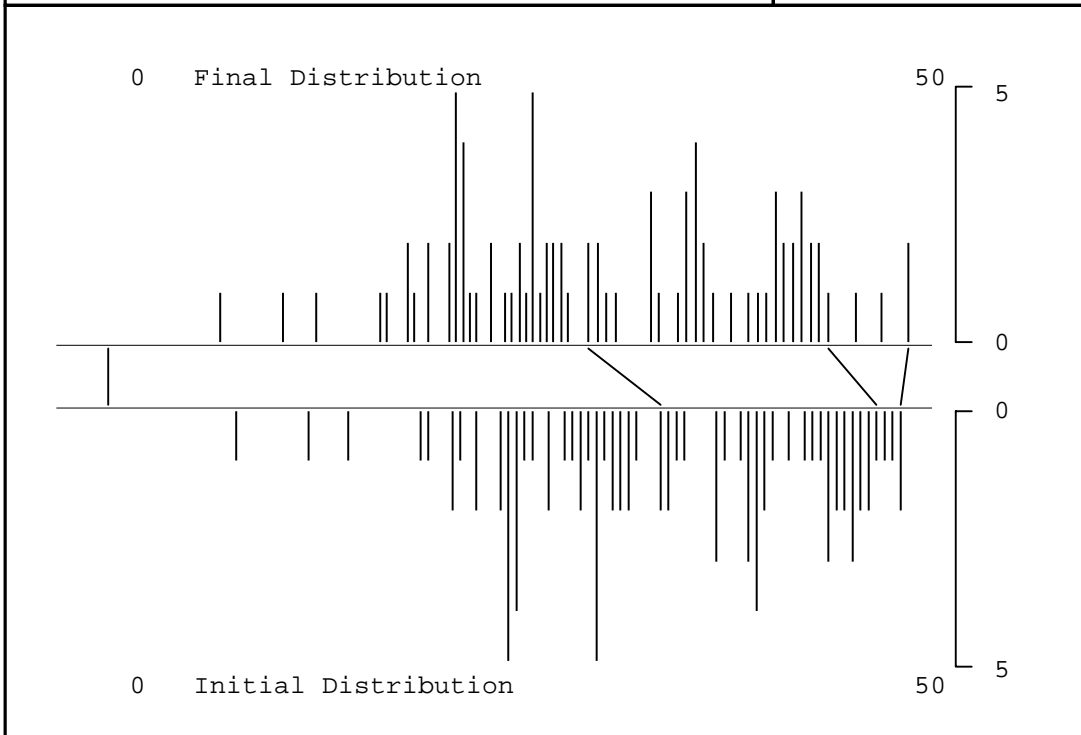


Higher School Certificate Examination 1996

Macedonian - 2 unit - 21390

Performance of the Single 2 unit candidature

	Raw/100	Initial/50	Final/50	
Mean	68.92	34.46	31.07	Candidature: 87
Std.Devn	19.16	9.58	9.64	
Minimum	16.00	8.00	7.00	Mapping Points Initial - Final
Median	69.00	34.50	30.00	
Maximum	99.00	49.50	50.00	
<p><i>Cumulative frequency proportions are not reported for this scaling model.</i></p>				49.5 - 50.0
				48.0 - 45.0
				34.5 - 30.0
				0.0 - 0.0

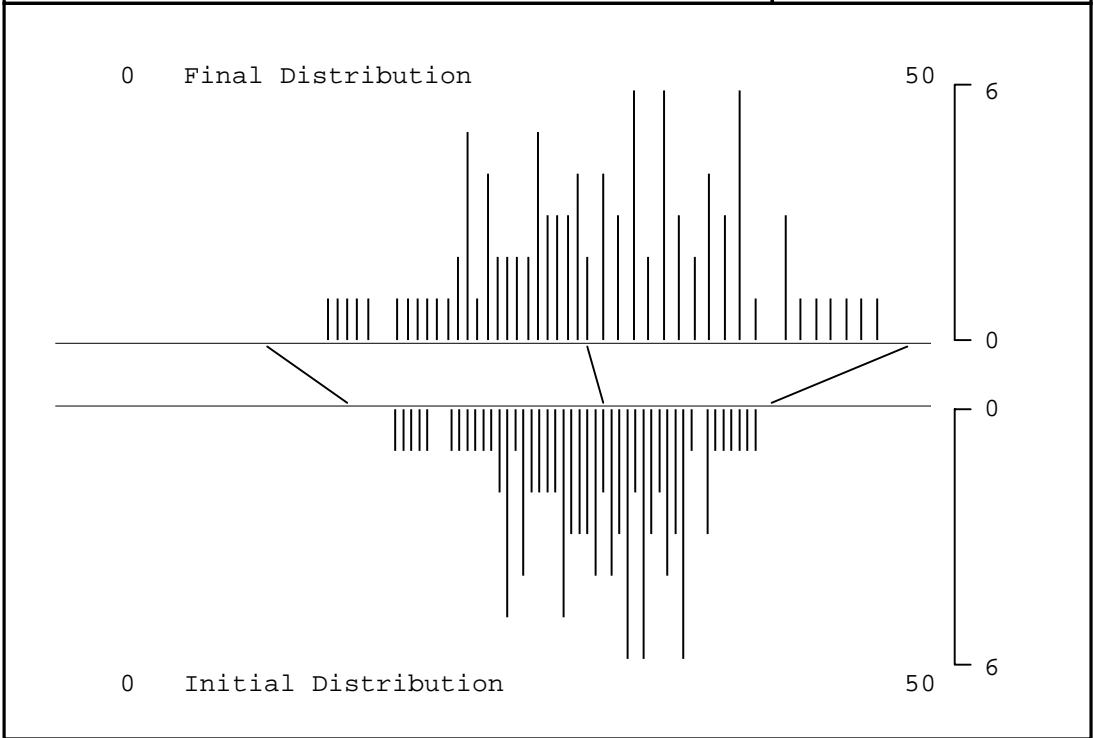


Higher School Certificate Examination 1996

Malay (BS) - 2/3 unit - 21392

Performance of 2 unit candidates
on the 2 unit / 3 unit Common Paper

	Raw/100	Initial/50	Final/50	
Mean	60.94	30.47	30.55	Candidature: 100
Std.Devn	10.26	5.13	7.81	
Minimum	36.00	18.00	13.80	Mapping Points Initial - Final
Median	62.00	31.00	30.00	
Maximum	81.00	40.50	48.10	
<p><i>Cumulative frequency proportions are not reported for this scaling model.</i></p>				41.5 - 50.0
				31.0 - 30.0
				15.0 - 10.0

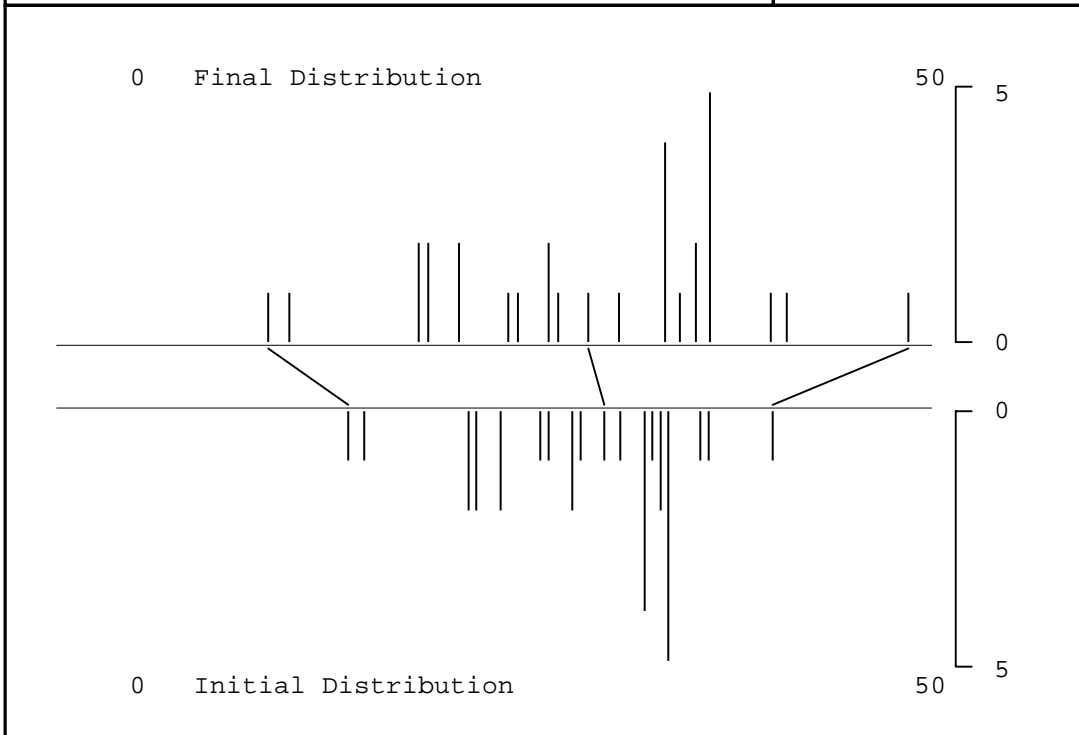


Higher School Certificate Examination 1996

Malay (BS) - 2/3 unit - 21392

Performance of 3 unit candidates
on the 2 unit / 3 unit Common Paper

	Raw/100	Initial/50	Final/50	
Mean	60.27	30.13	30.32	Candidature: 30
Std.Devn	12.55	6.28	9.23	
Minimum	30.00	15.00	10.00	
Median	67.00	33.50	34.80	
Maximum	83.00	41.50	50.00	
<p><i>Cumulative frequency proportions are not reported for this scaling model.</i></p>				Mapping Points Initial - Final
				41.5 - 50.0
				31.0 - 30.0 15.0 - 10.0



Higher School Certificate Examination 1996

Malay (BS) - 3 unit - 21393

Performance of 3 unit candidates
on the 3 unit Additional Paper

	Raw/50	Initial/50	Final/50	
Mean	28.20	29.77	30.77	Candidature: 30
Std.Devn	9.51	7.23	9.06	
Minimum	6.00	7.40	7.20	Mapping Points Initial - Final
Median	28.00	31.80	31.50	
Maximum	46.00	41.50	50.00	

Cumulative frequency proportions are not reported for this scaling model.

41.5 - 50.0
31.0 - 30.0
0.0 - 0.0

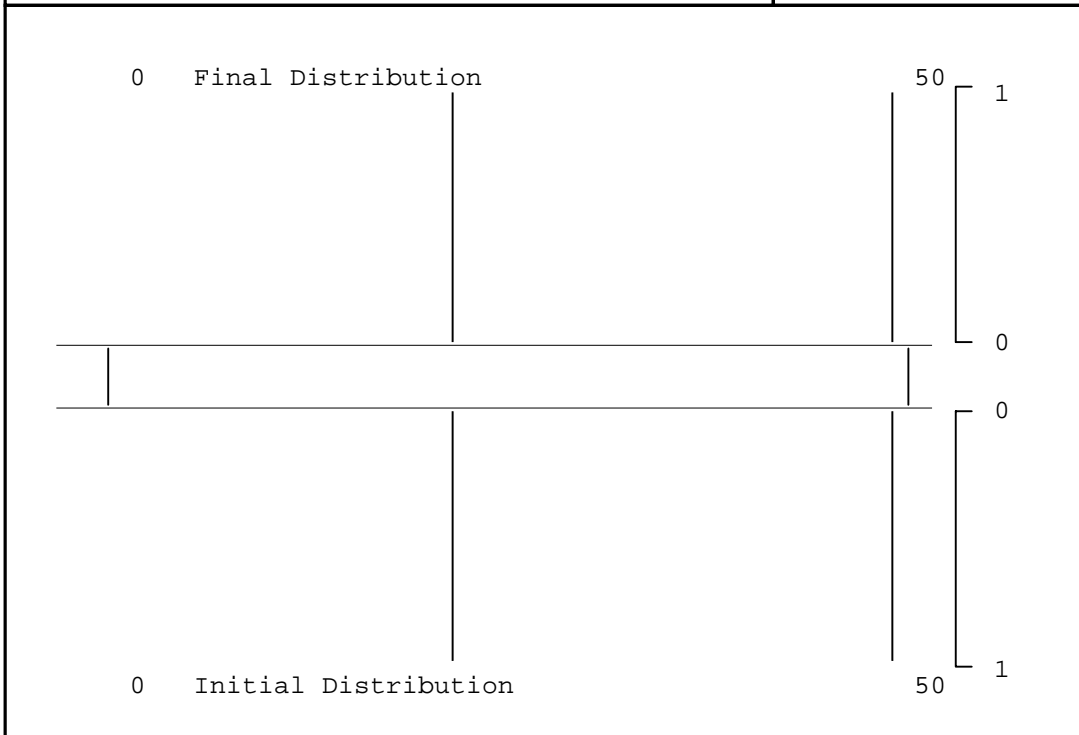


Higher School Certificate Examination 1996

Maltese - 2 unit - 21395

Performance of the Single **2 unit** candidature

	Raw/100	Initial/50	Final/50	
Mean	70.50	35.25	35.25	Candidature: 2
Std.Devn	27.50	13.75	13.75	
Minimum	43.00	21.50	21.50	
Median	98.00	49.00	49.00	
Maximum	98.00	49.00	49.00	
<p><i>Cumulative frequency proportions are not reported for this scaling model.</i></p>				Mapping Points Initial - Final
				50.0 - 50.0 0.0 - 0.0

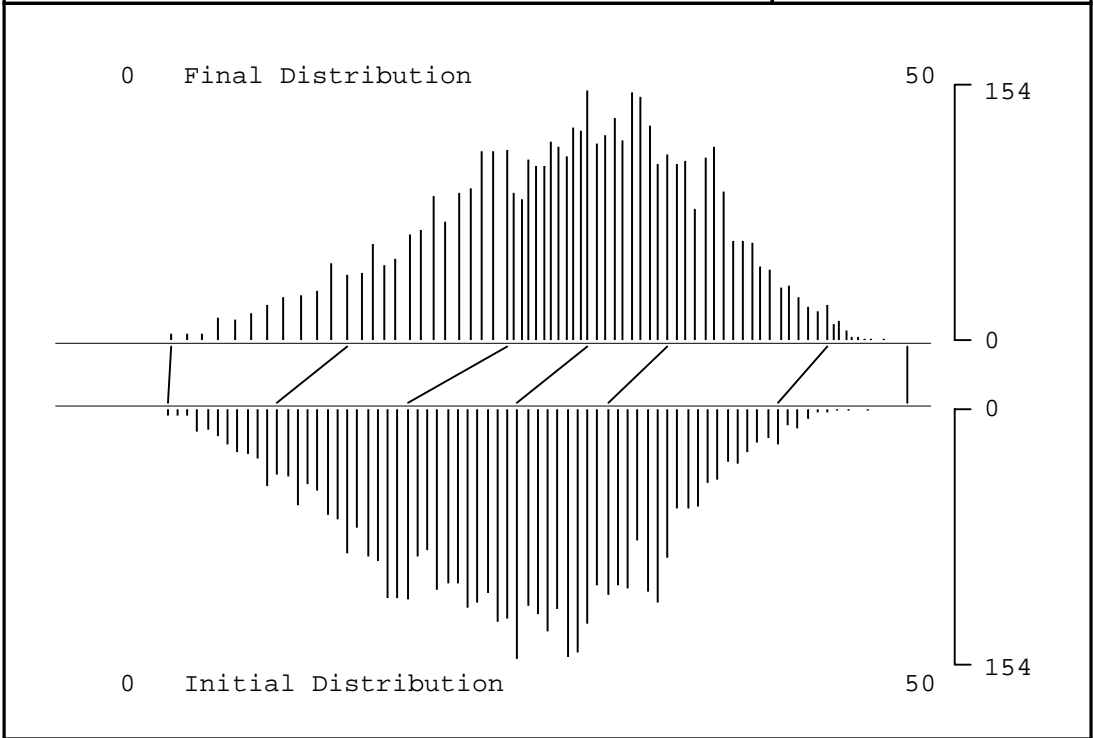


Higher School Certificate Examination 1996

Mathematics in Practice - 2 unit - 20150

Performance of the Single 2 unit candidature

	Raw/80	Initial/50	Final/50		
Mean	39.77	24.87	29.33	Candidature: 4802	
Std.Devn	13.10	8.19	7.70		
Minimum	6.00	3.80	4.00		
Median	41.00	25.60	30.00		
Maximum	76.00	47.50	48.50		
				Mapping Points Initial - Final	
Score Group	Freq	% Freq	Cuml Freq	% Cuml Freq	50.0 - 50.0
45 - 50.0	57	1.19	57	1.19	41.9 - 45.0
35 - 44.9	1143	23.80	1200	24.99	31.3 - 35.0
25 - 34.9	2443	50.87	3643	75.86	25.6 - 30.0
15 - 24.9	948	19.74	4591	95.61	18.8 - 25.0
0 - 14.9	211	4.39	4802	100.00	10.6 - 15.0
					3.8 - 4.0

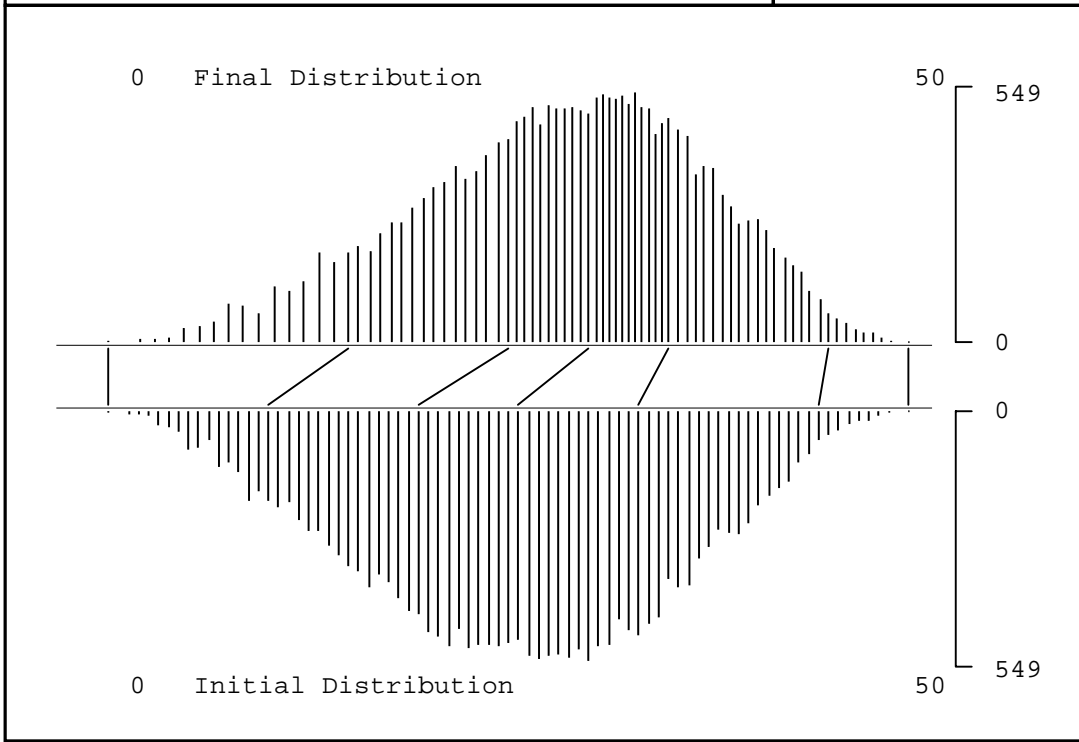


Higher School Certificate Examination 1996

Mathematics in Society - 2 unit - 20160

Performance of the Single 2 unit candidature

	Raw/80	Initial/50	Final/50		
Mean	40.88	25.56	29.22	Candidature: 22401	
Std.Devn	14.87	9.29	8.03		
Minimum	0.00	0.00	0.00		
Median	41.00	25.60	30.00		
Maximum	80.00	50.00	50.00		
				Mapping Points Initial - Final	
Score Group	Freq	% Freq	Cuml Freq	% Cuml Freq	Initial - Final
45 - 50.0	242	1.08	242	1.08	50.0 - 50.0
35 - 44.9	5149	22.99	5391	24.07	44.4 - 45.0
25 - 34.9	11244	50.19	16635	74.26	33.1 - 35.0
15 - 24.9	4656	20.78	21291	95.04	25.6 - 30.0
0 - 14.9	1110	4.96	22401	100.00	19.4 - 25.0
					10.0 - 15.0
					0.0 - 0.0

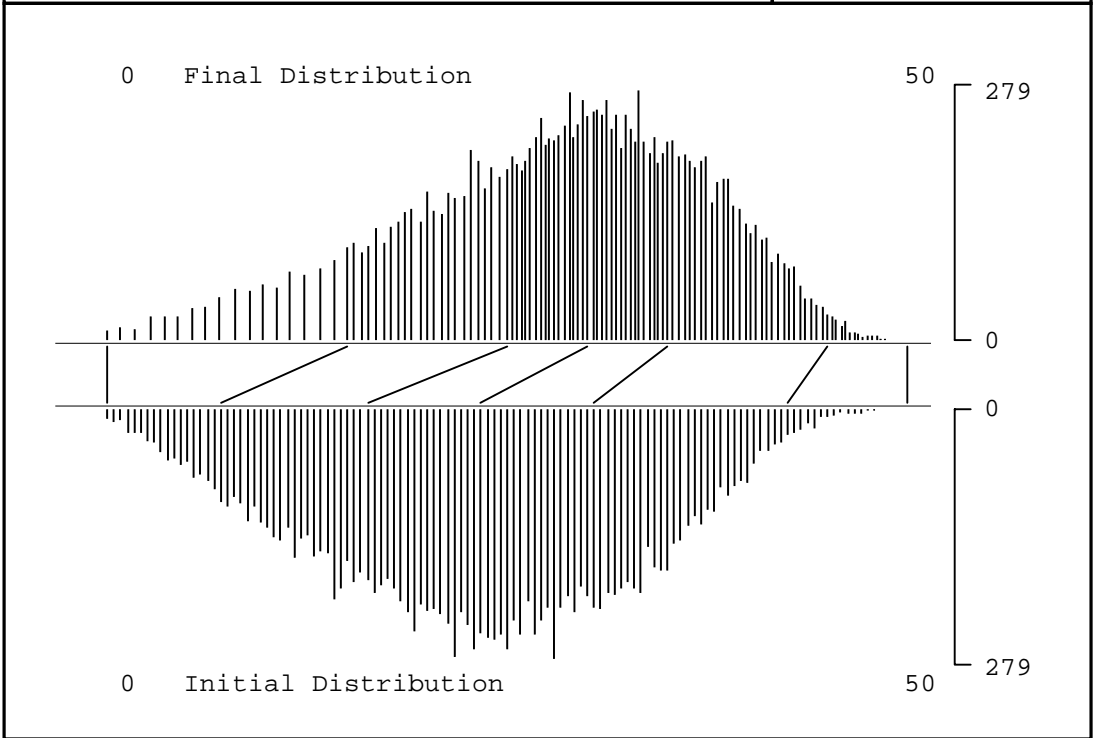


Higher School Certificate Examination 1996

Mathematics - 2/3 unit - 20170

Performance of 2 unit candidates
on the 2 unit / 3 unit Common Paper

	Raw/120	Initial/50	Final/50	
Mean	55.36	23.08	29.26	Candidature: 15971
Std.Devn	22.98	9.58	8.26	
Minimum	0.00	0.00	0.00	
Median	56.00	23.30	30.00	
Maximum	115.00	47.90	48.60	
				Mapping Points Initial - Final
Score	%	Cuml	% Cuml	50.0 - 50.0
Group	Freq	Freq	Freq	42.5 - 45.0
				30.4 - 35.0
45 - 50.0	165	1.03	165	23.3 - 30.0
35 - 44.9	3917	24.53	4082	16.3 - 25.0
25 - 34.9	7868	49.26	11950	7.1 - 15.0
15 - 24.9	3229	20.22	15179	0.0 - 0.0
0 - 14.9	792	4.96	15971	

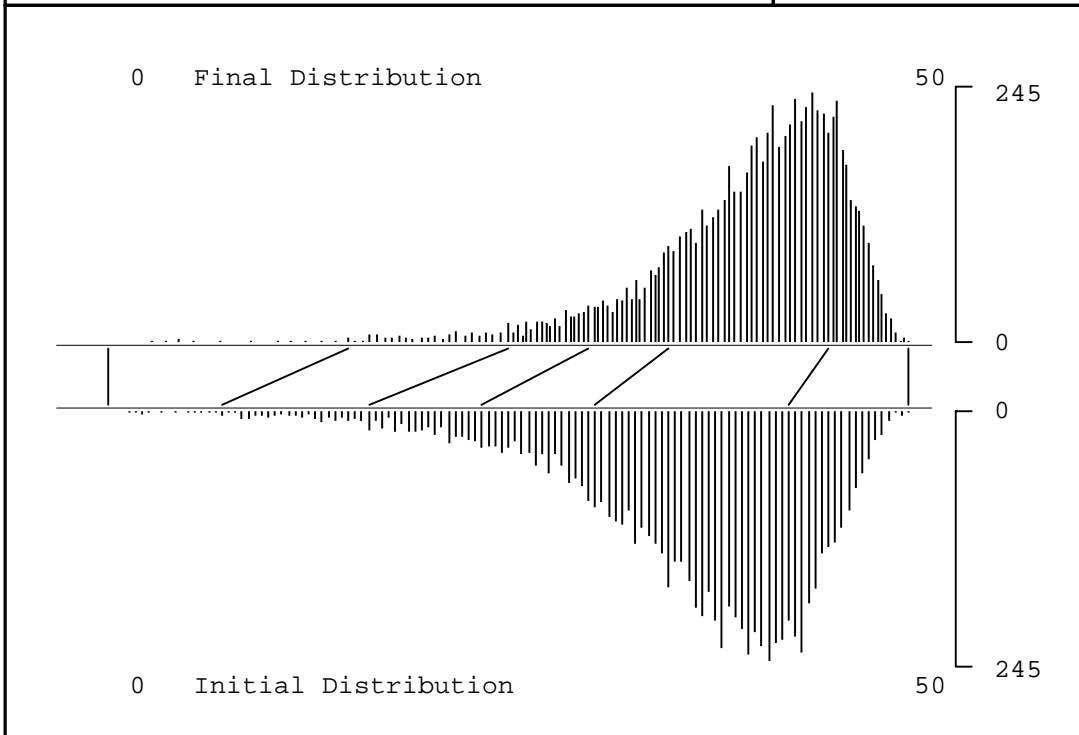


Higher School Certificate Examination 1996

Mathematics - 2/3 unit - 20170

Performance of 3 unit candidates
on the 2 unit / 3 unit Common Paper

	Raw/120	Initial/50	Final/50		
Mean	88.10	36.72	40.23	Candidature: 8099	
Std.Devn	17.81	7.42	5.90		
Minimum	3.00	1.30	2.70		
Median	92.00	38.30	41.50		
Maximum	120.00	50.00	50.00		
				Mapping Points Initial - Final	
Score		%	Cuml	% Cuml	50.0 - 50.0
Group	Freq	Freq	Freq	Freq	42.5 - 45.0
					30.4 - 35.0
45 - 50.0	1893	23.37	1893	23.37	23.3 - 30.0
35 - 44.9	4876	60.20	6769	83.58	16.3 - 25.0
25 - 34.9	1183	14.61	7952	98.18	7.1 - 15.0
15 - 24.9	130	1.61	8082	99.79	0.0 - 0.0
0 - 14.9	17	0.21	8099	100.00	

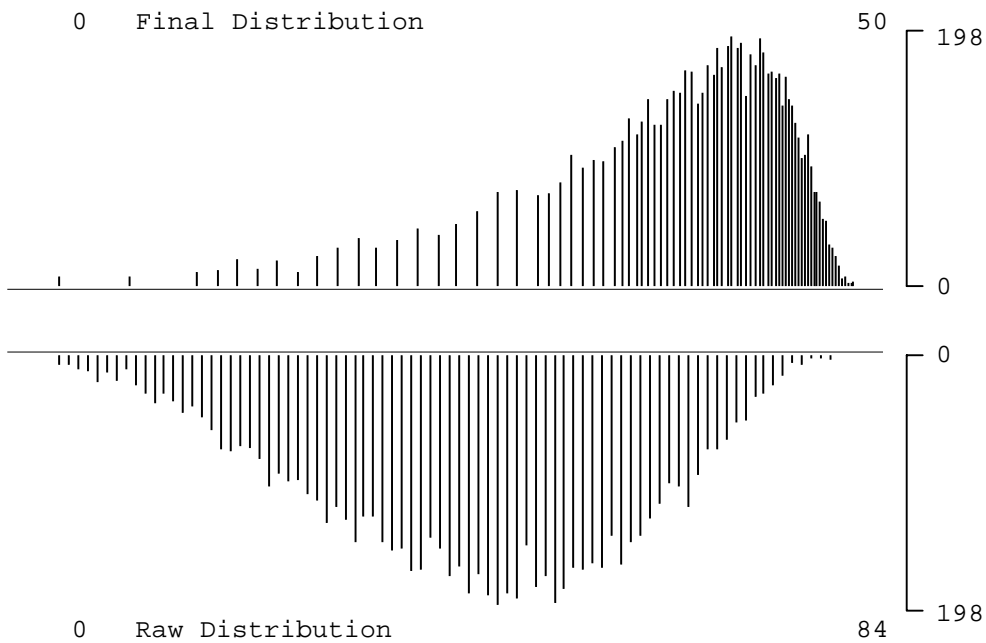


Higher School Certificate Examination 1996

Mathematics - 3 unit - 20171

Performance of 3 unit candidates
on the 3 unit / 4 unit Common Paper

	Raw/84	Initial/50	Final/50		
Mean	43.37	36.51	39.84	Candidature: 8109	
Std.Devn	16.10	7.93	6.98		
Minimum	0.00	0.00	0.00		
Median	45.00	38.60	41.80		
Maximum	81.00	49.40	49.60		
				Mapping Points Initial - Final	
Score Group	Freq	% Freq	Cuml Freq	% Cuml Freq	50.0 - 50.0
45 - 50.0	1889	23.30	1889	23.30	42.5 - 45.0
35 - 44.9	4872	60.08	6761	83.38	30.4 - 35.0
25 - 34.9	947	11.68	7708	95.05	23.3 - 30.0
15 - 24.9	295	3.64	8003	98.69	0.0 - 0.0
0 - 14.9	106	1.31	8109	100.00	



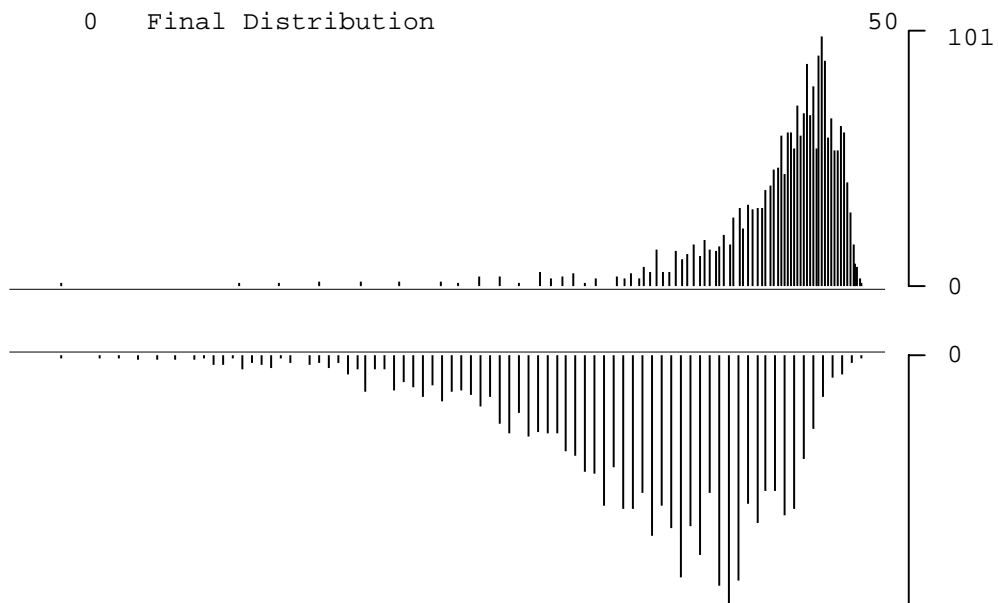
Higher School Certificate Examination 1996

Mathematics - 3 unit - 20171

Performance of 4 unit candidates
on the 3 unit / 4 unit Common Paper

	Raw/84	Initial/50	Final/50		
Mean	61.10	43.38	45.34	Candidature: 2200	
Std.Devn	13.28	4.97	3.99		
Minimum	0.00	0.00	0.00		
Median	64.00	44.60	46.40		
Maximum	84.00	50.00	50.00		
				Mapping Points Initial - Final	
Score Group	Freq	% Freq	Cuml Freq	% Cuml Freq	50.0 - 50.0
45 - 50.0	1546	70.27	1546	70.27	42.5 - 45.0
35 - 44.9	607	27.59	2153	97.86	30.4 - 35.0
25 - 34.9	35	1.59	2188	99.45	23.3 - 30.0
15 - 24.9	9	0.41	2197	99.86	0.0 - 0.0
0 - 14.9	3	0.14	2200	100.00	

0 Final Distribution



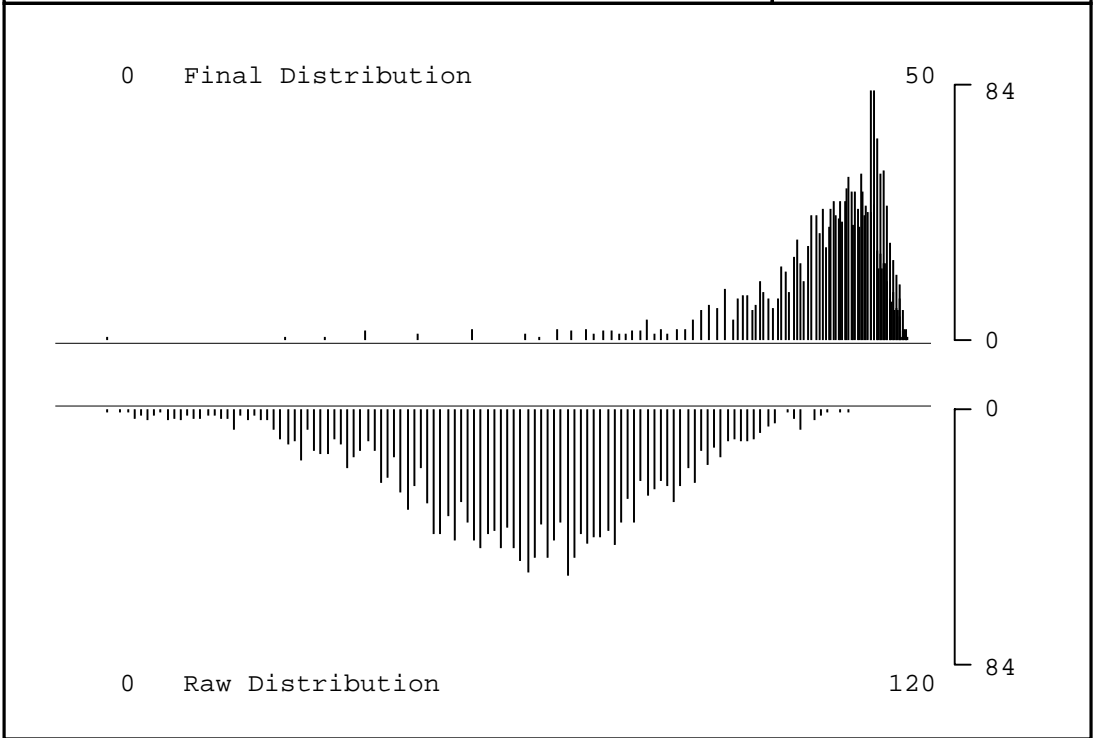
0 Raw Distribution

Higher School Certificate Examination 1996

Mathematics - 4 unit - 20172

Performance of 4 unit candidates
on the 4 unit Additional Paper

	Raw/120	Initial/50	Final/50		
Mean	62.08	43.39	45.35	Candidature: 2202	
Std.Devn	18.88	5.02	4.03		
Minimum	0.00	0.00	0.00		
Median	63.00	44.50	46.30		
Maximum	111.00	50.00	50.00		
				Mapping Points Initial - Final	
Score Group	Freq	% Freq	Cuml Freq	% Cuml Freq	50.0 - 50.0
45 - 50.0	1531	69.53	1531	69.53	42.5 - 45.0
35 - 44.9	614	27.88	2145	97.41	30.4 - 35.0
25 - 34.9	45	2.04	2190	99.46	23.3 - 30.0
15 - 24.9	9	0.41	2199	99.86	0.0 - 23.3
0 - 14.9	3	0.14	2202	100.00	0.0 - 0.0

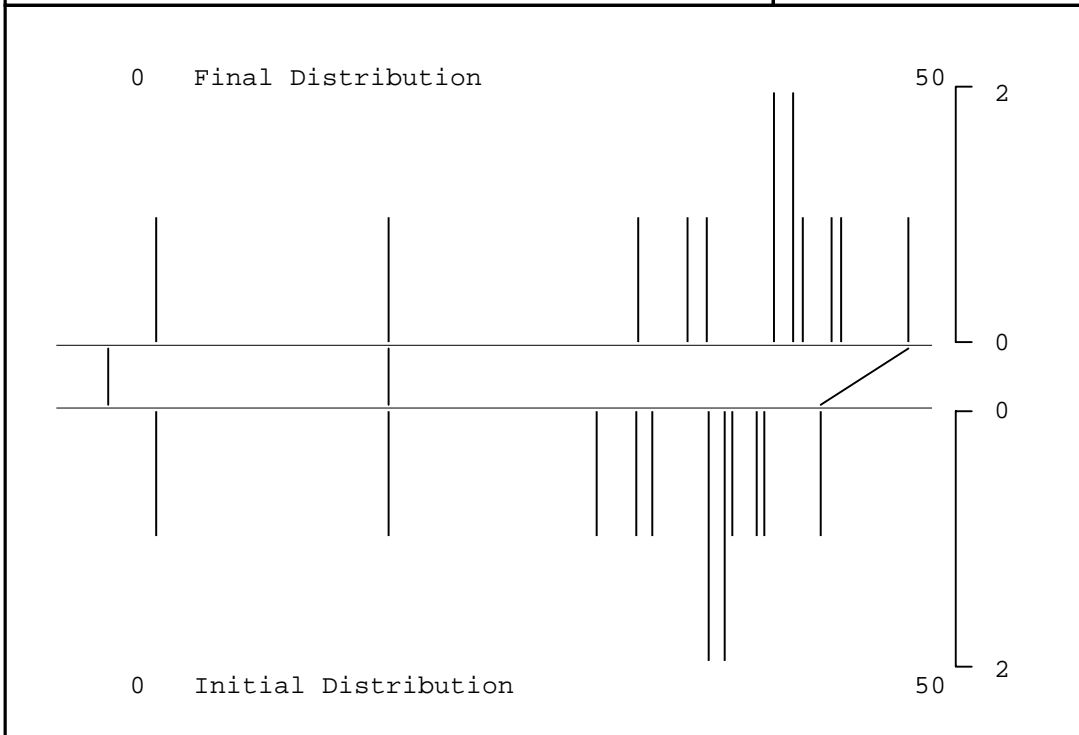


Higher School Certificate Examination 1996

Modern Greek Z - 2 unit - 21400

Performance of the Single 2 unit candidature

	Raw/100	Initial/50	Final/50	
Mean	66.92	33.46	36.95	Candidature: 13
Std.Devn	21.73	10.86	12.45	
Minimum	6.00	3.00	3.00	Mapping Points Initial - Final 44.5 - 50.0 17.5 - 17.5 0.0 - 0.0
Median	75.00	37.50	41.60	
Maximum	89.00	44.50	50.00	
<i>Cumulative frequency proportions are not reported for this scaling model.</i>				

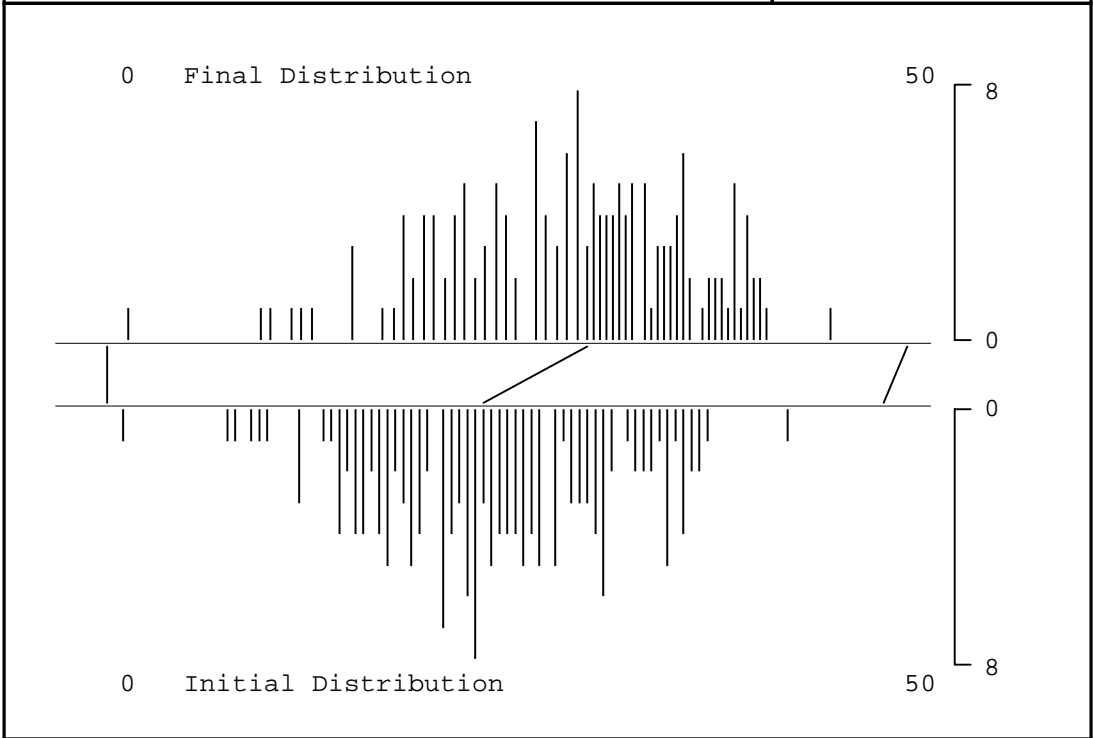


Higher School Certificate Examination 1996

Modern Greek - 2/3 unit - 21402

Performance of 2 unit candidates
on the 2 unit / 3 unit Common Paper

	Raw/100	Initial/50	Final/50	
Mean	47.87	23.94	29.06	Candidature: 165
Std.Devn	14.53	7.26	7.54	
Minimum	2.00	1.00	1.30	Mapping Points Initial - Final
Median	47.00	23.50	30.00	
Maximum	85.00	42.50	45.20	
<i>Cumulative frequency proportions are not reported for this scaling model.</i>				48.5 - 50.0
				23.5 - 30.0
				0.0 - 0.0

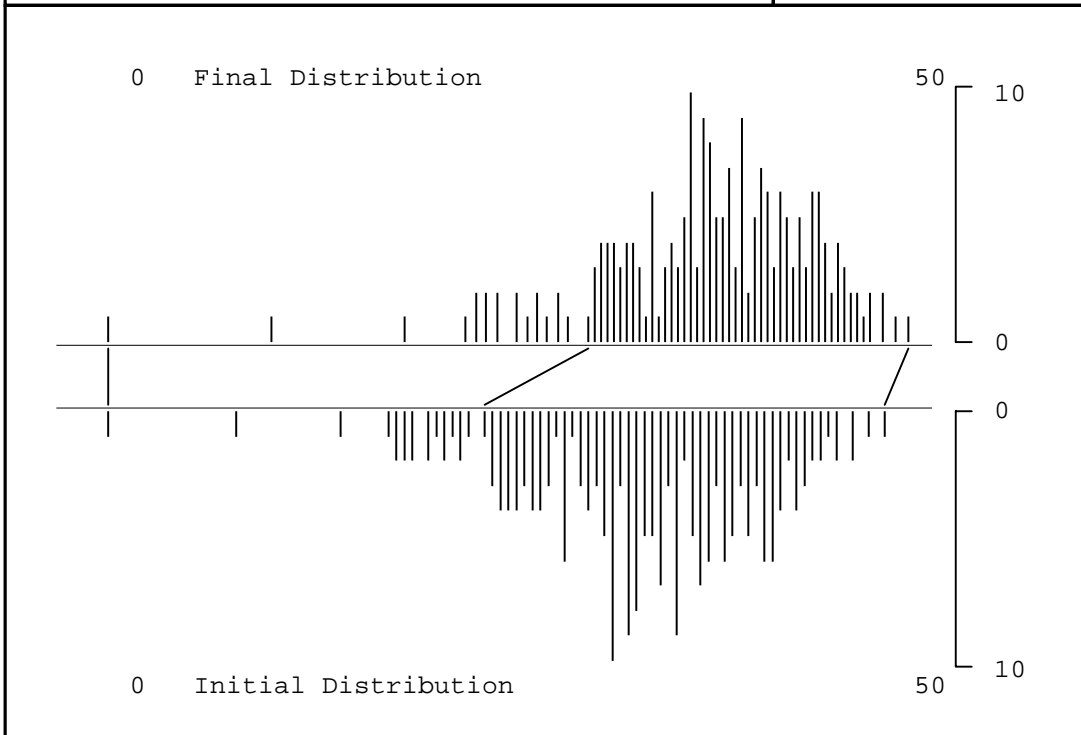


Higher School Certificate Examination 1996

Modern Greek - 2/3 unit - 21402

Performance of 3 unit candidates
on the 2 unit / 3 unit Common Paper

	Raw/100	Initial/50	Final/50	
Mean	66.38	33.19	37.52	Candidature: 212
Std.Devn	15.04	7.52	6.71	
Minimum	0.00	0.00	0.00	Mapping Points Initial - Final
Median	67.00	33.50	38.00	
Maximum	97.00	48.50	50.00	
<p><i>Cumulative frequency proportions are not reported for this scaling model.</i></p>				48.5 - 50.0
				23.5 - 30.0
				0.0 - 0.0

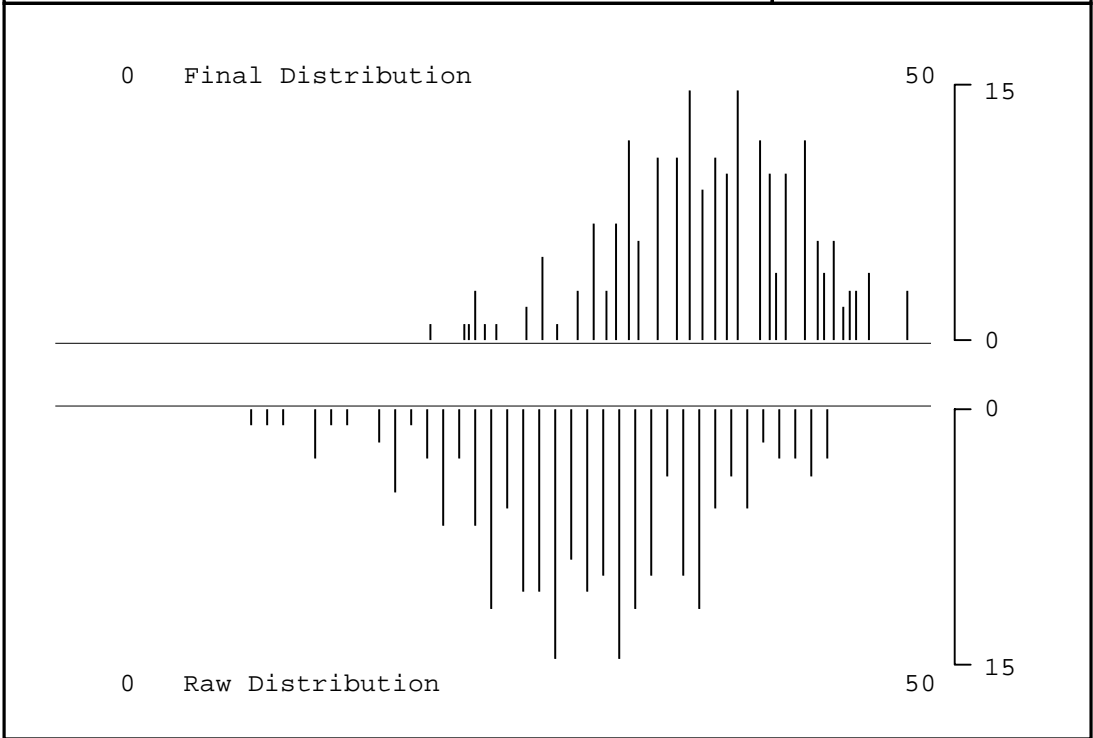


Higher School Certificate Examination 1996

Modern Greek - 3 unit - 21403

Performance of 3 unit candidates
on the 3 unit Additional Paper

	Raw/50	Initial/50	Final/50	
Mean	30.00	33.28	37.68	Candidature: 215
Std.Devn	7.28	7.03	5.94	
Minimum	9.00	15.80	20.20	Mapping Points Initial - Final
Median	30.00	33.50	38.00	
Maximum	45.00	48.50	50.00	
<p><i>Cumulative frequency proportions are not reported for this scaling model.</i></p>				48.5 - 50.0
				23.5 - 30.0
				0.0 - 0.0

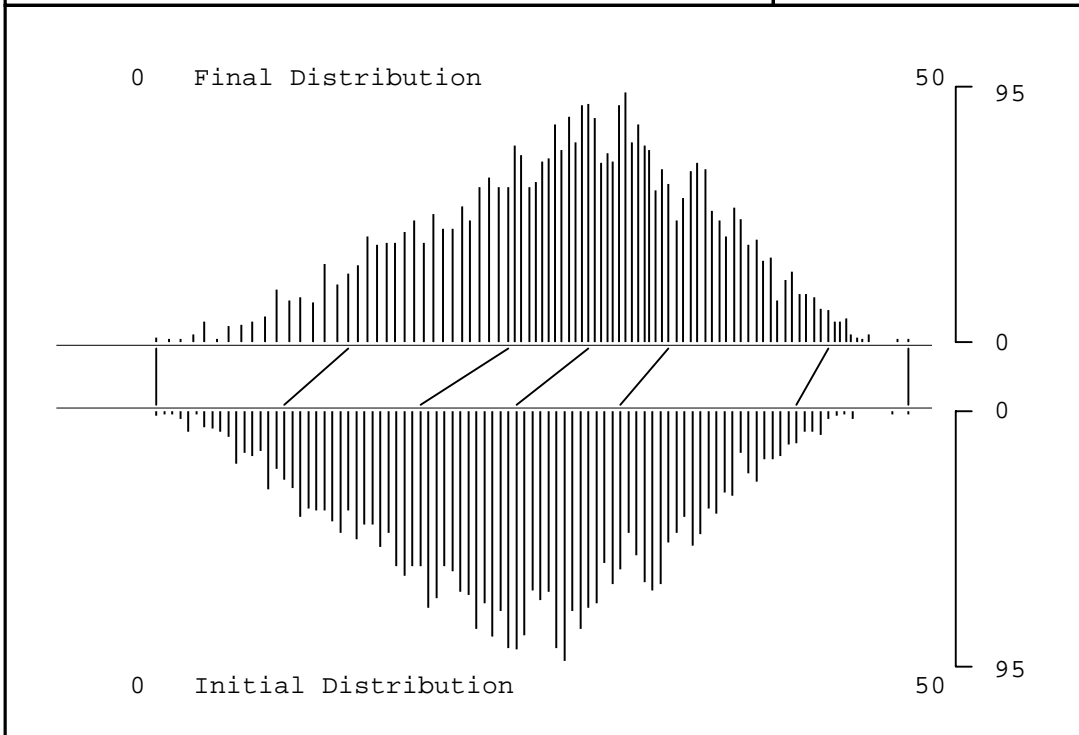


Higher School Certificate Examination 1996

Modern History (People and Events) - 2 unit - 20690

Performance of the Single 2 unit candidature

	Raw/100	Initial/50	Final/50		
Mean	50.92	25.46	29.41	Candidature: 3702	
Std.Devn	17.09	8.55	7.93		
Minimum	6.00	3.00	3.00		
Median	51.00	25.50	30.00		
Maximum	100.00	50.00	50.00		
				Mapping Points Initial - Final	
Score		%	Cuml	% Cuml	50.0 - 50.0
Group	Freq	Freq	Freq	Freq	43.0 - 45.0
					32.0 - 35.0
45 - 50.0	48	1.30	48	1.30	25.5 - 30.0
35 - 44.9	866	23.39	914	24.69	19.5 - 25.0
25 - 34.9	1873	50.59	2787	75.28	11.0 - 15.0
15 - 24.9	748	20.21	3535	95.49	3.0 - 3.0
0 - 14.9	167	4.51	3702	100.00	

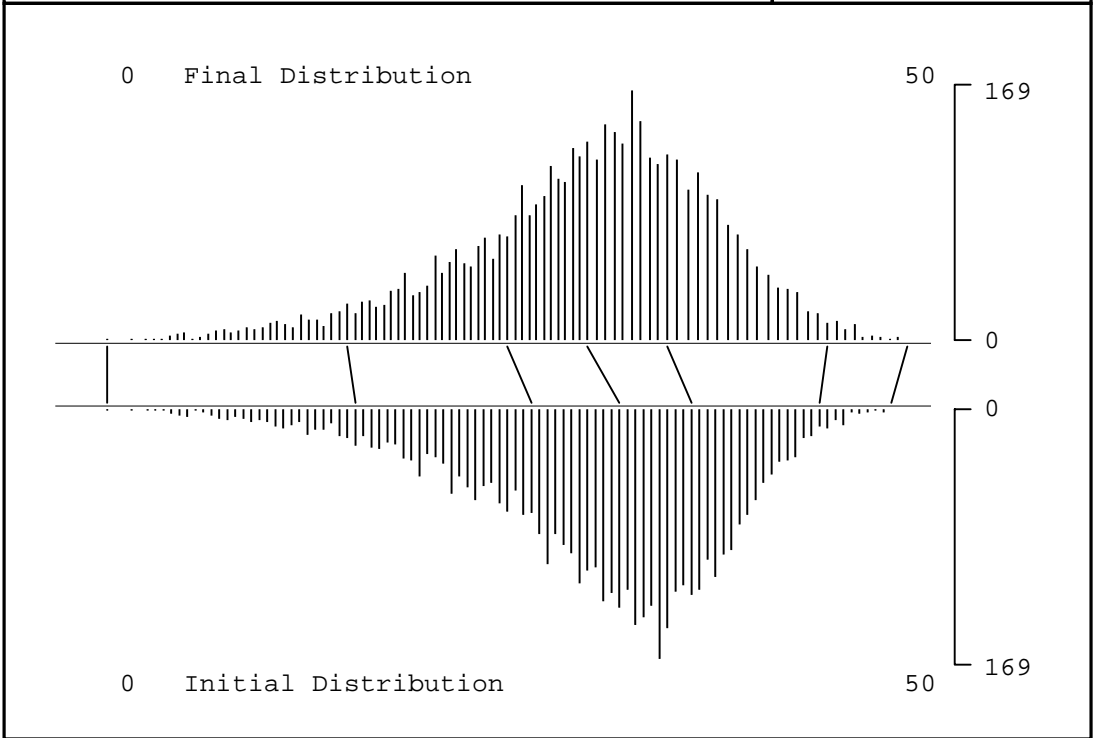


Higher School Certificate Examination 1996

Modern History - 2/3 unit - 20700

Performance of 2 unit candidates
on the 2 unit / 3 unit Common Paper

	Raw/100	Initial/50	Final/50		
Mean	61.39	30.69	29.37	Candidature: 4667	
Std.Devn	15.53	7.76	7.76		
Minimum	0.00	0.00	0.00		
Median	64.00	32.00	30.00		
Maximum	97.00	48.50	49.40		
				Mapping Points Initial - Final	
Score Group	Freq	% Freq	Cuml Freq	% Cuml Freq	49.0 - 50.0
45 - 50.0	54	1.16	54	1.16	44.5 - 45.0
35 - 44.9	1104	23.66	1158	24.81	36.5 - 35.0
25 - 34.9	2359	50.55	3517	75.36	32.0 - 30.0
15 - 24.9	937	20.08	4454	95.44	26.5 - 25.0
0 - 14.9	213	4.56	4667	100.00	15.5 - 15.0
					0.0 - 0.0

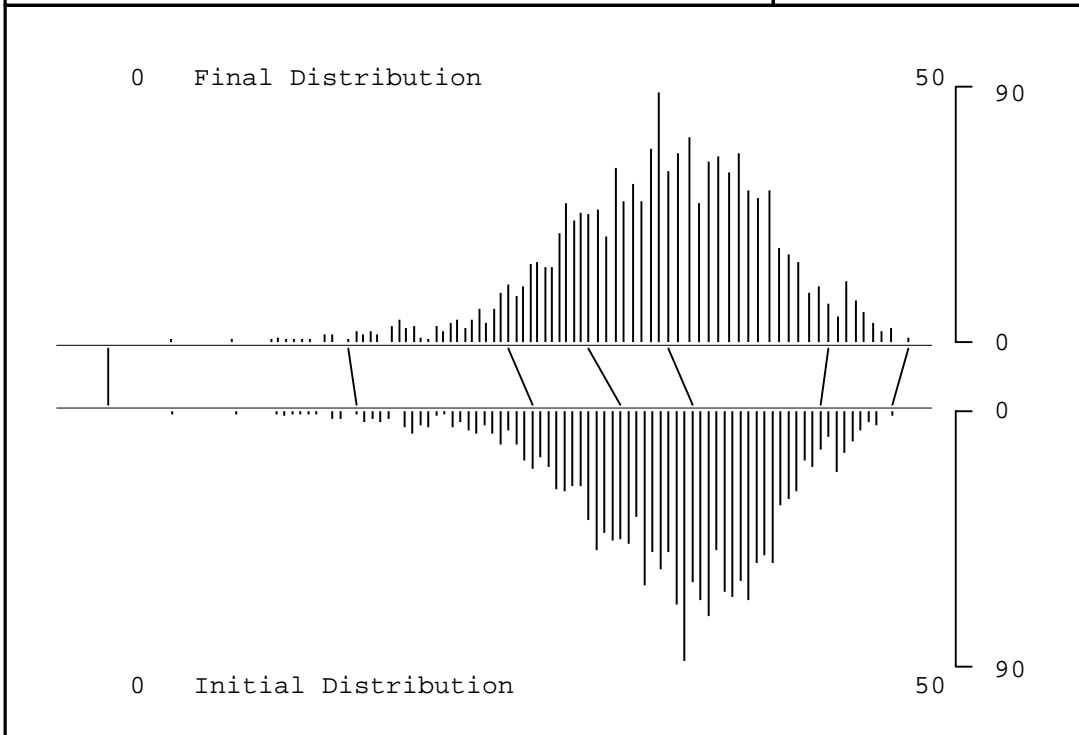


Higher School Certificate Examination 1996

Modern History - 2/3 unit - 20700

Performance of 3 unit candidates
on the 2 unit / 3 unit Common Paper

	Raw/100	Initial/50	Final/50		
Mean	70.38	35.19	34.04	Candidature: 1907	
Std.Devn	12.43	6.22	6.68		
Minimum	8.00	4.00	3.90		
Median	72.00	36.00	34.40		
Maximum	98.00	49.00	50.00		
				Mapping Points Initial - Final	
Score Group	Freq	% Freq	Cuml Freq	% Cuml Freq	Initial - Final
45 - 50.0	89	4.67	89	4.67	49.0 - 50.0
35 - 44.9	810	42.48	899	47.14	44.5 - 45.0
25 - 34.9	863	45.25	1762	92.40	36.5 - 35.0
15 - 24.9	130	6.82	1892	99.21	32.0 - 30.0
0 - 14.9	15	0.79	1907	100.00	26.5 - 25.0
					15.5 - 15.0
					0.0 - 0.0



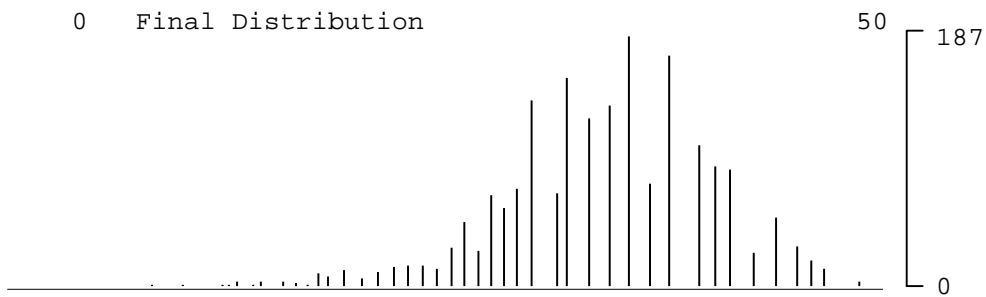
Higher School Certificate Examination 1996

Modern History - 3 unit - 20701

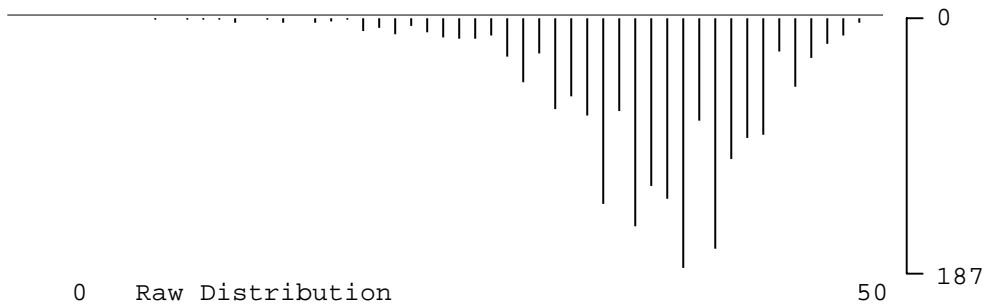
Performance of 3 unit candidates
on the 3 unit Additional Paper

	Raw/50	Initial/50	Final/50		
Mean	37.06	34.99	33.81	Candidature: 1911	
Std.Devn	6.11	6.23	6.68		
Minimum	6.00	6.00	5.80		
Median	38.00	36.00	34.40		
Maximum	50.00	49.00	50.00		
				Mapping Points Initial - Final	
Score Group	Freq	% Freq	Cuml Freq	% Cuml Freq	49.0 - 50.0
45 - 50.0	65	3.40	65	3.40	44.5 - 45.0
35 - 44.9	796	41.65	861	45.05	36.5 - 35.0
25 - 34.9	900	47.10	1761	92.15	32.0 - 30.0
15 - 24.9	133	6.96	1894	99.11	26.5 - 25.0
0 - 14.9	17	0.89	1911	100.00	15.5 - 15.0
					0.0 - 0.0

0 Final Distribution



0 Raw Distribution



Higher School Certificate Examination 1996

Music (AMEB) - 2 unit - 22240

Performance of the Single 2 unit candidature

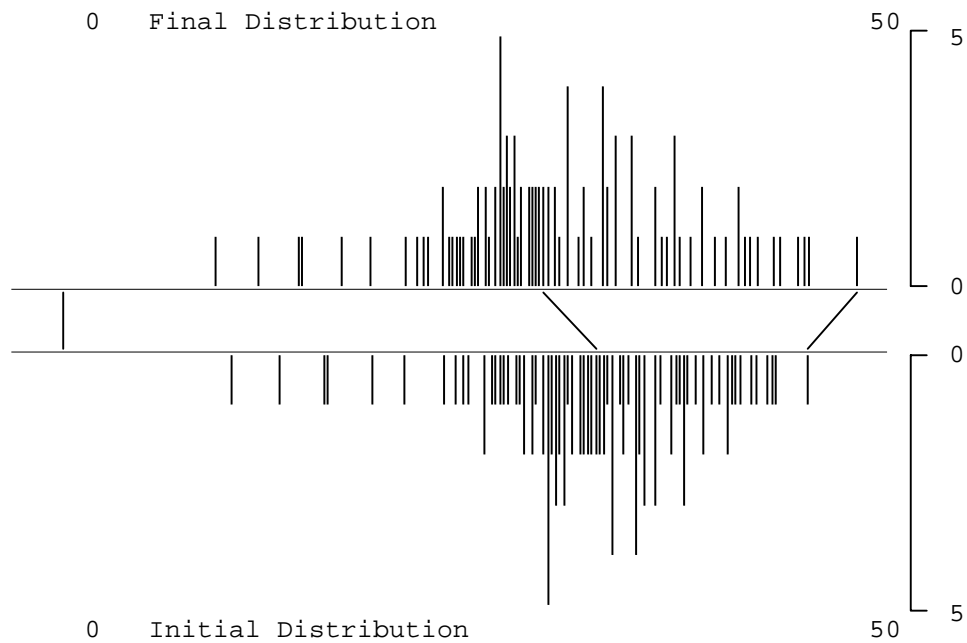
	Raw/200	Initial/50	Final/50
Mean	131.94	33.01	31.07
Std.Devn	25.90	6.47	7.45
Minimum	42.00	10.50	9.50
Median	133.00	33.30	30.00
Maximum	186.00	46.50	49.60

Candidature:
104

Mapping Points
Initial - Final

46.5 - 49.6
33.3 - 30.0
0.0 - 0.0

Cumulative frequency proportions are not reported for this scaling model.

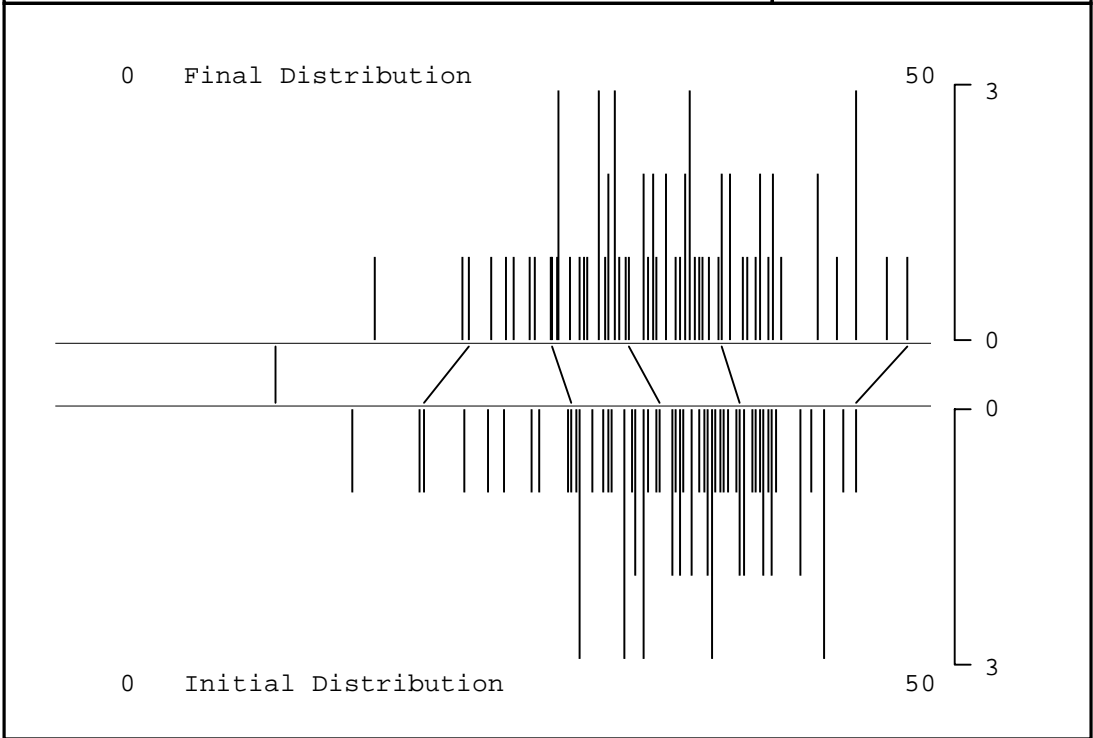


Higher School Certificate Examination 1996

Music (AMEB) - 3 unit - 22241

Performance of the Single 3 unit candidature

	Raw/200	Initial/50	Final/50	
Mean	141.07	35.29	34.68	Candidature: 71
Std.Devn	25.96	6.49	6.72	
Minimum	61.00	15.30	16.70	Mapping Points Initial - Final
Median	144.00	36.00	34.30	
Maximum	187.00	46.80	50.00	
<p><i>Cumulative frequency proportions are not reported for this scaling model.</i></p>				46.8 - 50.0
				39.5 - 38.4
				34.5 - 32.6
				29.0 - 27.8
				19.8 - 22.6
				10.5 - 10.5

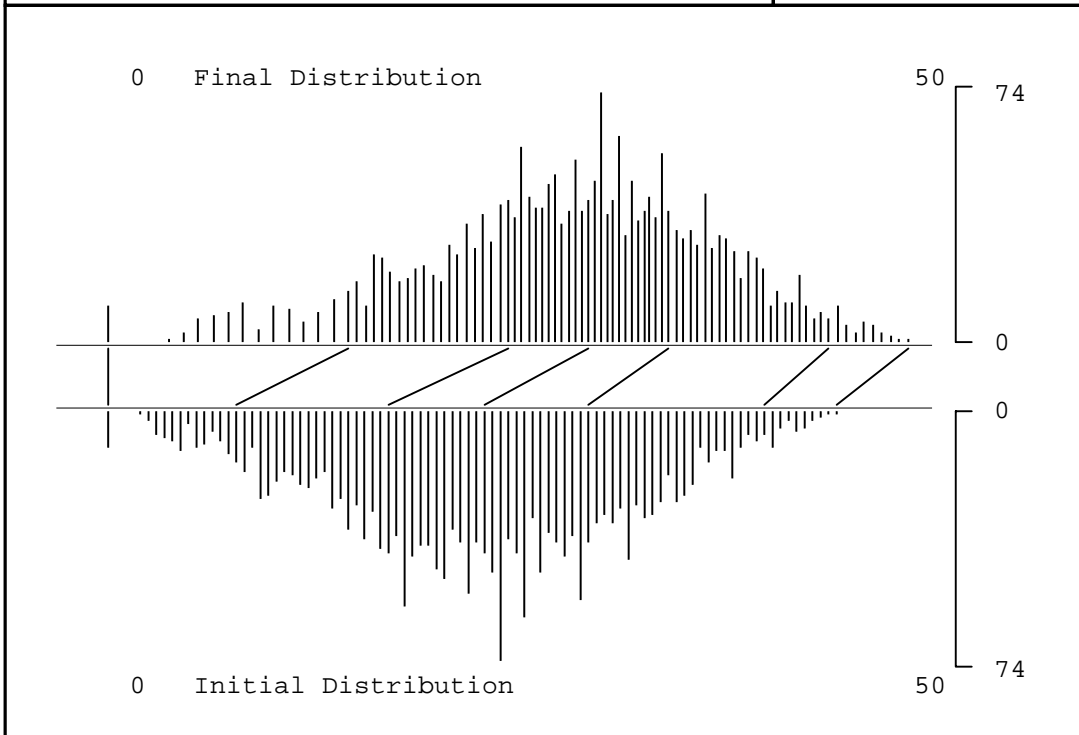


Higher School Certificate Examination 1996

Music(Board) Course 1 - 2 unit - 22230

Performance of the Single 2 unit candidature

	Raw/100	Initial/50	Final/50		
Mean	46.61	23.31	29.33	Candidature: 2248	
Std.Devn	17.98	8.99	8.36		
Minimum	0.00	0.00	0.00		
Median	47.00	23.50	30.00		
Maximum	91.00	45.50	50.00		
				Mapping Points Initial - Final	
Score		%	Cuml	% Cuml	45.5 - 50.0
Group	Freq	Freq	Freq	Freq	41.0 - 45.0
					30.0 - 35.0
45 - 50.0	44	1.96	44	1.96	23.5 - 30.0
35 - 44.9	517	23.00	561	24.96	17.5 - 25.0
25 - 34.9	1120	49.82	1681	74.78	8.0 - 15.0
15 - 24.9	463	20.60	2144	95.37	0.0 - 0.0
0 - 14.9	104	4.63	2248	100.00	

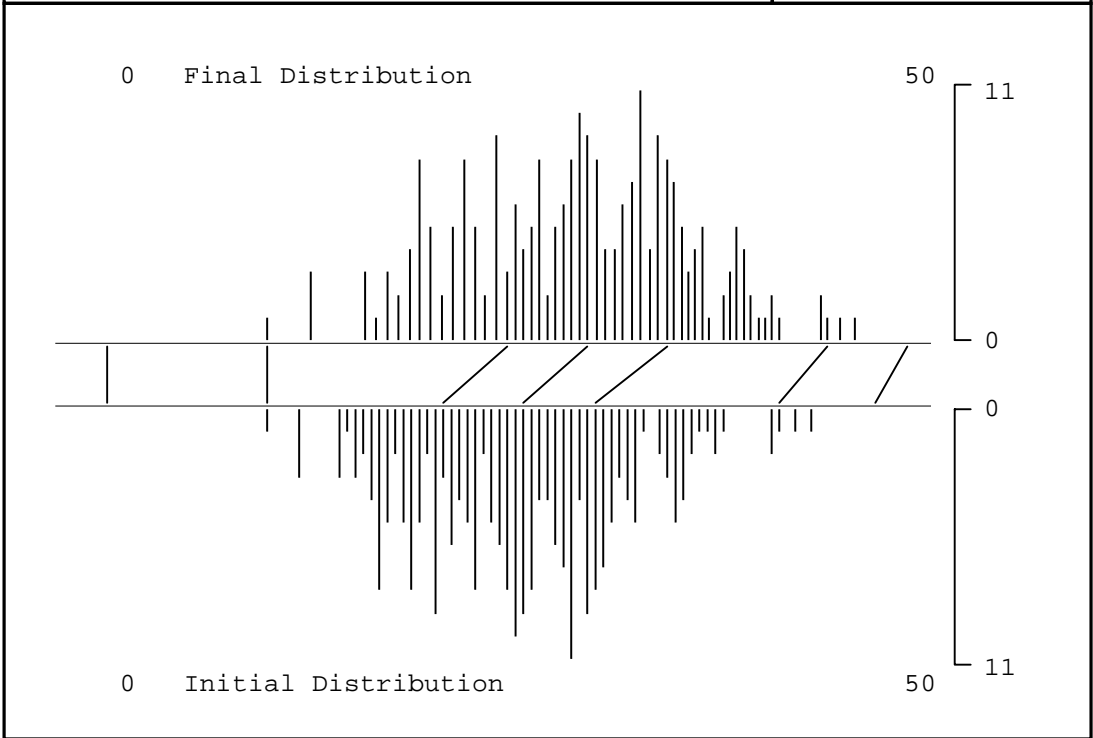


Higher School Certificate Examination 1996

Music(Board) - 2/3 unit - 22231

Performance of 2 unit candidates
on the 2 unit / 3 unit Common Paper

	Raw/100	Initial/50	Final/50		
Mean	51.64	25.82	29.57	Candidature: 239	
Std.Devn	12.94	6.47	6.95		
Minimum	20.00	10.00	10.00		
Median	52.00	26.00	30.00		
Maximum	88.00	44.00	46.70		
				Mapping Points Initial - Final	
Score Group	Freq	% Freq	Cuml Freq	% Cuml Freq	48.0 - 50.0
45 - 50.0	3	1.26	3	1.26	42.0 - 45.0
35 - 44.9	56	23.43	59	24.69	30.5 - 35.0
25 - 34.9	119	49.79	178	74.48	26.0 - 30.0
15 - 24.9	57	23.85	235	98.33	21.0 - 25.0
0 - 14.9	4	1.67	239	100.00	10.0 - 10.0
					0.0 - 0.0

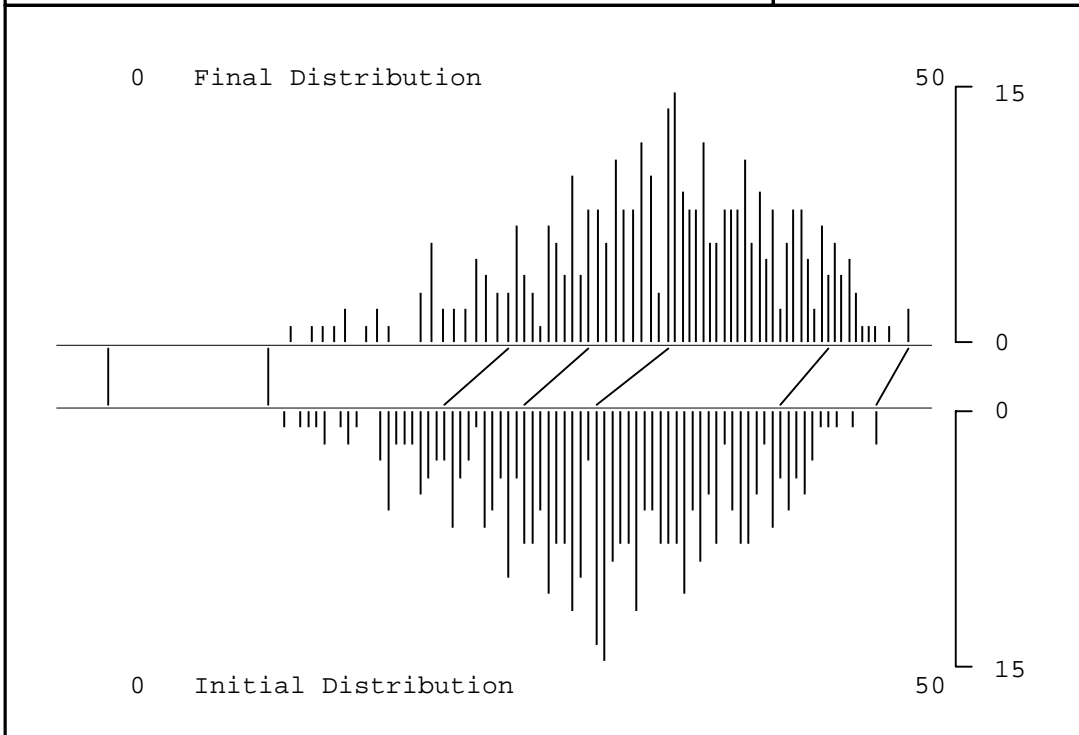


Higher School Certificate Examination 1996

Music(Board) - 2/3 unit - 22231

Performance of 3 unit candidates
on the 2 unit / 3 unit Common Paper

	Raw/100	Initial/50	Final/50		
Mean	62.00	31.00	34.76	Candidature: 367	
Std.Devn	14.93	7.47	7.47		
Minimum	22.00	11.00	11.40		
Median	62.00	31.00	35.40		
Maximum	96.00	48.00	50.00		
				Mapping Points Initial - Final	
Score Group	Freq	% Freq	Cuml Freq	% Cuml Freq	Initial - Final
45 - 50.0	28	7.63	28	7.63	48.0 - 50.0
35 - 44.9	179	48.77	207	56.40	42.0 - 45.0
25 - 34.9	123	33.51	330	89.92	30.5 - 35.0
15 - 24.9	31	8.45	361	98.37	26.0 - 30.0
0 - 14.9	6	1.63	367	100.00	21.0 - 25.0
					10.0 - 10.0
					0.0 - 0.0

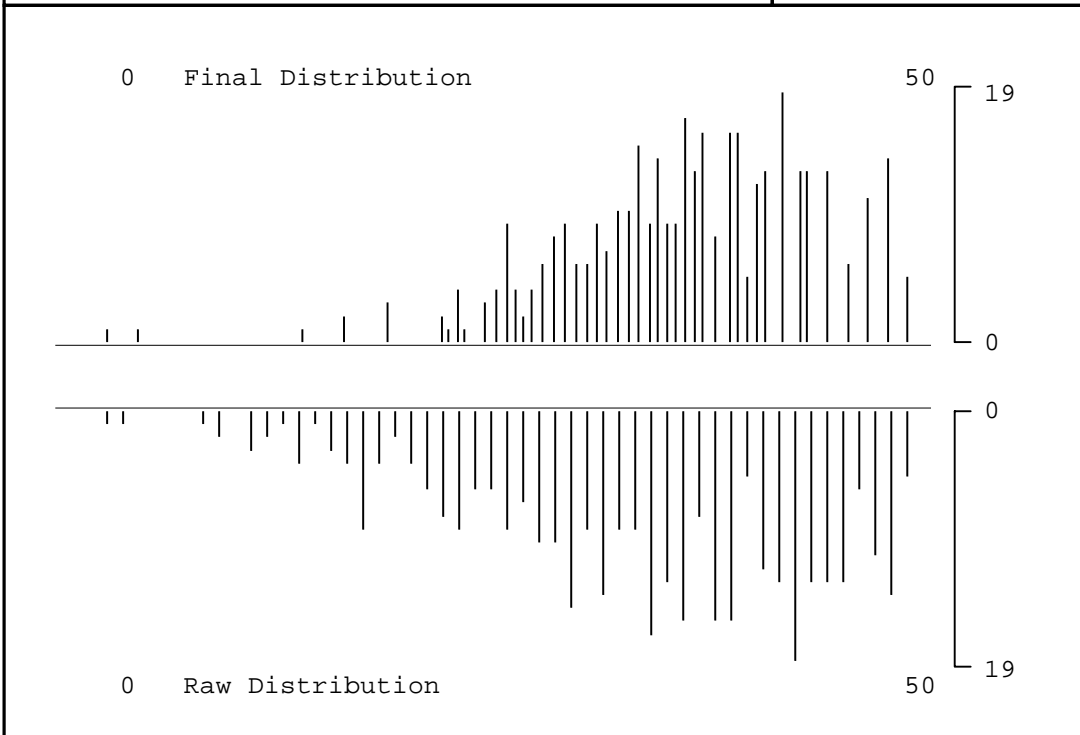


Higher School Certificate Examination 1996

Music(Board) - 3 unit - 22232

Performance of 3 unit candidates
on the 3 unit Additional Paper

	Raw/50	Initial/50	Final/50		
Mean	33.53	32.42	36.14	Candidature: 379	
Std.Devn	10.60	7.84	7.66		
Minimum	0.00	0.00	0.00		
Median	35.00	32.40	36.70		
Maximum	50.00	48.00	50.00		
				Mapping Points Initial - Final	
Score Group	Freq	% Freq	Cuml Freq	% Cuml Freq	48.0 - 50.0
45 - 50.0	49	12.93	49	12.93	42.0 - 45.0
35 - 44.9	179	47.23	228	60.16	30.5 - 35.0
25 - 34.9	128	33.77	356	93.93	26.0 - 30.0
15 - 24.9	18	4.75	374	98.68	21.0 - 25.0
0 - 14.9	5	1.32	379	100.00	10.0 - 10.0
					0.0 - 0.0

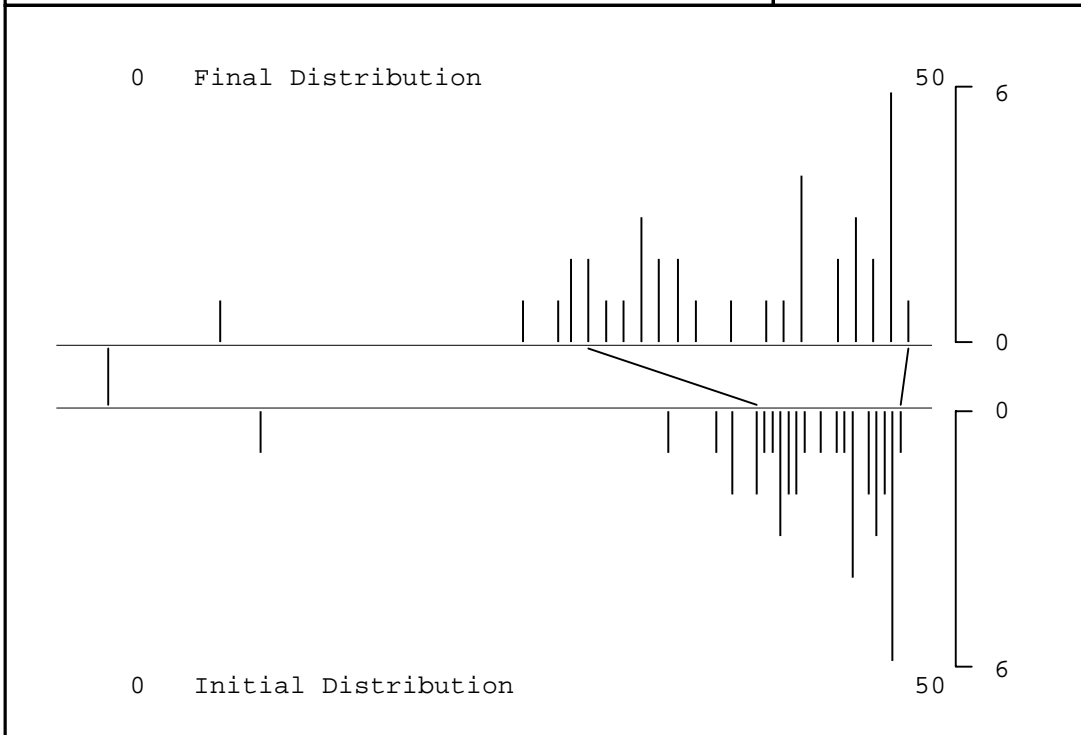


Higher School Certificate Examination 1996

Persian - 2 unit - 21405

Performance of the Single 2 unit candidature

	Raw/100	Initial/50	Final/50	
Mean	87.68	43.84	39.06	Candidature: 38
Std.Devn	13.53	6.77	9.14	
Minimum	19.00	9.50	7.00	
Median	92.00	46.00	42.20	
Maximum	99.00	49.50	50.00	
<p><i>Cumulative frequency proportions are not reported for this scaling model.</i></p>				Mapping Points Initial - Final
				49.5 - 50.0
				40.5 - 30.0 0.0 - 0.0

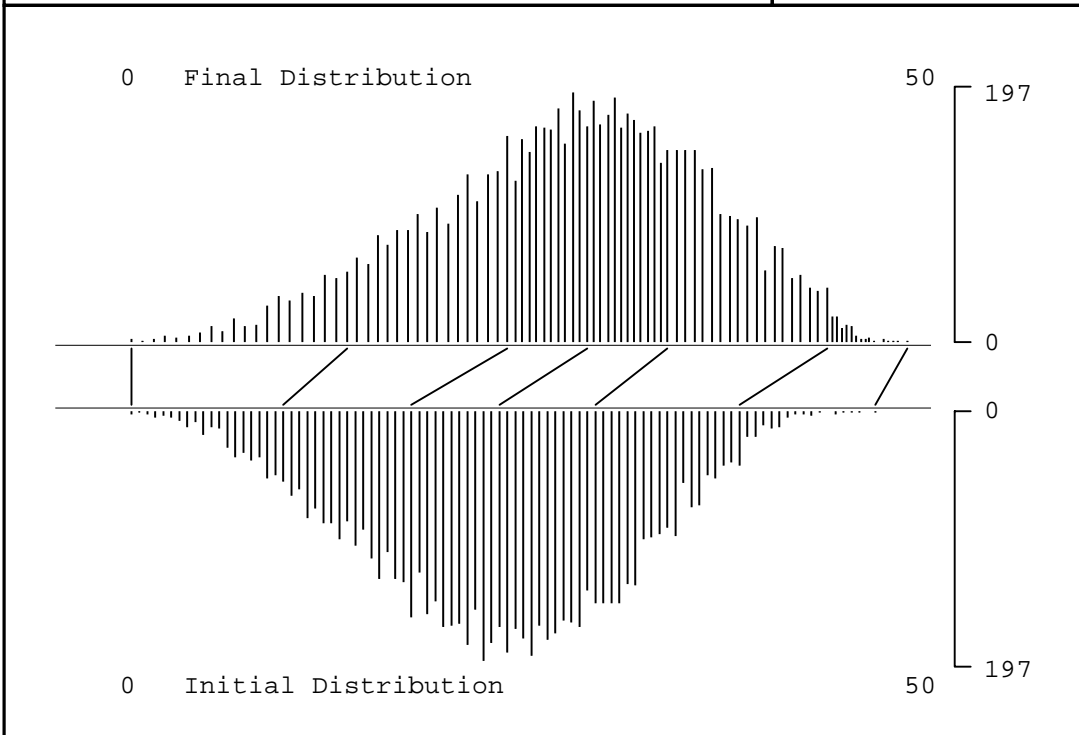


Higher School Certificate Examination 1996

Personal Development Health and P.E. - 2 unit - 22600

Performance of the Single 2 unit candidature

	Raw/100	Initial/50	Final/50		
Mean	48.68	24.34	29.42	Candidature: 7719	
Std.Devn	15.73	7.87	8.03		
Minimum	3.00	1.50	1.50		
Median	49.00	24.50	30.00		
Maximum	96.00	48.00	50.00		
				Mapping Points Initial - Final	
Score		%	Cuml	% Cuml	48.0 - 50.0
Group	Freq	Freq	Freq	Freq	39.5 - 45.0
45 - 50.0	143	1.85	143	1.85	30.5 - 35.0
35 - 44.9	1764	22.85	1907	24.71	24.5 - 30.0
25 - 34.9	3906	50.60	5813	75.31	19.0 - 25.0
15 - 24.9	1536	19.90	7349	95.21	11.0 - 15.0
0 - 14.9	370	4.79	7719	100.00	1.5 - 1.5

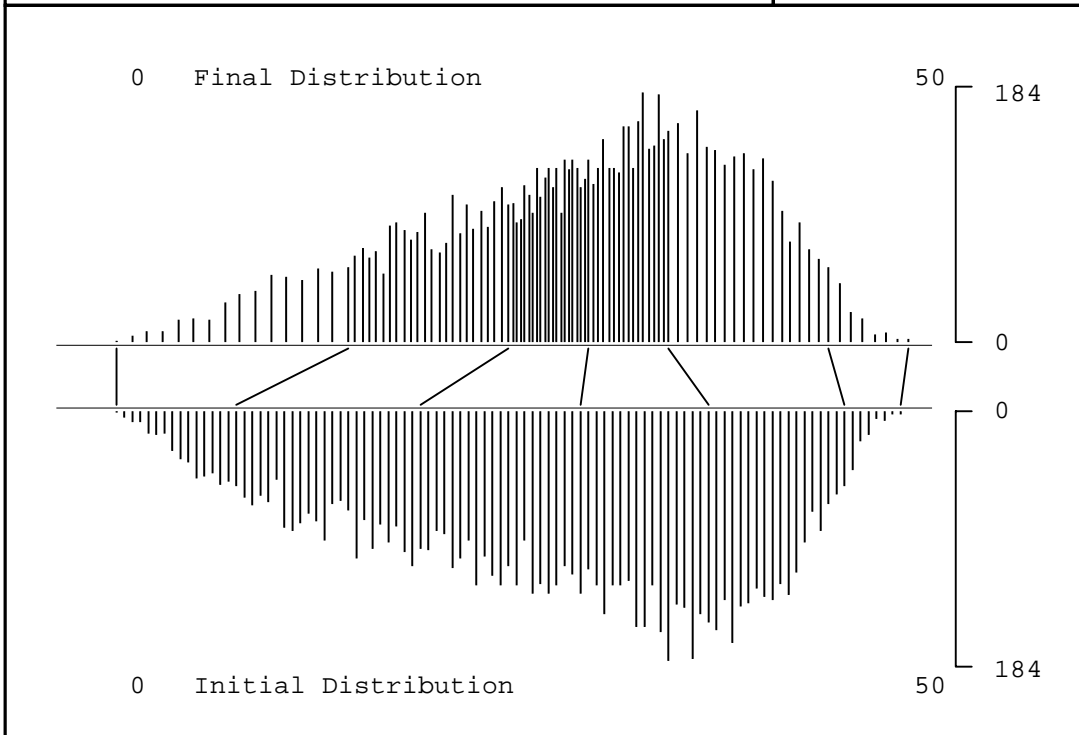


Higher School Certificate Examination 1996

Physics - 2 unit - 20290

Performance of the Single 2 unit candidature

	Raw/100	Initial/50	Final/50		
Mean	55.76	27.88	29.42	Candidature: 9142	
Std.Devn	22.39	11.20	8.30		
Minimum	1.00	0.50	0.50		
Median	59.00	29.50	30.00		
Maximum	99.00	49.50	50.00		
				Mapping Points Initial - Final	
Score Group	Freq	% Freq	Cuml Freq	% Cuml Freq	49.5 - 50.0
45 - 50.0	156	1.71	156	1.71	46.0 - 45.0
35 - 44.9	2092	22.88	2248	24.59	37.5 - 35.0
25 - 34.9	4609	50.42	6857	75.01	29.5 - 30.0
15 - 24.9	1859	20.33	8716	95.34	19.5 - 25.0
0 - 14.9	426	4.66	9142	100.00	8.0 - 15.0
					0.5 - 0.5



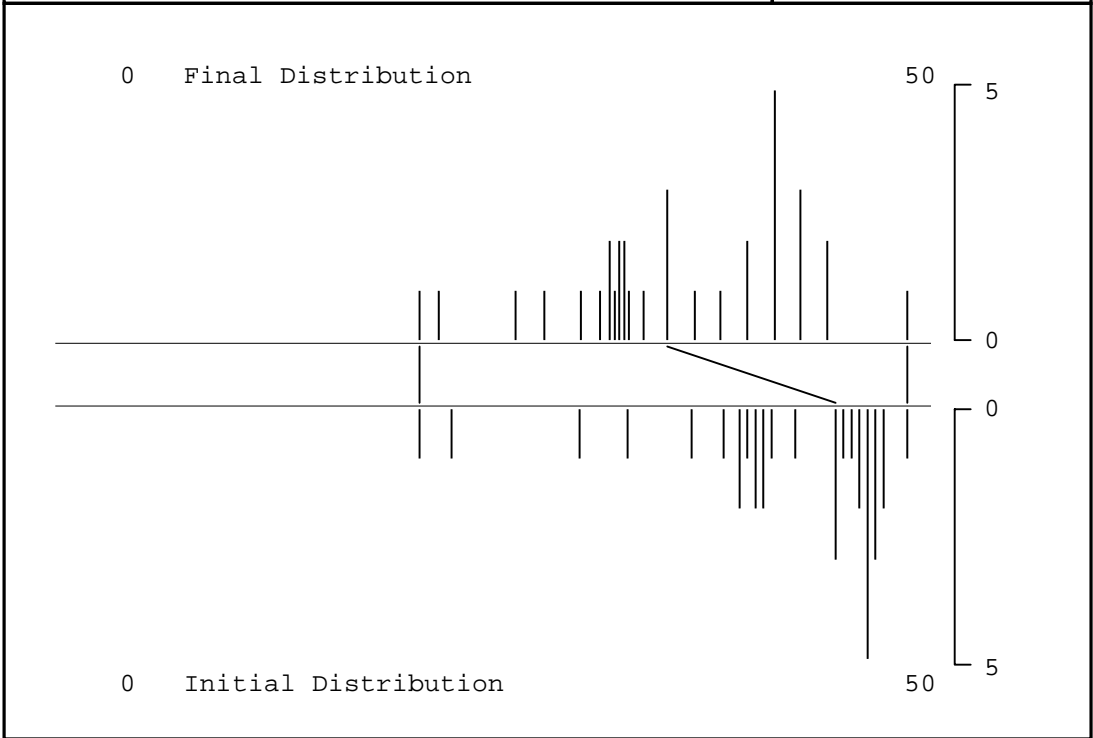
Higher School Certificate Examination 1996

Polish - 2 unit - 21410

Performance of the Single 2 unit candidature

	Raw/100	Initial/50	Final/50	
Mean	84.61	42.30	35.79	Candidature: 33
Std.Devn	14.64	7.32	7.00	
Minimum	39.00	19.50	19.50	Mapping Points Initial - Final
Median	91.00	45.50	35.00	
Maximum	100.00	50.00	50.00	

<i>Cumulative frequency proportions are not reported for this scaling model.</i>	50.0 - 50.0
	45.5 - 35.0
	19.5 - 19.5



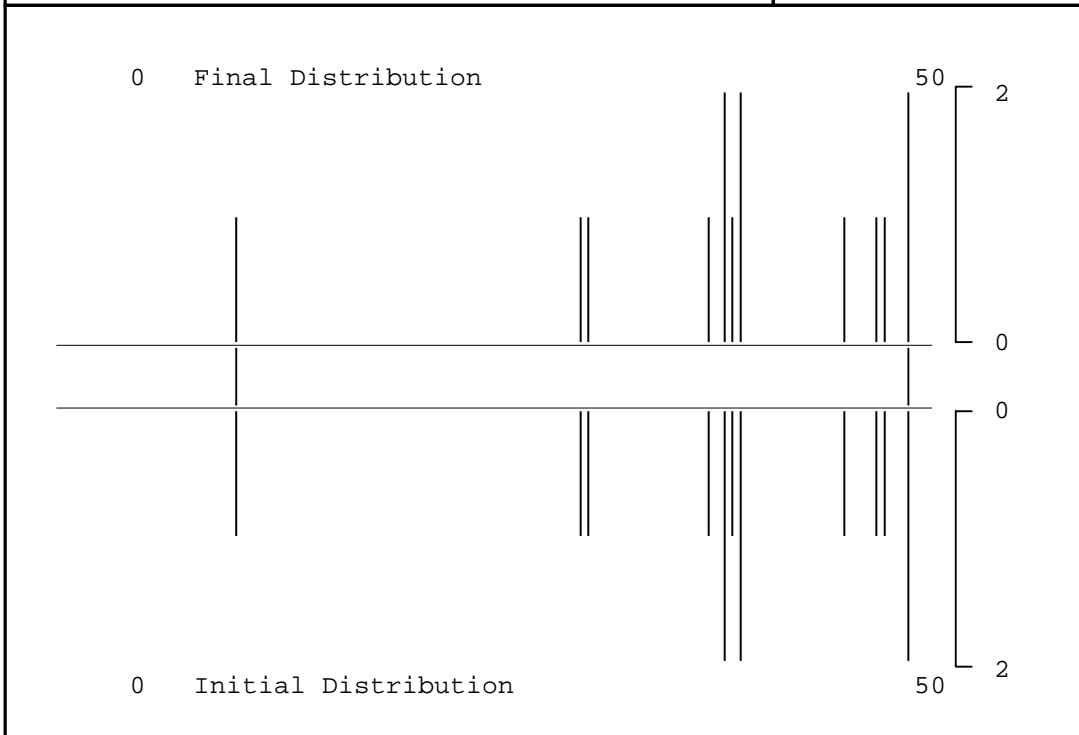
Higher School Certificate Examination 1996

Portuguese - 2 unit - 21415

Performance of the Single 2 unit candidature

	Raw/100	Initial/50	Final/50	
Mean	77.50	38.75	38.75	Candidature: 14
Std.Devn	21.36	10.68	10.68	
Minimum	16.00	8.00	8.00	Mapping Points Initial - Final 50.0 - 50.0 8.0 - 8.0
Median	79.00	39.50	39.50	
Maximum	100.00	50.00	50.00	

Cumulative frequency proportions are not reported for this scaling model.



Higher School Certificate Examination 1996

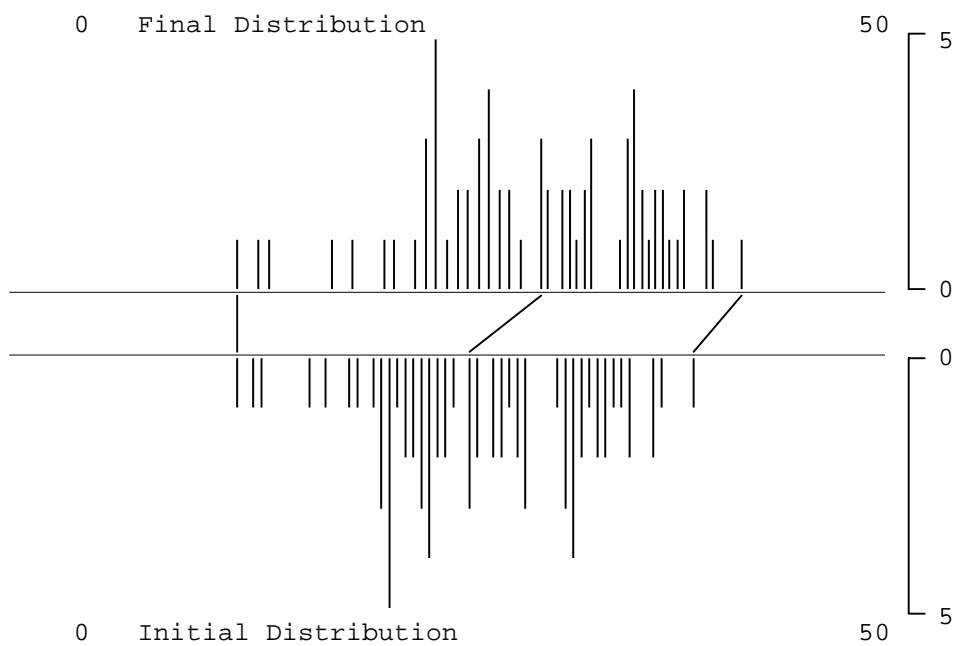
Rural Technology - 2 unit - 21890

Performance of the Single 2 unit candidature

	Raw/100	Initial/50	Final/50	
Mean	52.41	26.20	29.63	Candidature: 71
Std.Devn	12.98	6.49	7.07	
Minimum	22.00	11.00	11.00	Mapping Points Initial - Final
Median	51.00	25.50	30.00	
Maximum	79.00	39.50	42.50	

Cumulative frequency proportions are not reported for this scaling model.

39.5 - 42.5
25.5 - 30.0
11.0 - 11.0

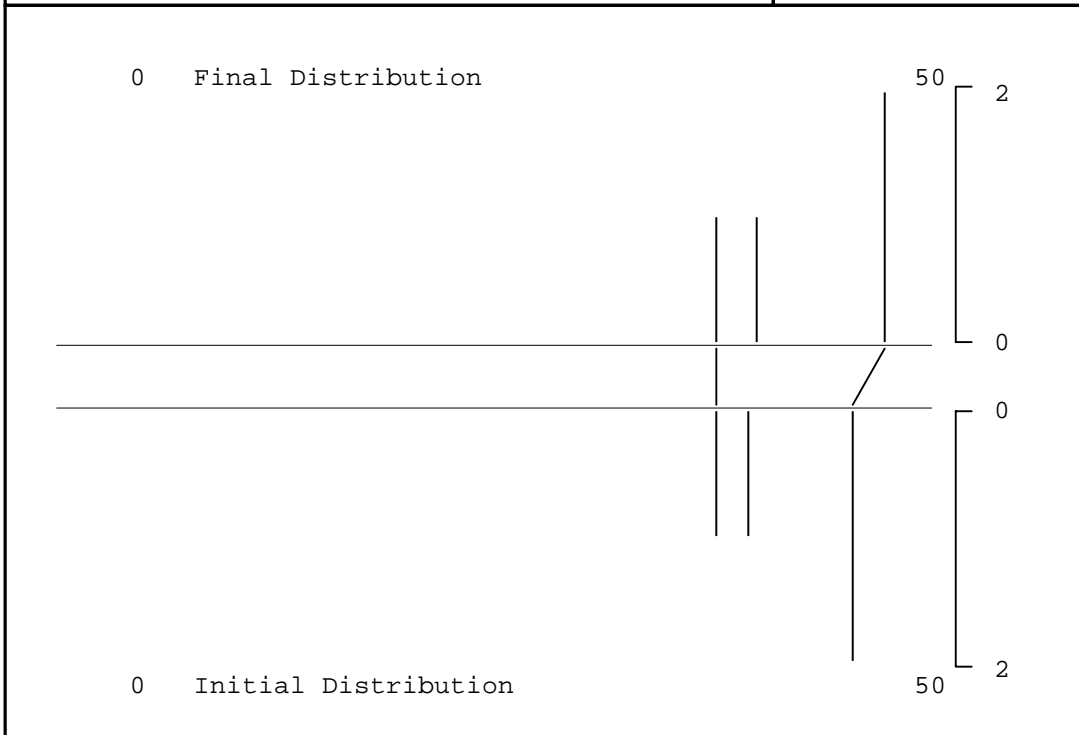


Higher School Certificate Examination 1996

Russian Z - 2 unit - 21420

Performance of the Single 2 unit candidature

	Raw/100	Initial/50	Final/50	
Mean	85.50	42.75	43.88	Candidature: 4
Std.Devn	7.63	3.82	4.71	
Minimum	76.00	38.00	38.00	
Median	93.00	46.50	48.50	
Maximum	93.00	46.50	48.50	
<p><i>Cumulative frequency proportions are not reported for this scaling model.</i></p>				Mapping Points Initial - Final
				<p>46.5 - 48.5 38.0 - 38.0</p>

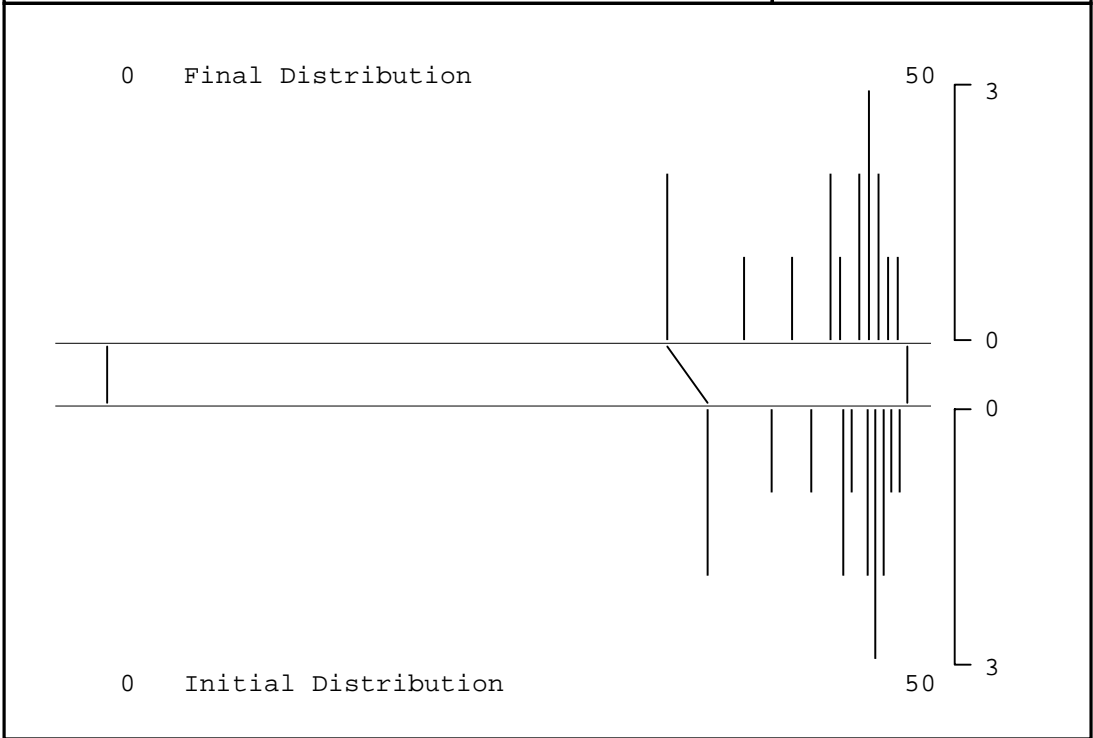


Higher School Certificate Examination 1996

Russian - 2/3 unit - 21422

Performance of 2 unit candidates
on the 2 unit / 3 unit Common Paper

	Raw/100	Initial/50	Final/50	
Mean	91.69	45.84	45.01	Candidature: 16
Std.Devn	7.40	3.70	4.44	
Minimum	75.00	37.50	35.00	Mapping Points Initial - Final
Median	95.00	47.50	47.00	
Maximum	99.00	49.50	49.40	
<p><i>Cumulative frequency proportions are not reported for this scaling model.</i></p>				50.0 - 50.0
				37.5 - 35.0
				0.0 - 0.0

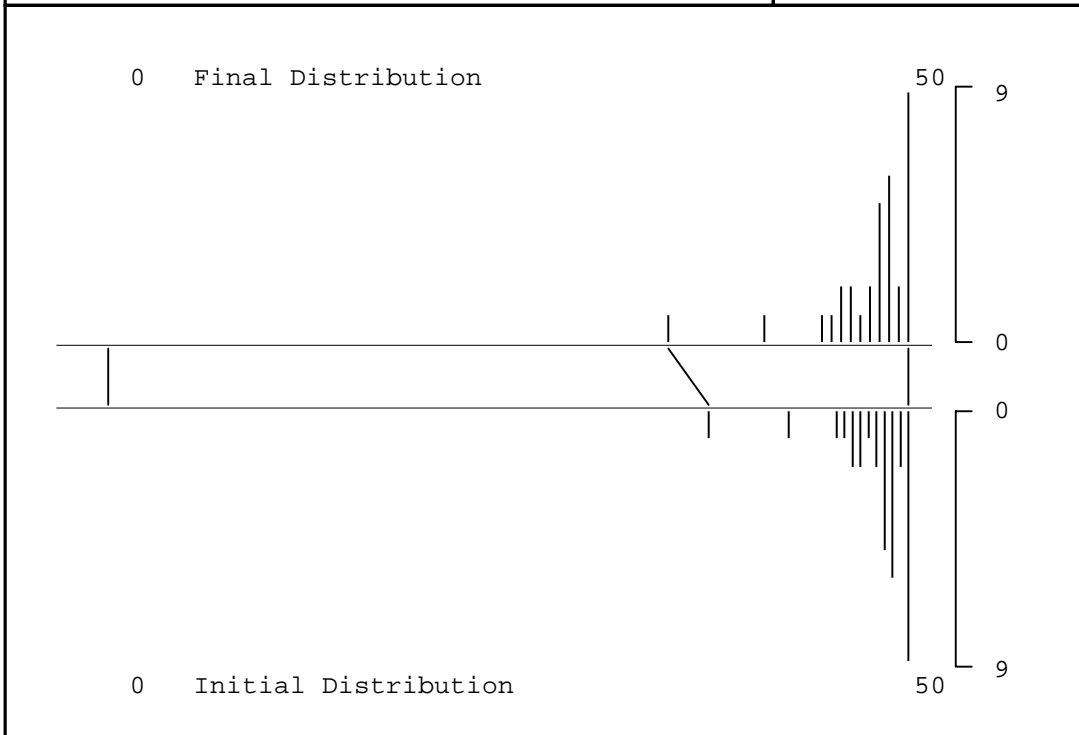


Higher School Certificate Examination 1996

Russian - 2/3 unit - 21422

Performance of 3 unit candidates
on the 2 unit / 3 unit Common Paper

	Raw/100	Initial/50	Final/50	
Mean	96.21	48.11	47.73	Candidature: 33
Std.Devn	4.98	2.49	2.99	
Minimum	75.00	37.50	35.00	
Median	98.00	49.00	48.80	
Maximum	100.00	50.00	50.00	
<p><i>Cumulative frequency proportions are not reported for this scaling model.</i></p>				Mapping Points Initial - Final
				<p>50.0 - 50.0 37.5 - 35.0 0.0 - 0.0</p>




Higher School Certificate Examination 1996

Russian - 3 unit - 21423


Performance of 3 unit candidates
on the 3 unit Additional Paper

	Raw/50	Initial/50	Final/50	
Mean	45.94	48.17	47.17	Candidature: 34
Std.Devn	2.90	2.14	3.31	
Minimum	37.00	40.30	35.00	Mapping Points Initial - Final
Median	47.00	49.00	48.50	
Maximum	49.00	50.00	50.00	
<i>Cumulative frequency proportions are not reported for this scaling model.</i>				50.0 - 50.0 40.3 - 35.0 0.0 - 0.0

0 Final Distribution



0 Raw Distribution

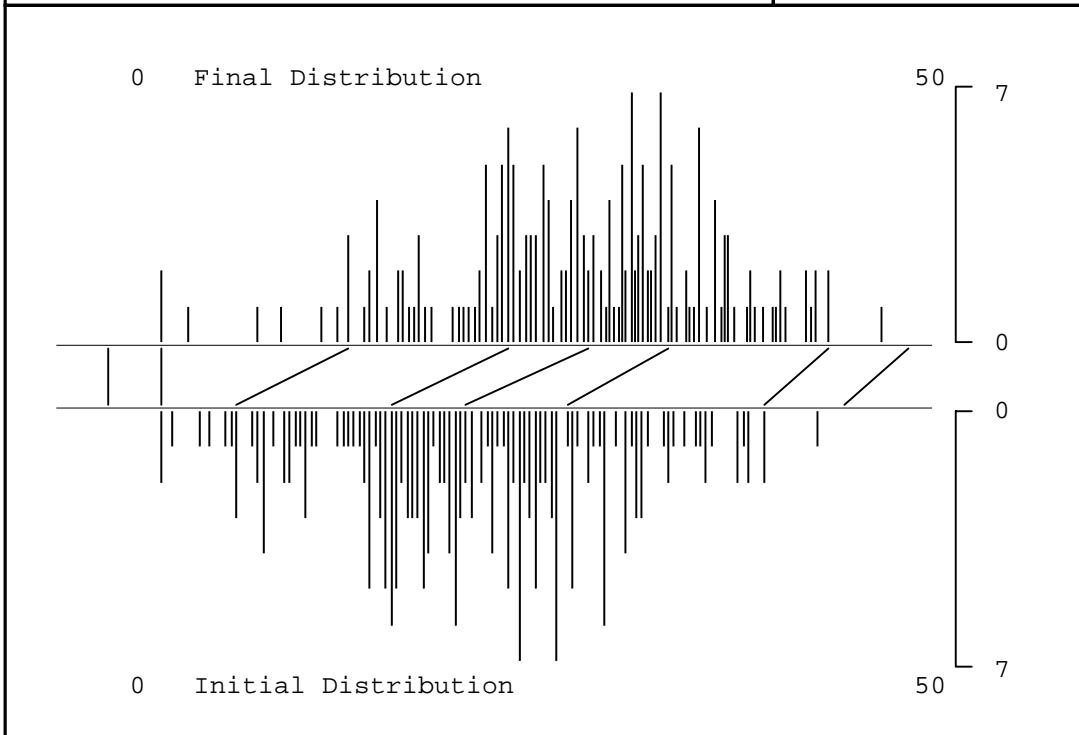


Higher School Certificate Examination 1996

Science - 3 unit - 20250

Performance of the Single 3 unit candidature

	Raw/150	Initial/50	Final/50	
Mean	68.41	22.80	29.41	Candidature: 199
Std.Devn	25.25	8.42	8.11	
Minimum	10.00	3.30	3.30	
Median	67.00	22.30	30.00	
Maximum	133.00	44.30	48.30	
<p><i>Cumulative frequency proportions are not reported for this scaling model.</i></p>				Mapping Points Initial - Final
				<p>46.0 - 50.0 41.0 - 45.0 28.7 - 35.0 22.3 - 30.0 17.7 - 25.0 8.0 - 15.0 3.3 - 3.3 0.0 - 0.0</p>

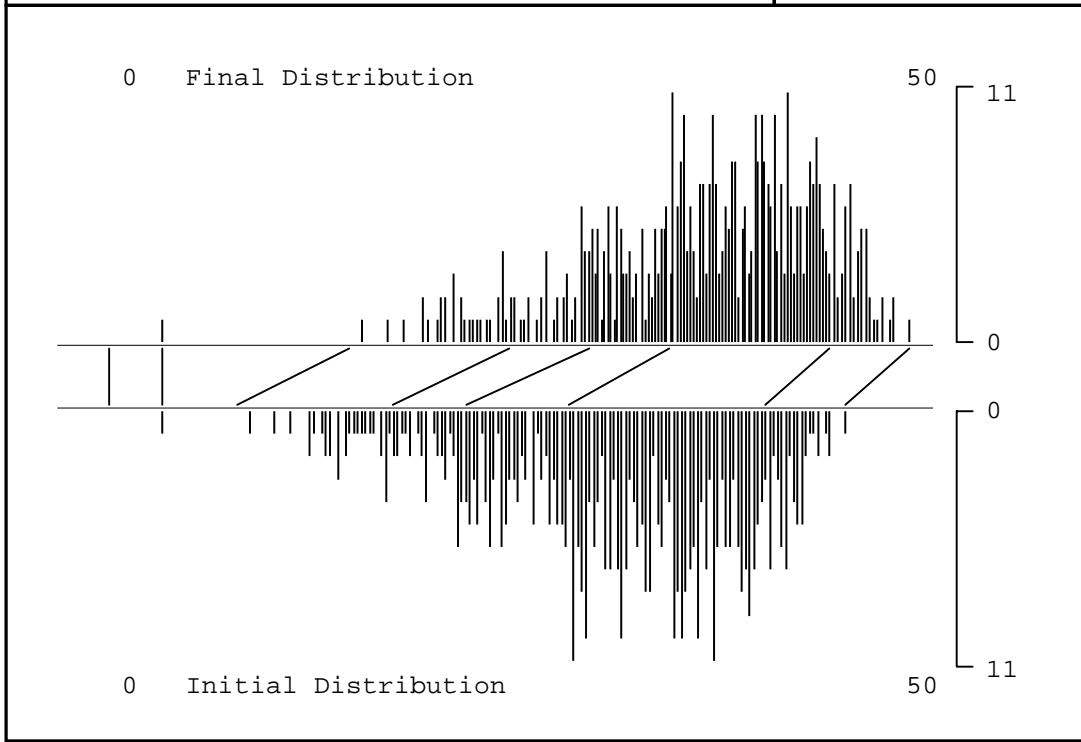


Higher School Certificate Examination 1996

Science - 4 unit - 20251

Performance of the Single 4 unit candidature

	Raw/200	Initial/50	Final/50		
Mean	126.67	31.69	37.34	Candidature: 517	
Std.Devn	31.28	7.82	6.75		
Minimum	13.00	3.30	3.30		
Median	131.00	32.80	38.30		
Maximum	184.00	46.00	50.00		
				Mapping Points Initial - Final	
Score Group	Freq	% Freq	Cuml Freq	% Cuml Freq	46.0 - 50.0
45 - 50.0	54	10.44	54	10.44	41.0 - 45.0
35 - 44.9	303	58.61	357	69.05	28.7 - 35.0
25 - 34.9	129	24.95	486	94.00	22.3 - 30.0
15 - 24.9	30	5.80	516	99.81	17.7 - 25.0
0 - 14.9	1	0.19	517	100.00	8.0 - 15.0
					3.3 - 3.3
					0.0 - 0.0

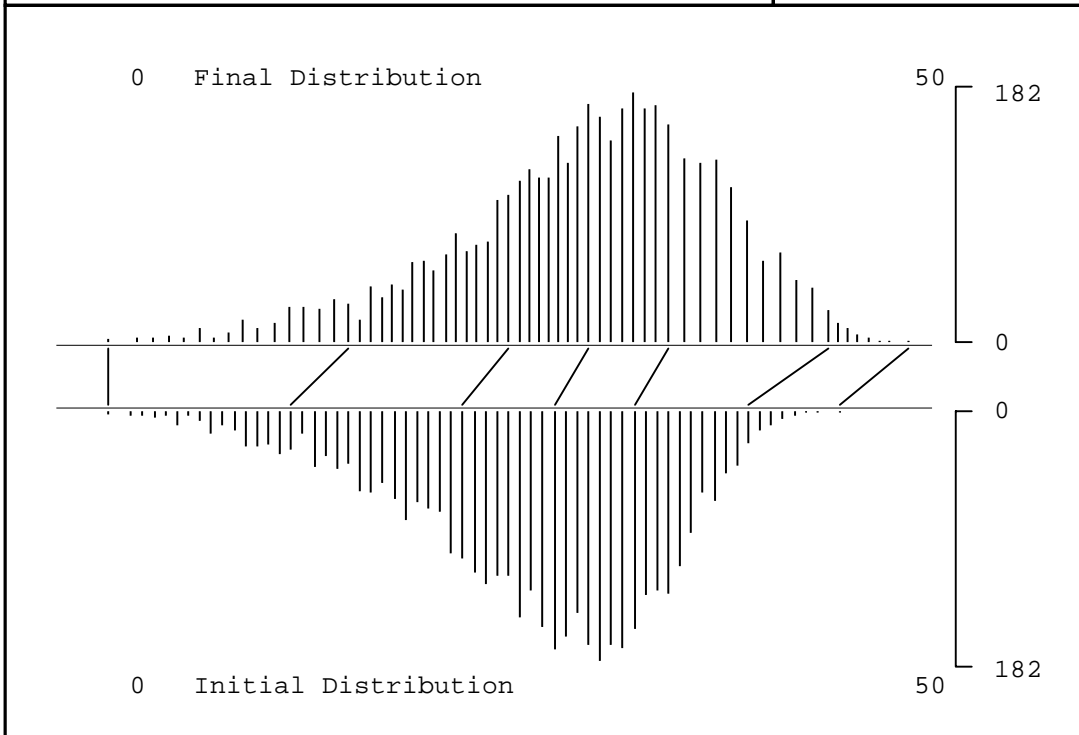


Higher School Certificate Examination 1996

Science for Life - 2 unit - 20310

Performance of the Single 2 unit candidature

	Raw/70	Initial/50	Final/50		
Mean	37.40	26.71	29.40	Candidature: 4253	
Std.Devn	10.77	7.69	7.74		
Minimum	0.00	0.00	0.00		
Median	39.00	27.90	30.00		
Maximum	64.00	45.70	50.00		
				Mapping Points Initial - Final	
Score Group	Freq	% Freq	Cuml Freq	% Cuml Freq	Initial - Final
45 - 50.0	60	1.41	60	1.41	45.7 - 50.0
35 - 44.9	969	22.78	1029	24.19	40.0 - 45.0
25 - 34.9	2210	51.96	3239	76.16	32.9 - 35.0
15 - 24.9	827	19.45	4066	95.60	27.9 - 30.0
0 - 14.9	187	4.40	4253	100.00	22.1 - 25.0
					11.4 - 15.0
					0.0 - 0.0

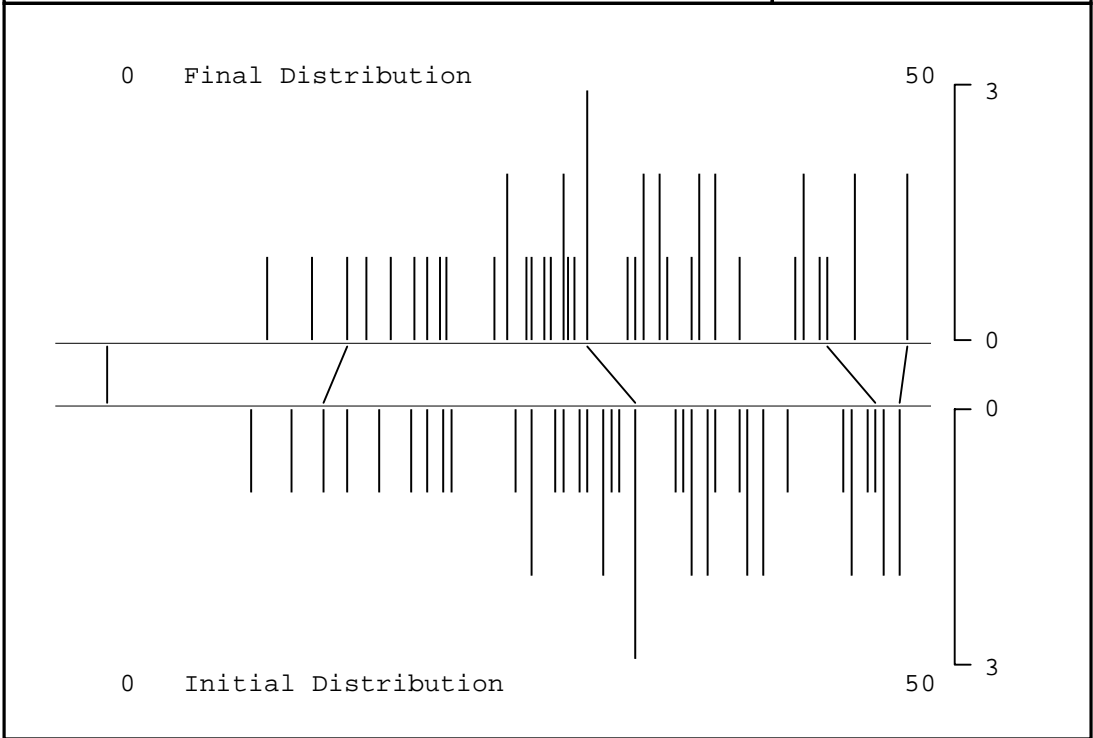


Higher School Certificate Examination 1996

Serbian - 2 unit - 21430

Performance of the Single 2 unit candidature

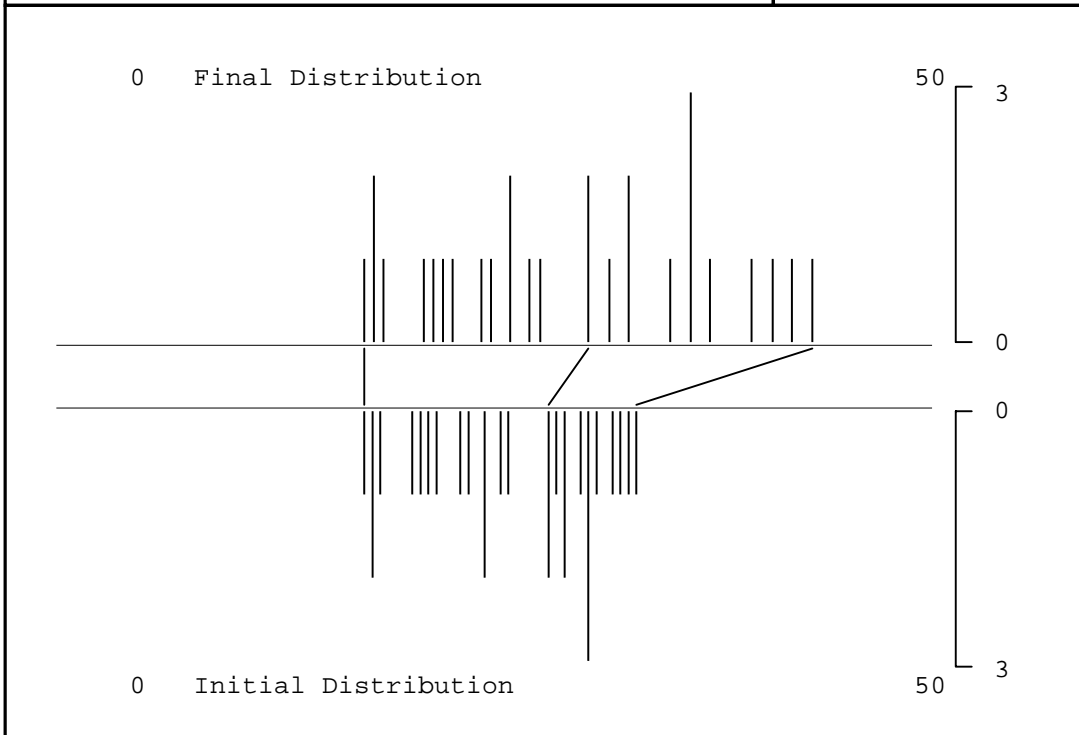
	Raw/100	Initial/50	Final/50	
Mean	66.60	33.30	31.45	Candidature: 45
Std.Devn	21.73	10.86	9.96	
Minimum	18.00	9.00	10.00	Mapping Points Initial - Final
Median	66.00	33.00	30.00	
Maximum	99.00	49.50	50.00	
<p><i>Cumulative frequency proportions are not reported for this scaling model.</i></p>				49.5 - 50.0
				48.0 - 45.0
				33.0 - 30.0
				13.5 - 15.0
				0.0 - 0.0



Sheep Husbandry & Wool Technology - 2 unit - 21900

Performance of the Single 2 unit candidature

	Raw/100	Initial/50	Final/50	
Mean	50.36	25.18	28.79	Candidature: 28
Std.Devn	10.71	5.36	8.45	
Minimum	32.00	16.00	16.00	
Median	55.00	27.50	30.00	
Maximum	66.00	33.00	44.00	
<p><i>Cumulative frequency proportions are not reported for this scaling model.</i></p>				Mapping Points Initial - Final
				33.0 - 44.0
				27.5 - 30.0 16.0 - 16.0

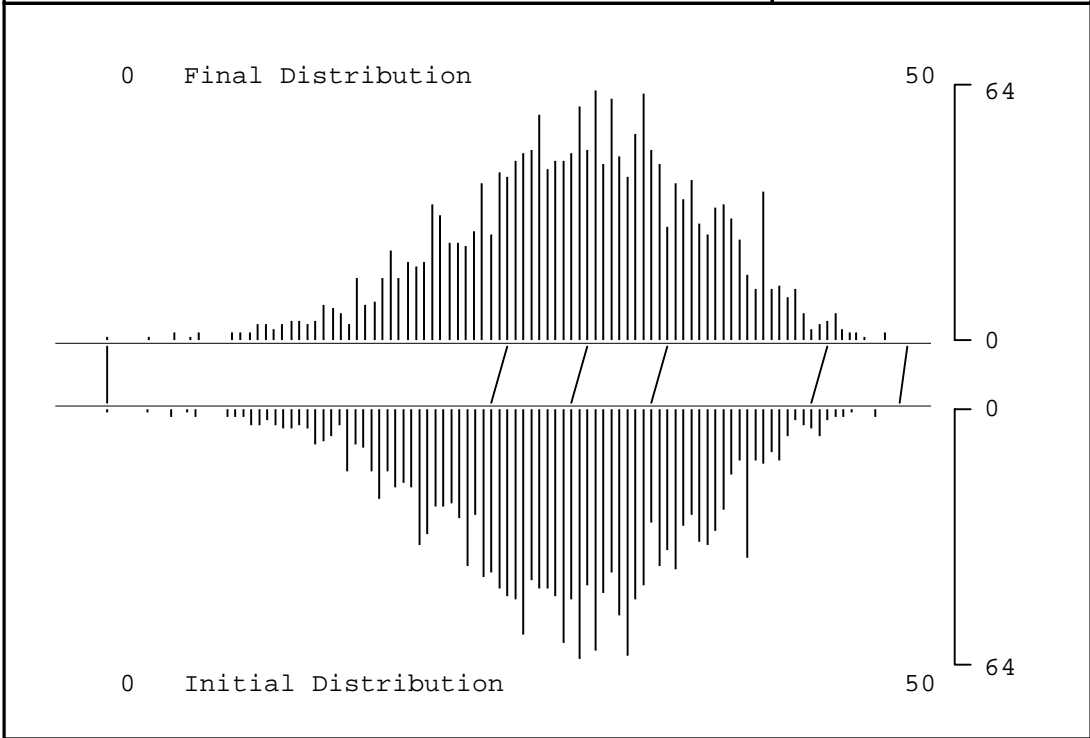


Higher School Certificate Examination 1996

Society & Culture - 2/3 unit - 20720

Performance of 2 unit candidates
on the 2 unit / 3 unit Common Paper

	Raw/100	Initial/50	Final/50		
Mean	56.92	28.46	29.40	Candidature: 1993	
Std.Devn	14.90	7.45	7.54		
Minimum	0.00	0.00	0.00		
Median	58.00	29.00	30.00		
Maximum	96.00	48.00	48.60		
				Mapping Points Initial - Final	
Score Group	Freq	% Freq	Cuml Freq	% Cuml Freq	49.5 - 50.0
45 - 50.0	22	1.10	22	1.10	44.0 - 45.0
35 - 44.9	462	23.18	484	24.28	34.0 - 35.0
25 - 34.9	1006	50.48	1490	74.76	29.0 - 30.0
15 - 24.9	432	21.68	1922	96.44	24.0 - 25.0
0 - 14.9	71	3.56	1993	100.00	0.0 - 0.0

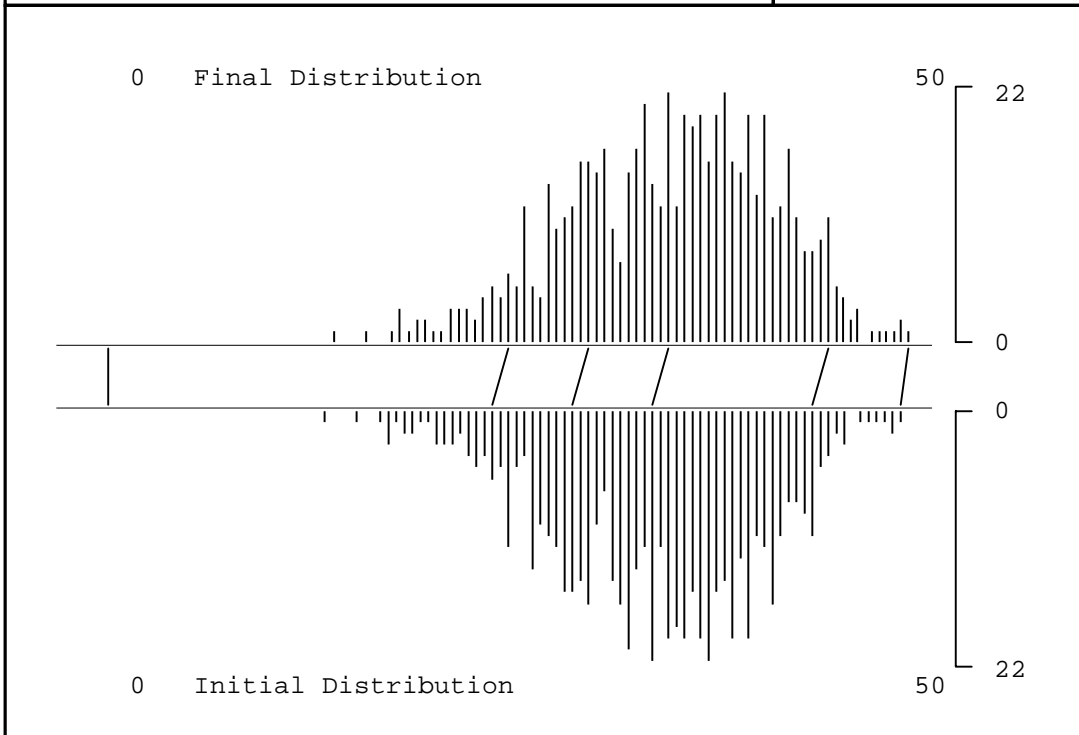


Higher School Certificate Examination 1996

Society & Culture - 2/3 unit - 20720

Performance of 3 unit candidates
on the 2 unit / 3 unit Common Paper

	Raw/100	Initial/50	Final/50		
Mean	68.23	34.11	35.10	Candidature: 619	
Std.Devn	12.82	6.41	6.41		
Minimum	27.00	13.50	14.10		
Median	69.00	34.50	35.50		
Maximum	99.00	49.50	50.00		
				Mapping Points Initial - Final	
Score Group	Freq	% Freq	Cuml Freq	% Cuml Freq	Initial - Final
45 - 50.0	32	5.17	32	5.17	49.5 - 50.0
35 - 44.9	311	50.24	343	55.41	44.0 - 45.0
25 - 34.9	239	38.61	582	94.02	34.0 - 35.0
15 - 24.9	36	5.82	618	99.84	29.0 - 30.0
0 - 14.9	1	0.16	619	100.00	24.0 - 25.0
					0.0 - 0.0



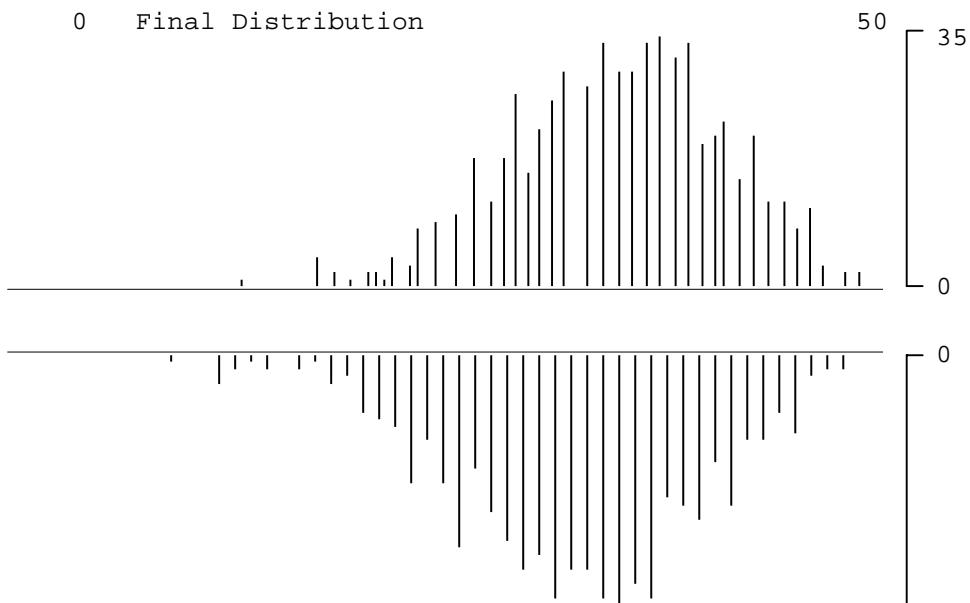
Higher School Certificate Examination 1996

Society & Culture - 3 unit - 20721

Performance of 3 unit candidates
on the 3 unit Additional Paper

	Raw/50	Initial/50	Final/50		
Mean	32.23	33.93	34.91	Candidature: 623	
Std.Devn	7.47	6.62	6.63		
Minimum	7.00	10.90	11.40		
Median	33.00	34.80	35.80		
Maximum	49.00	49.50	50.00		
				Mapping Points Initial - Final	
Score Group	Freq	% Freq	Cuml Freq	% Cuml Freq	49.5 - 50.0
45 - 50.0	38	6.10	38	6.10	44.0 - 45.0
35 - 44.9	307	49.28	345	55.38	34.0 - 35.0
25 - 34.9	231	37.08	576	92.46	29.0 - 30.0
15 - 24.9	46	7.38	622	99.84	24.0 - 25.0
0 - 14.9	1	0.16	623	100.00	0.0 - 0.0

0 Final Distribution



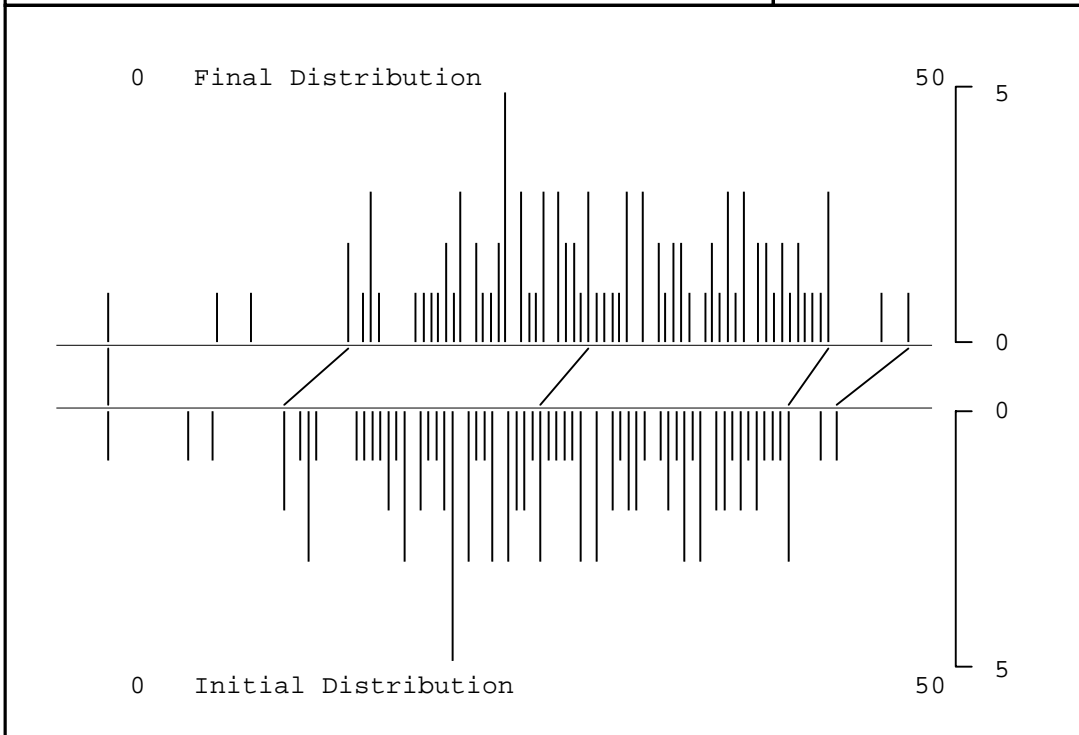
0 Raw Distribution

Higher School Certificate Examination 1996

Spanish Z - 2 unit - 21450

Performance of the Single 2 unit candidature

	Raw/100	Initial/50	Final/50	
Mean	54.68	27.34	30.39	Candidature: 97
Std.Devn	19.67	9.83	9.68	
Minimum	0.00	0.00	0.00	
Median	54.00	27.00	30.00	
Maximum	91.00	45.50	50.00	
<p><i>Cumulative frequency proportions are not reported for this scaling model.</i></p>				Mapping Points Initial - Final
				45.5 - 50.0
				42.5 - 45.0
				27.0 - 30.0
				11.0 - 15.0
				0.0 - 0.0

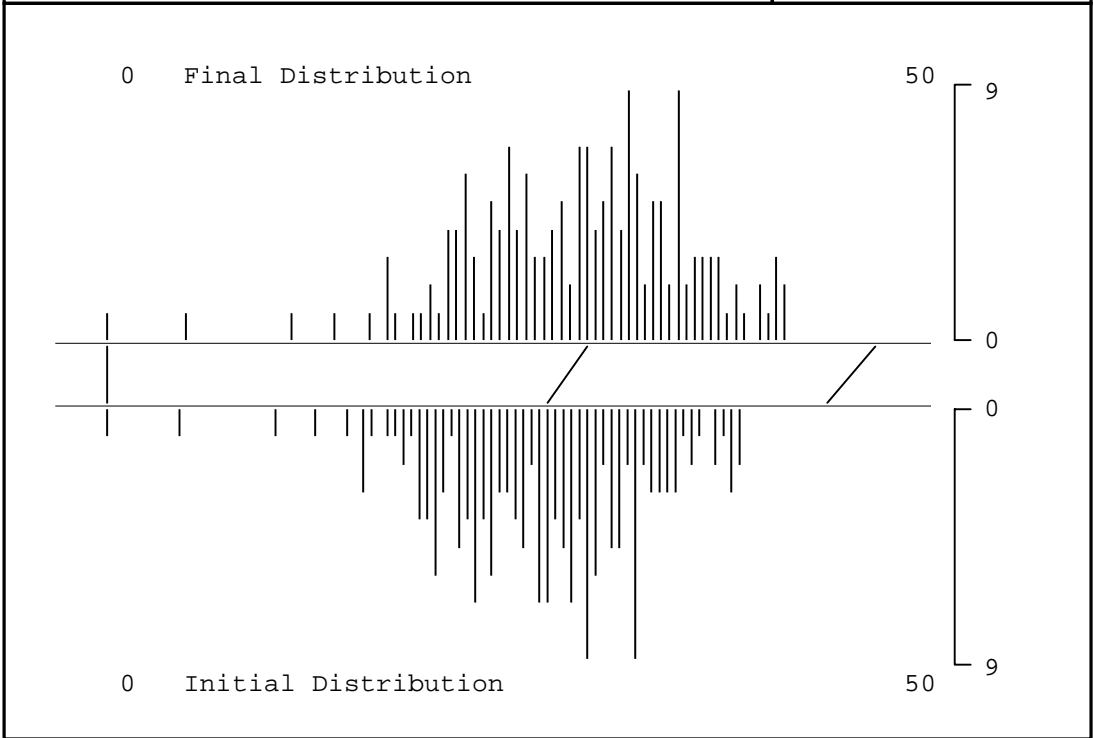


Higher School Certificate Examination 1996

Spanish - 2/3 unit - 21452

Performance of 2 unit candidates
on the 2 unit / 3 unit Common Paper

	Raw/100	Initial/50	Final/50	
Mean	54.21	27.10	29.43	Candidature: 173
Std.Devn	12.84	6.42	6.84	
Minimum	0.00	0.00	0.00	
Median	55.00	27.50	30.00	
Maximum	79.00	39.50	42.30	
<p><i>Cumulative frequency proportions are not reported for this scaling model.</i></p>				Mapping Points Initial - Final
				45.0 - 48.0
				27.5 - 30.0
				0.0 - 0.0



Higher School Certificate Examination 1996

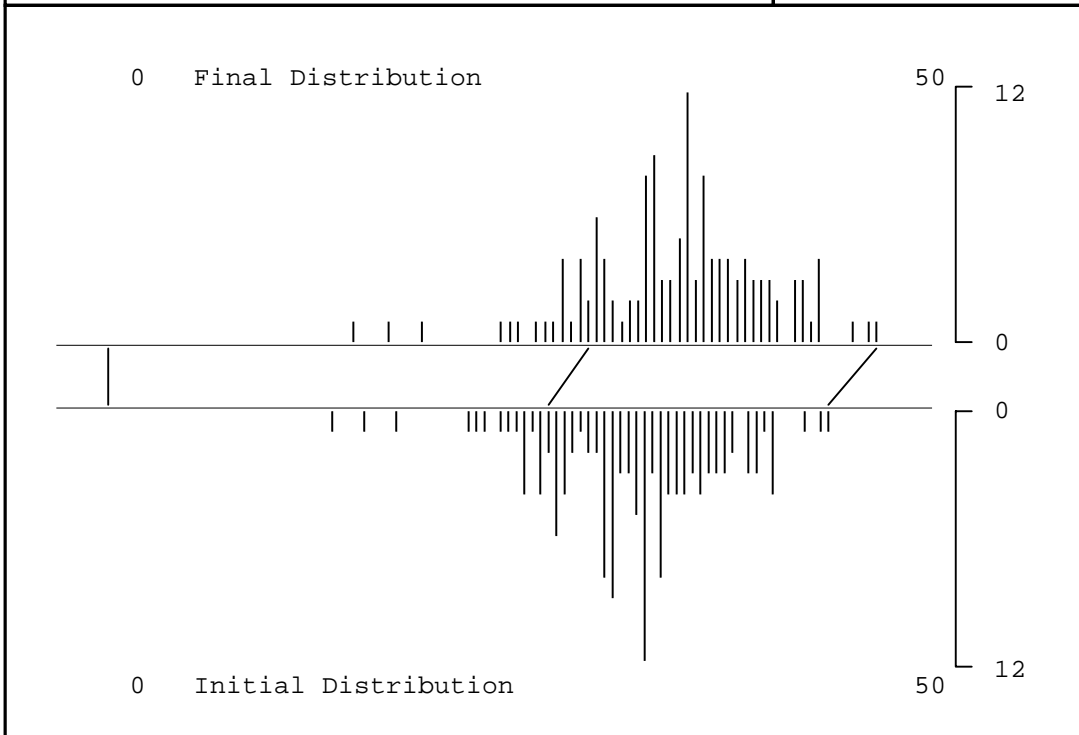
Spanish - 2/3 unit - 21452

Performance of 3 unit candidates
on the 2 unit / 3 unit Common Paper

	Raw/100	Initial/50	Final/50	
Mean	65.62	32.81	35.44	Candidature: 132
Std.Devn	10.62	5.31	5.54	
Minimum	28.00	14.00	15.30	Mapping Points Initial - Final
Median	67.00	33.50	36.20	
Maximum	90.00	45.00	48.00	

Cumulative frequency proportions are not reported for this scaling model.

45.0 - 48.0
27.5 - 30.0
0.0 - 0.0



Higher School Certificate Examination 1996

Spanish - 3 unit - 21453

Performance of 3 unit candidates
on the 3 unit Additional Paper

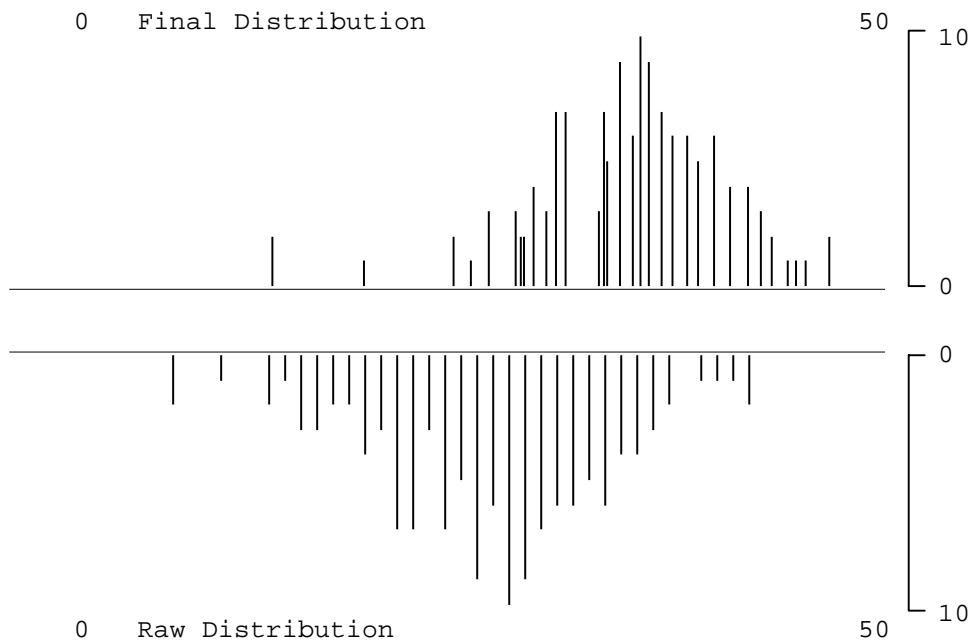
	Raw/50	Initial/50	Final/50
Mean	26.87	32.74	35.36
Std.Devn	7.14	5.54	5.80
Minimum	7.00	12.10	13.20
Median	28.00	33.50	36.20
Maximum	43.00	45.00	48.00

Candidature:
134

Mapping Points
Initial - Final

45.0 - 48.0
27.5 - 30.0
0.0 - 0.0

*Cumulative frequency proportions are
not reported for this scaling model.*

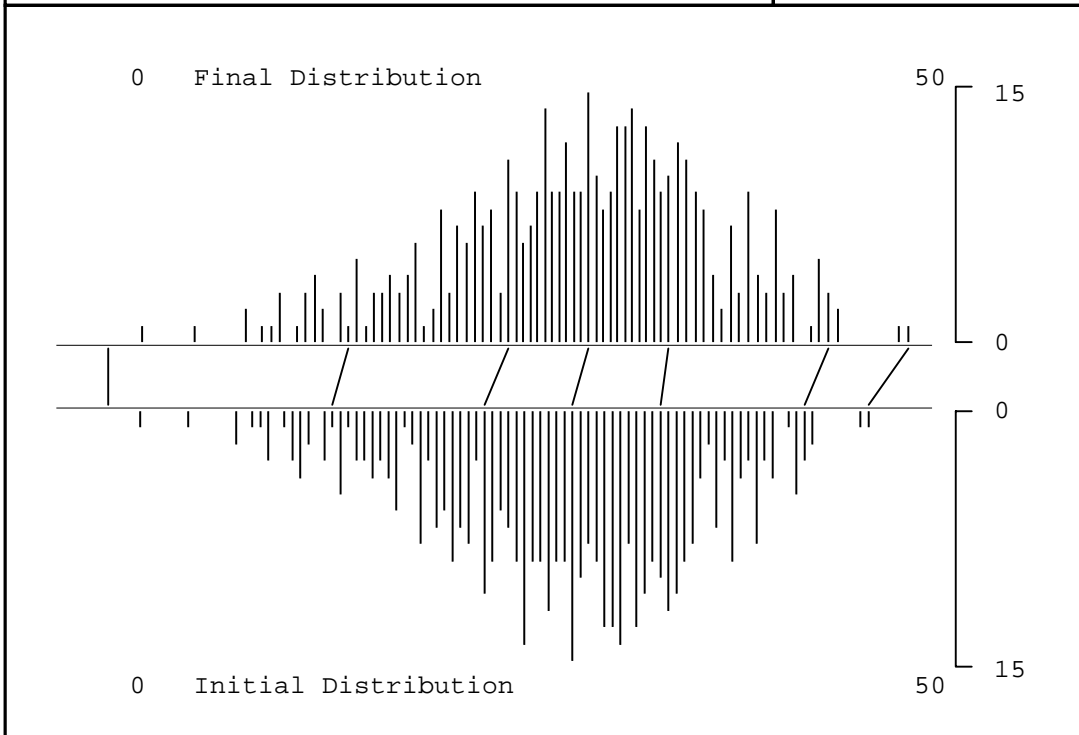


Higher School Certificate Examination 1996

Studies of Religion - 2 unit - 20710

Performance of the Single 2 unit candidature

	Raw/100	Initial/50	Final/50		
Mean	57.01	28.50	29.52	Candidature: 443	
Std.Devn	15.95	7.97	7.91		
Minimum	4.00	2.00	2.10		
Median	58.00	29.00	30.00		
Maximum	95.00	47.50	50.00		
				Mapping Points Initial - Final	
Score Group	Freq	% Freq	Cuml Freq	% Cuml Freq	47.5 - 50.0
45 - 50.0	7	1.58	7	1.58	43.5 - 45.0
35 - 44.9	103	23.25	110	24.83	34.5 - 35.0
25 - 34.9	227	51.24	337	76.07	29.0 - 30.0
15 - 24.9	84	18.96	421	95.03	23.5 - 25.0
0 - 14.9	22	4.97	443	100.00	14.0 - 15.0
					0.0 - 0.0

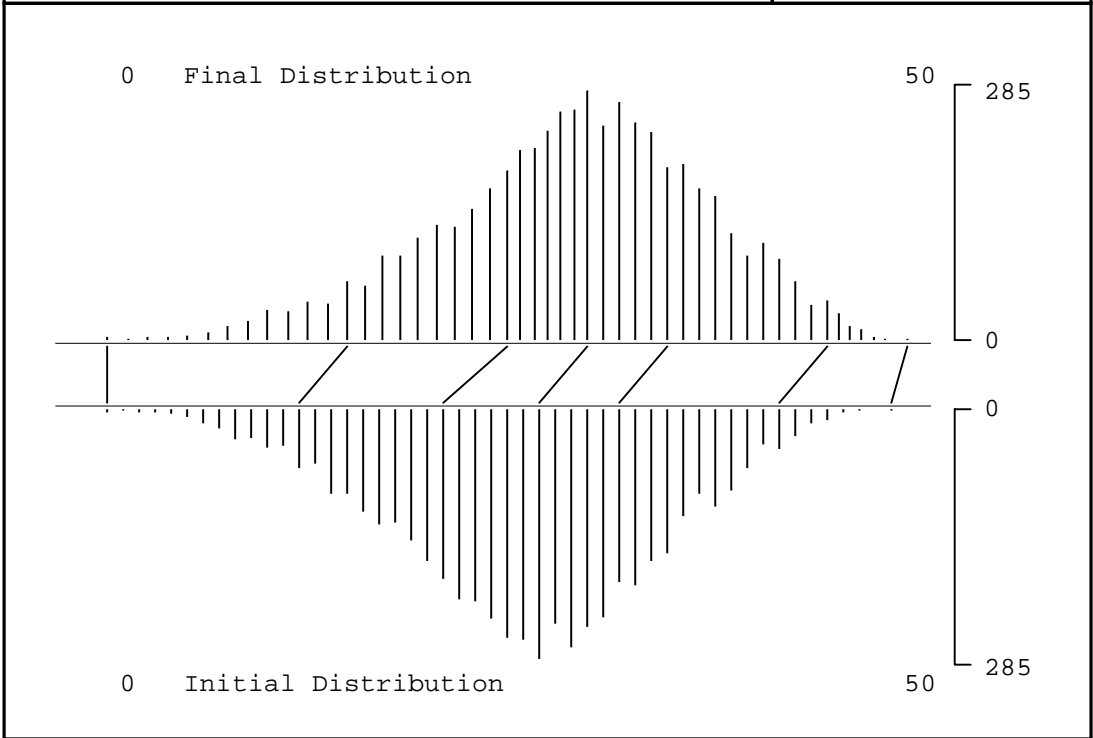


Higher School Certificate Examination 1996

Studies of Religion - 1 unit - 20711

Performance of the Single 1 unit candidature

	Raw/50	Initial/50	Final/50		
Mean	26.19	26.19	29.39	Candidature: 5307	
Std.Devn	8.02	8.02	7.94		
Minimum	0.00	0.00	0.00		
Median	27.00	27.00	30.00		
Maximum	49.00	49.00	50.00		
				Mapping Points Initial - Final	
Score Group	Freq	% Freq	Cuml Freq	% Cuml Freq	49.0 - 50.0
45 - 50.0	111	2.09	111	2.09	42.0 - 45.0
35 - 44.9	1270	23.93	1381	26.02	32.0 - 35.0
25 - 34.9	2683	50.56	4064	76.58	27.0 - 30.0
15 - 24.9	1025	19.31	5089	95.89	21.0 - 25.0
0 - 14.9	218	4.11	5307	100.00	12.0 - 15.0
					0.0 - 0.0

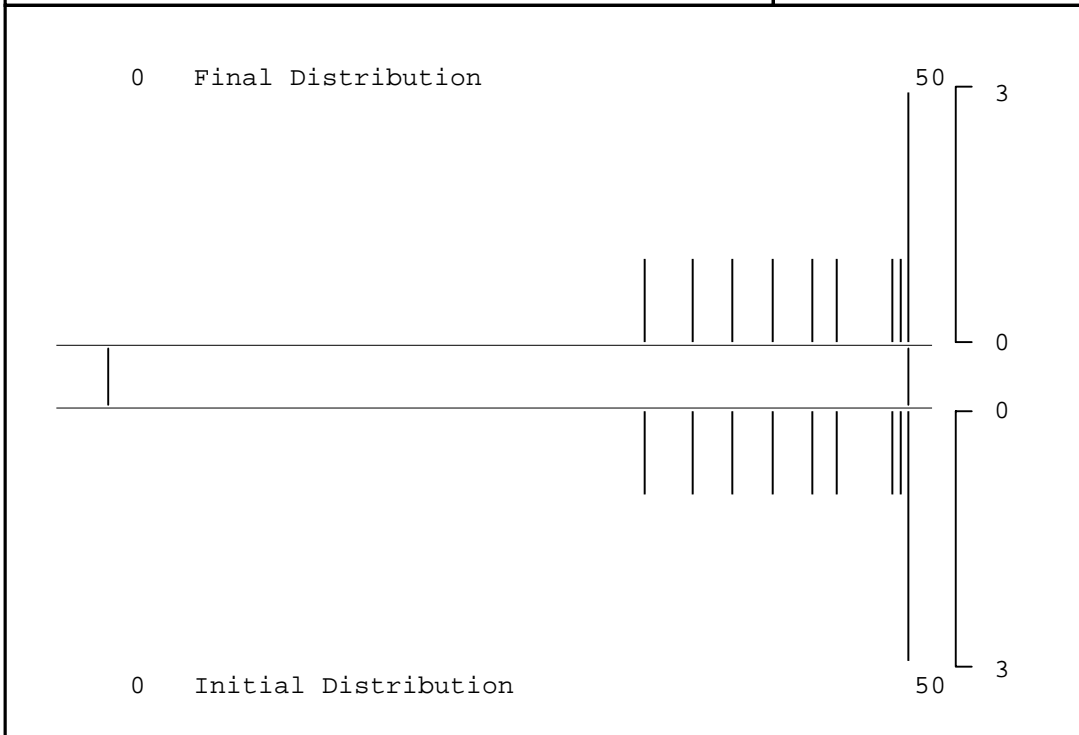


Higher School Certificate Examination 1996

Swedish - 2 unit - 21445

Performance of the Single **2 unit** candidature

	Raw/100	Initial/50	Final/50	
Mean	88.82	44.41	44.41	Candidature: 11
Std.Devn	11.46	5.73	5.73	
Minimum	67.00	33.50	33.50	
Median	91.00	45.50	45.50	
Maximum	100.00	50.00	50.00	
<p><i>Cumulative frequency proportions are not reported for this scaling model.</i></p>				Mapping Points Initial - Final
				50.0 - 50.0 0.0 - 0.0

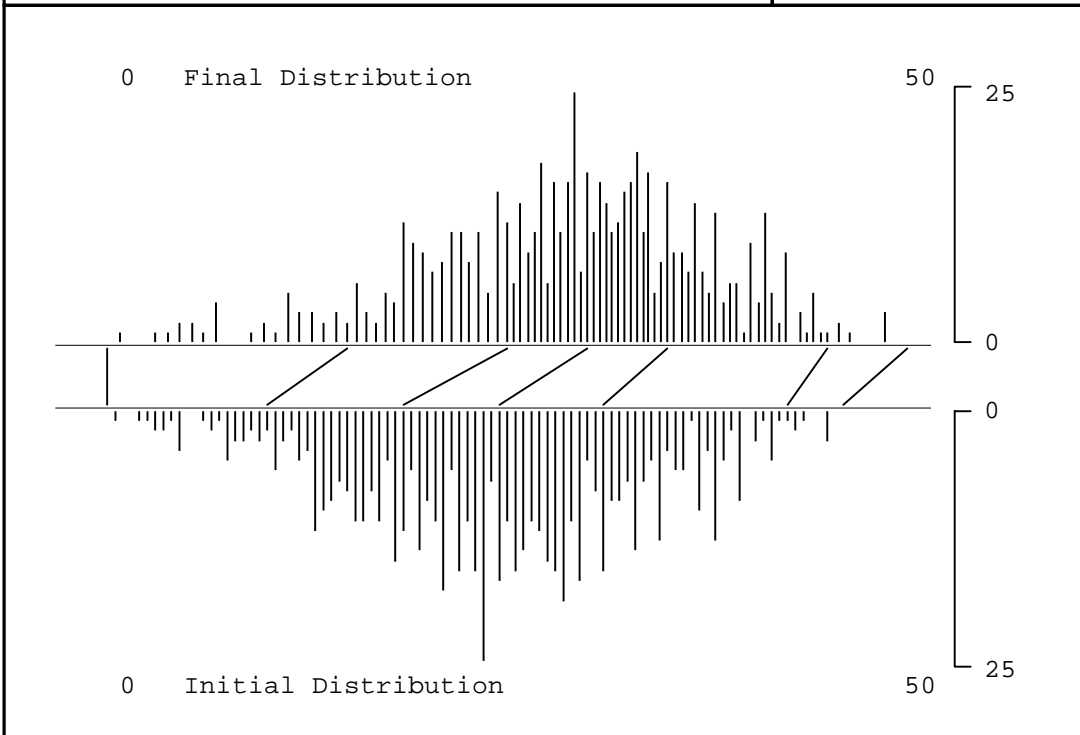


Higher School Certificate Examination 1996

Textiles & Design - 2/3 unit - 21920

Performance of 2 unit candidates
on the 2 unit / 3 unit Common Paper

	Raw/100	Initial/50	Final/50		
Mean	48.75	24.38	29.27	Candidature: 641	
Std.Devn	17.35	8.68	8.13		
Minimum	1.00	0.50	0.80		
Median	49.00	24.50	30.00		
Maximum	90.00	45.00	48.60		
				Mapping Points Initial - Final	
Score Group	Freq	% Freq	Cuml Freq	% Cuml Freq	46.0 - 50.0
45 - 50.0	7	1.09	7	1.09	42.5 - 45.0
35 - 44.9	150	23.40	157	24.49	31.0 - 35.0
25 - 34.9	323	50.39	480	74.88	24.5 - 30.0
15 - 24.9	129	20.12	609	95.01	18.5 - 25.0
0 - 14.9	32	4.99	641	100.00	10.0 - 15.0
					0.0 - 0.0

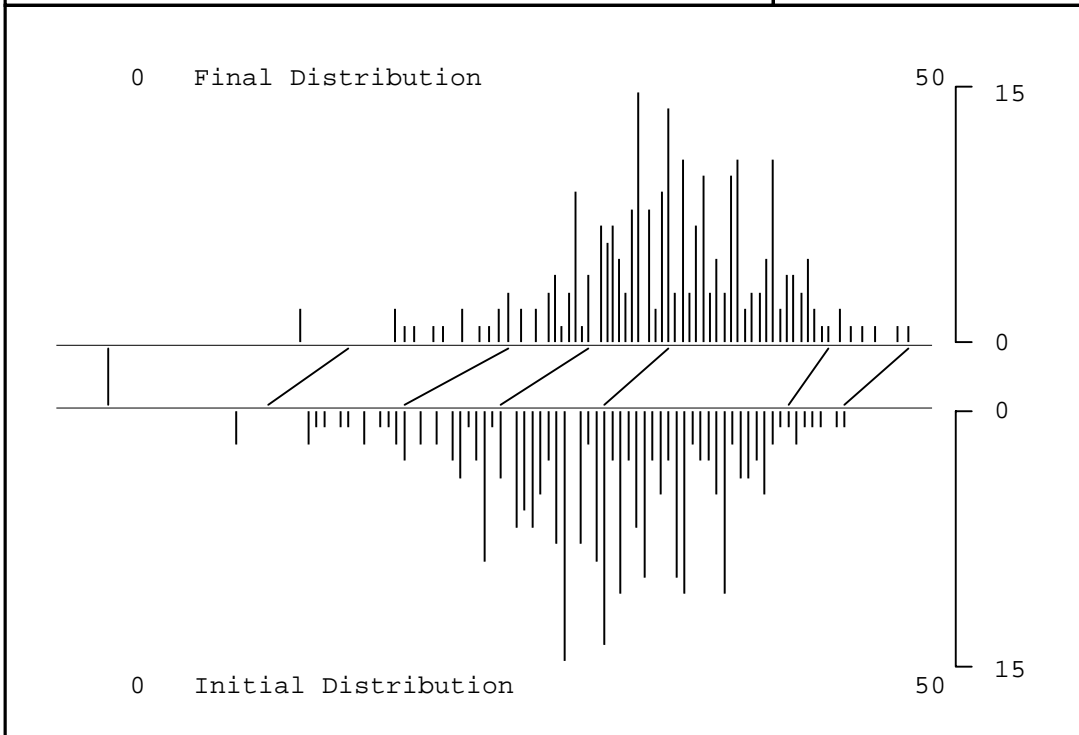


Higher School Certificate Examination 1996

Textiles & Design - 2/3 unit - 21920

Performance of 3 unit candidates
on the 2 unit / 3 unit Common Paper

	Raw/100	Initial/50	Final/50		
Mean	61.49	30.75	34.95	Candidature: 249	
Std.Devn	14.17	7.08	6.17		
Minimum	16.00	8.00	12.00		
Median	62.00	31.00	35.00		
Maximum	92.00	46.00	50.00		
				Mapping Points Initial - Final	
Score Group	Freq	% Freq	Cuml Freq	% Cuml Freq	46.0 - 50.0
45 - 50.0	8	3.21	8	3.21	42.5 - 45.0
35 - 44.9	125	50.20	133	53.41	31.0 - 35.0
25 - 34.9	102	40.96	235	94.38	24.5 - 30.0
15 - 24.9	12	4.82	247	99.20	18.5 - 25.0
0 - 14.9	2	0.80	249	100.00	10.0 - 15.0
					0.0 - 0.0

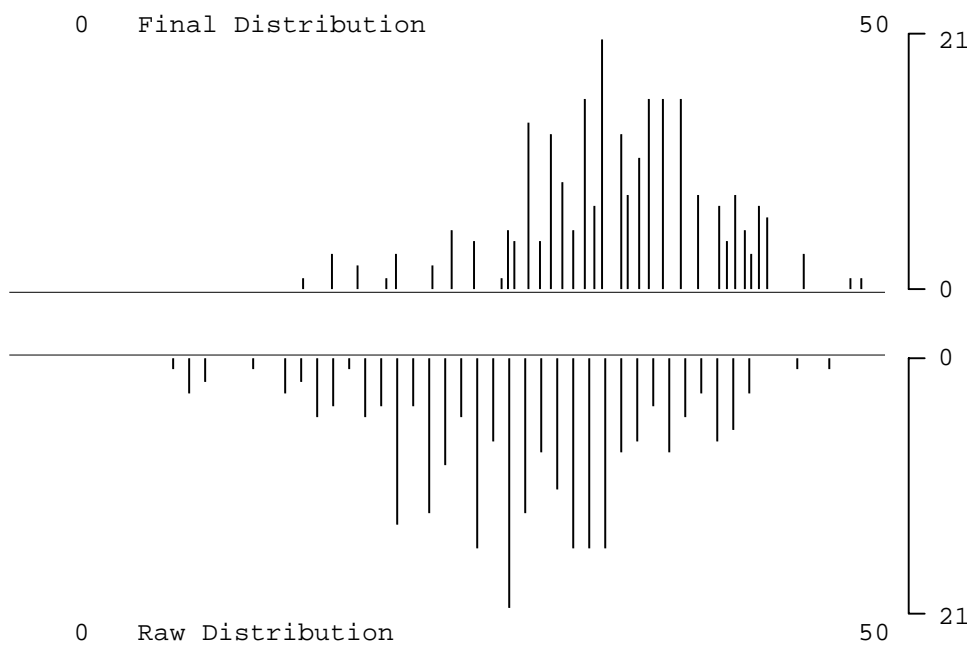


Higher School Certificate Examination 1996

Textiles & Design - 3 unit - 21921

Performance of 3 unit candidates
on the 3 unit Additional Paper

	Raw/50	Initial/50	Final/50		
Mean	28.82	30.44	34.68	Candidature: 253	
Std.Devn	7.67	7.00	6.04		
Minimum	7.00	10.10	15.10		
Median	29.00	31.00	35.00		
Maximum	48.00	46.00	50.00		
				Mapping Points Initial - Final	
Score Group	Freq	% Freq	Cuml Freq	% Cuml Freq	46.0 - 50.0
45 - 50.0	5	1.98	5	1.98	42.5 - 45.0
35 - 44.9	128	50.59	133	52.57	31.0 - 35.0
25 - 34.9	103	40.71	236	93.28	24.5 - 30.0
15 - 24.9	17	6.72	253	100.00	18.5 - 25.0
0 - 14.9	0	0.00	253	100.00	10.0 - 15.0
					0.0 - 0.0



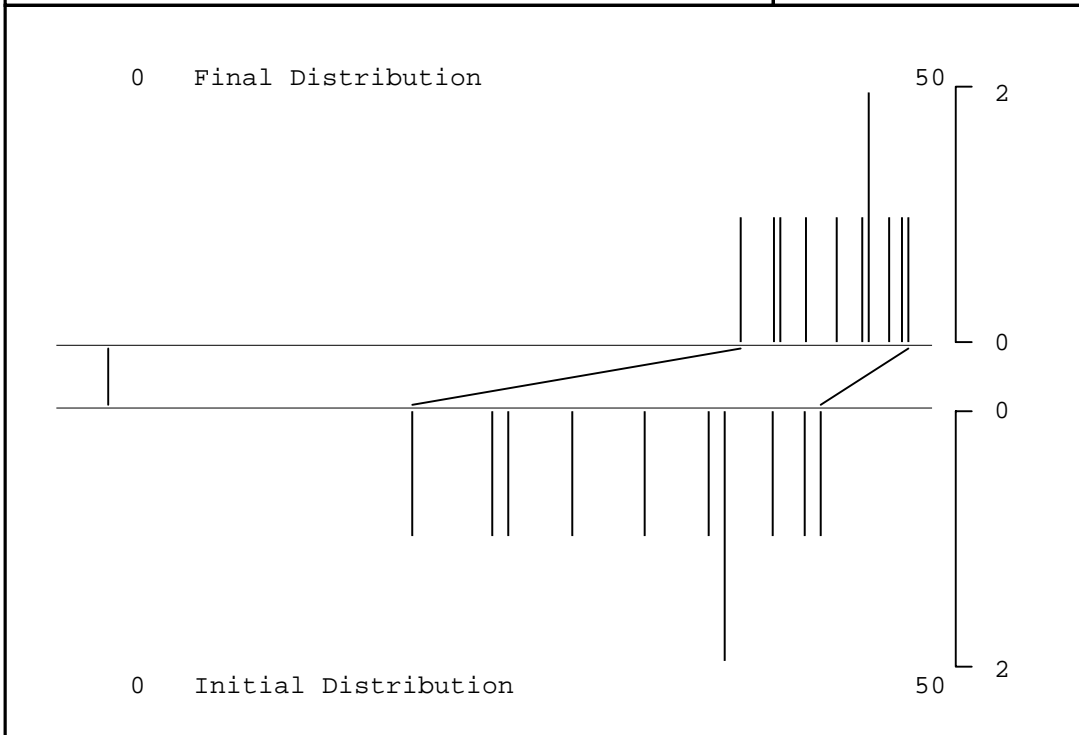
Higher School Certificate Examination 1996

Thai Z - 2 unit - 21455

Performance of the Single 2 unit candidature

	Raw/100	Initial/50	Final/50	
Mean	68.09	34.05	45.70	Candidature: 11
Std.Devn	16.41	8.21	3.37	
Minimum	38.00	19.00	39.50	Mapping Points Initial - Final
Median	75.00	37.50	47.10	
Maximum	89.00	44.50	50.00	

<i>Cumulative frequency proportions are not reported for this scaling model.</i>		44.5 - 50.0
		19.0 - 39.5
		0.0 - 0.0

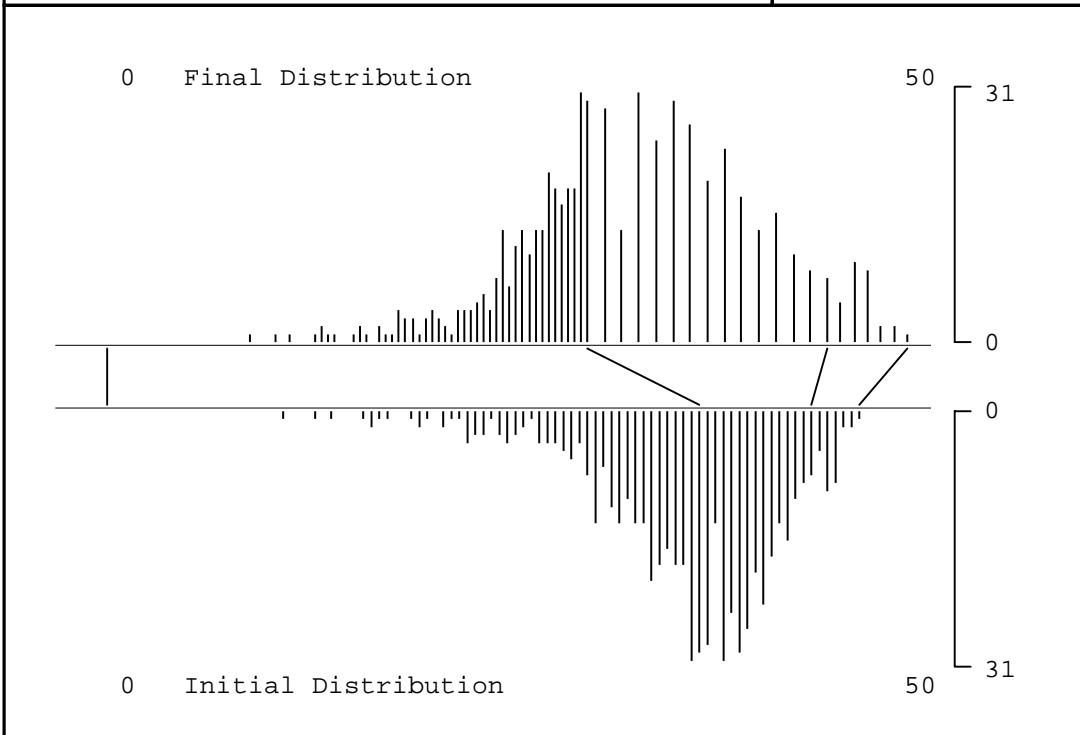


Higher School Certificate Examination 1996

Travel - 2 unit - 21930

Performance of the Single 2 unit candidature

	Raw/100	Initial/50	Final/50		
Mean	72.63	36.31	31.79	Candidature: 622	
Std.Devn	11.45	5.73	7.30		
Minimum	22.00	11.00	8.90		
Median	74.00	37.00	30.00		
Maximum	94.00	47.00	50.00		
				Mapping Points Initial - Final	
Score Group	Freq	% Freq	Cuml Freq	% Cuml Freq	47.0 - 50.0
45 - 50.0	29	4.66	29	4.66	44.0 - 45.0
35 - 44.9	177	28.46	206	33.12	37.0 - 30.0
25 - 34.9	327	52.57	533	85.69	0.0 - 0.0
15 - 24.9	81	13.02	614	98.71	
0 - 14.9	8	1.29	622	100.00	

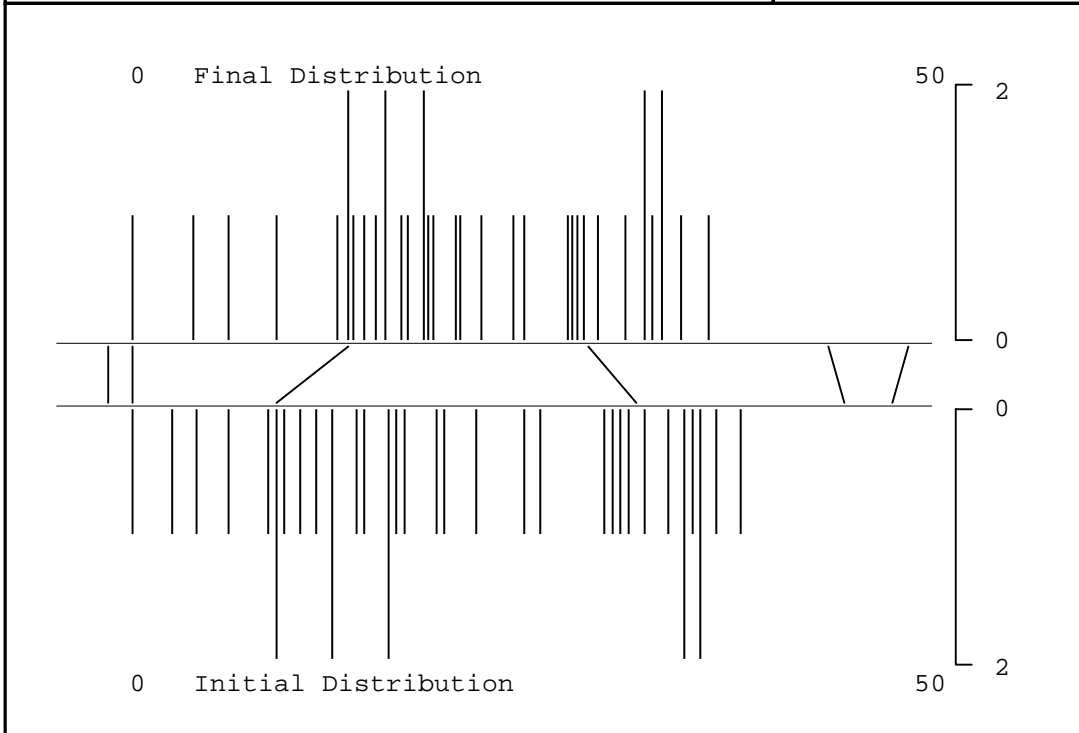


Higher School Certificate Examination 1996

Turkish - 2/3 unit - 21460

Performance of 2 unit candidates
on the 2 unit / 3 unit Common Paper

	Raw/100	Initial/50	Final/50	
Mean	43.86	21.93	22.49	Candidature: 36
Std.Devn	22.50	11.25	9.06	
Minimum	3.00	1.50	1.50	
Median	41.00	20.50	21.70	
Maximum	79.00	39.50	37.50	
<p><i>Cumulative frequency proportions are not reported for this scaling model.</i></p>				Mapping Points Initial - Final
				49.0 - 50.0
				46.0 - 45.0
				33.0 - 30.0
				10.5 - 15.0
1.5 - 1.5				
0.0 - 0.0				

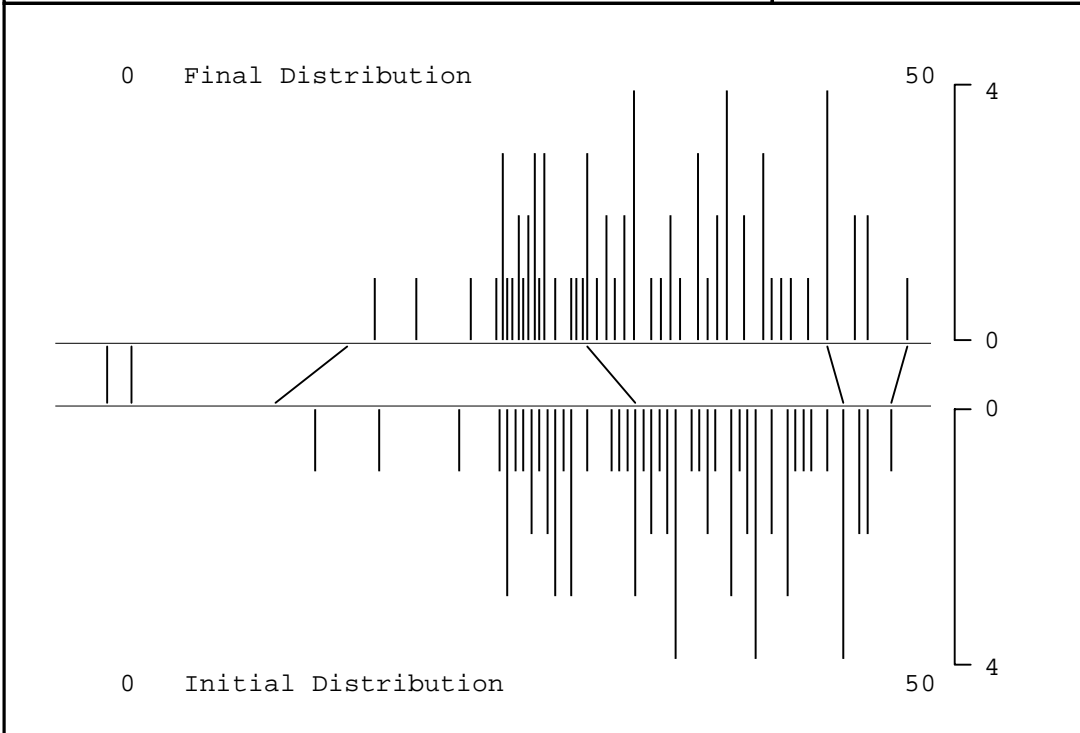


Higher School Certificate Examination 1996

Turkish - 2/3 unit - 21460

Performance of 3 unit candidates
on the 2 unit / 3 unit Common Paper

	Raw/100	Initial/50	Final/50	
Mean	70.52	35.26	33.78	Candidature: 71
Std.Devn	15.67	7.84	7.61	
Minimum	26.00	13.00	16.70	Mapping Points Initial - Final
Median	71.00	35.50	32.90	
Maximum	98.00	49.00	50.00	
<p><i>Cumulative frequency proportions are not reported for this scaling model.</i></p>				49.0 - 50.0
				46.0 - 45.0
				33.0 - 30.0
				10.5 - 15.0
				1.5 - 1.5
				0.0 - 0.0

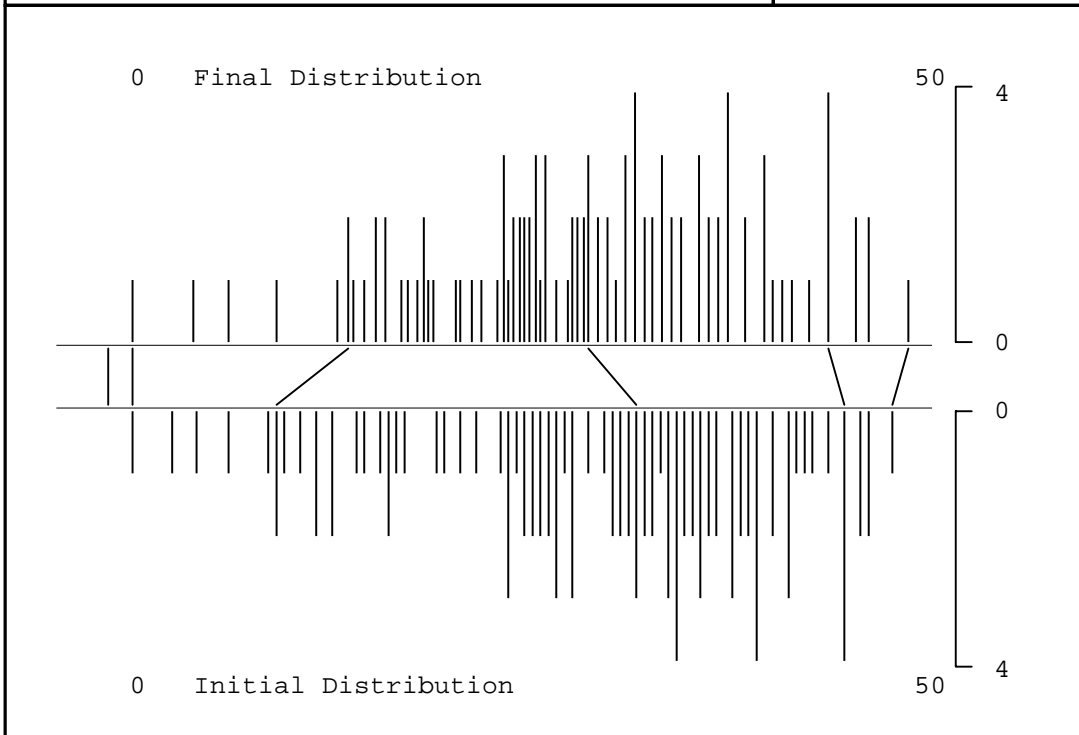


Higher School Certificate Examination 1996

Turkish - 2/3 unit - 21460

Performance of **2 unit and 3 unit** candidates
on the 2 unit / 3 unit Common Paper

	Raw/100	Initial/50	Final/50	
Mean	61.55	30.78	29.98	Candidature: 107
Std.Devn	22.18	11.09	9.72	
Minimum	3.00	1.50	1.50	Mapping Points Initial - Final
Median	66.00	33.00	30.00	
Maximum	98.00	49.00	50.00	
<p><i>Cumulative frequency proportions are not reported for this scaling model.</i></p>				49.0 - 50.0
				46.0 - 45.0
				33.0 - 30.0
				10.5 - 15.0
				1.5 - 1.5
				0.0 - 0.0



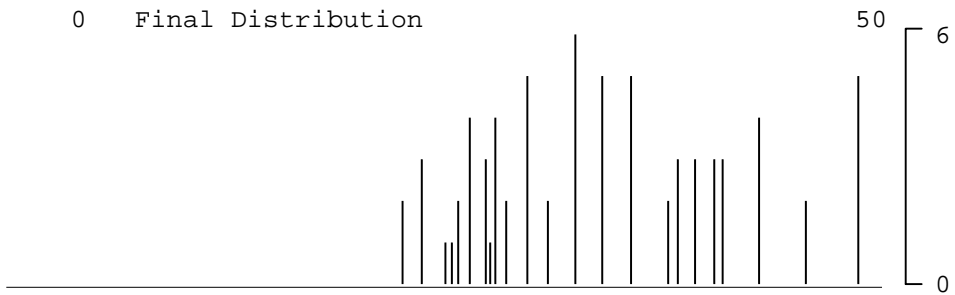
Higher School Certificate Examination 1996

Turkish - 3 unit - 21461

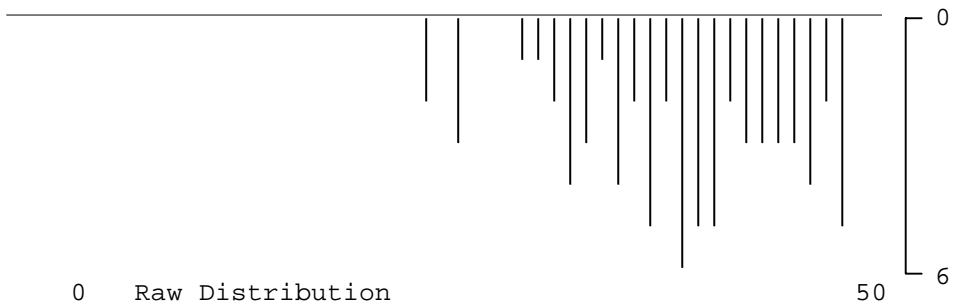
Performance of 3 unit candidates
on the 3 unit Additional Paper

	Raw/50	Initial/50	Final/50	
Mean	38.90	35.38	33.99	Candidature: 71
Std.Devn	6.69	7.88	7.92	
Minimum	23.00	20.20	21.50	Mapping Points Initial - Final
Median	39.00	35.00	32.30	
Maximum	49.00	49.00	50.00	
<p><i>Cumulative frequency proportions are not reported for this scaling model.</i></p>				49.0 - 50.0
				46.0 - 45.0
				33.0 - 30.0
				10.5 - 15.0
				1.5 - 1.5
				0.0 - 0.0

0 Final Distribution



0 Raw Distribution

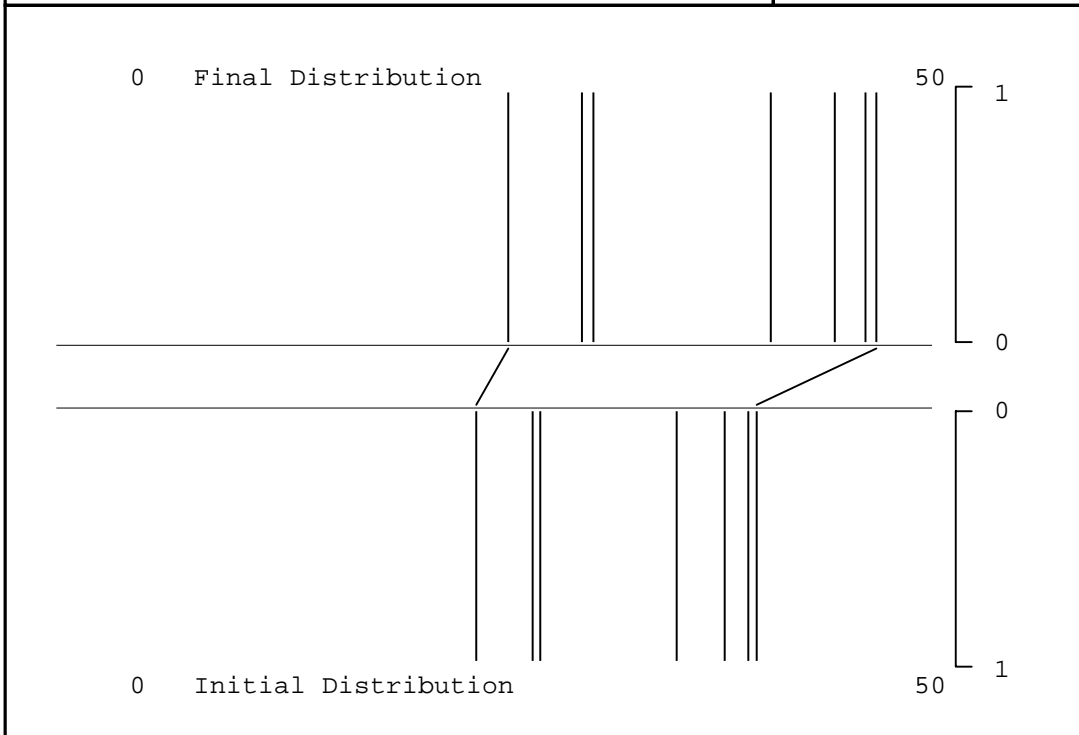


Higher School Certificate Examination 1996

Ukrainian - 2 unit - 21470

Performance of the Single 2 unit candidature

	Raw/100	Initial/50	Final/50	
Mean	66.00	33.00	38.14	Candidature: 7
Std.Devn	13.52	6.76	8.88	
Minimum	46.00	23.00	25.00	
Median	71.00	35.50	41.40	
Maximum	81.00	40.50	48.00	
<p><i>Cumulative frequency proportions are not reported for this scaling model.</i></p>				Mapping Points Initial - Final
				40.5 - 48.0 23.0 - 25.0

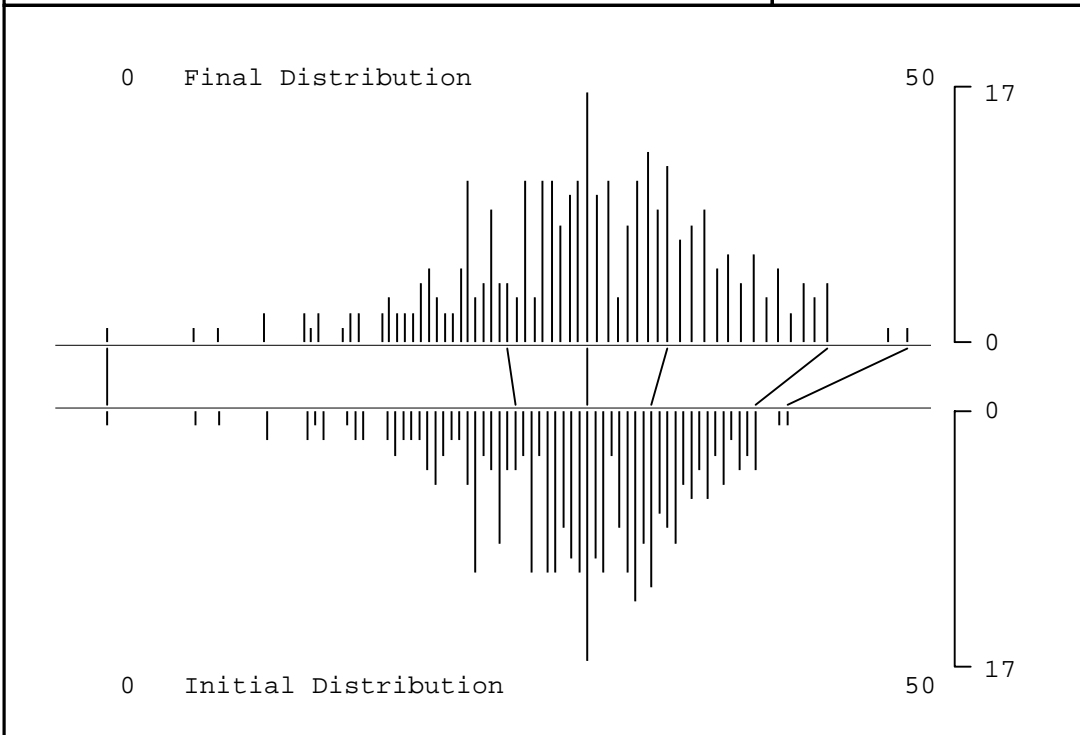


Higher School Certificate Examination 1996

Vietnamese - 2 unit - 21480

Performance of the Single 2 unit candidature

	Raw/100	Initial/50	Final/50		
Mean	58.29	29.15	29.73	Candidature: 312	
Std.Devn	13.43	6.71	7.76		
Minimum	0.00	0.00	0.00		
Median	60.00	30.00	30.00		
Maximum	85.00	42.50	50.00		
				Mapping Points Initial - Final	
Score Group	Freq	% Freq	Cuml Freq	% Cuml Freq	Initial - Final
45 - 50.0	6	1.92	6	1.92	42.5 - 50.0
35 - 44.9	74	23.72	80	25.64	40.5 - 45.0
25 - 34.9	154	49.36	234	75.00	34.0 - 35.0
15 - 24.9	67	21.47	301	96.47	30.0 - 30.0
0 - 14.9	11	3.53	312	100.00	25.5 - 25.0
					0.0 - 0.0

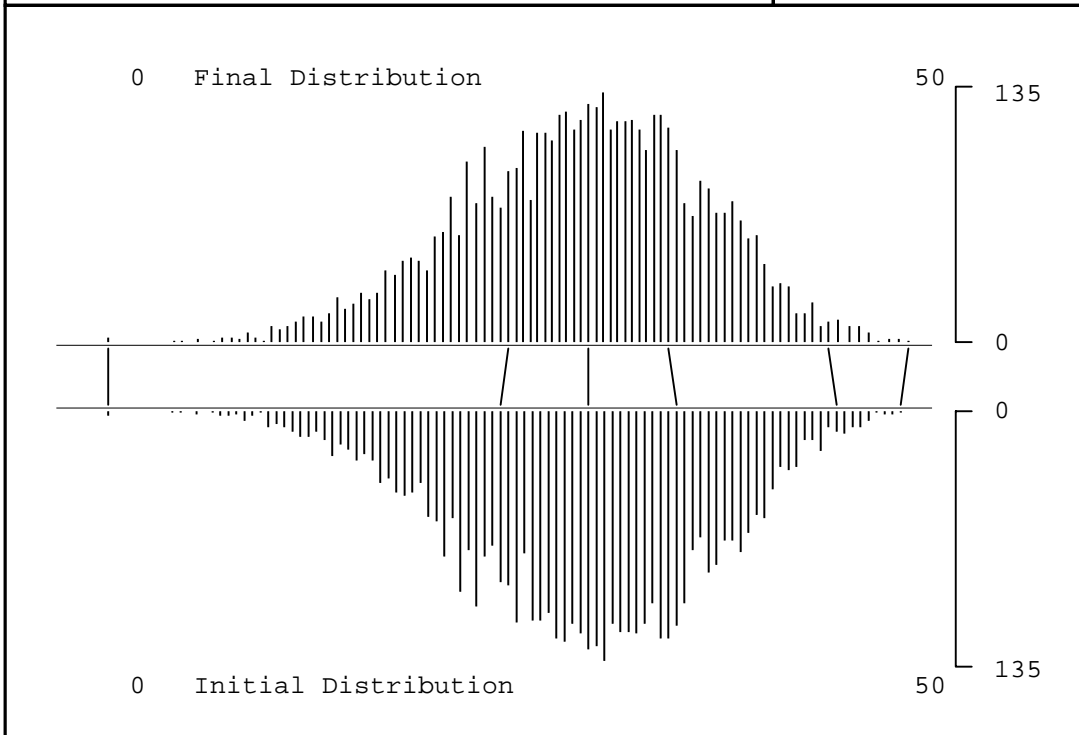


Higher School Certificate Examination 1996

Visual Arts - 2/3 unit - 22250

Performance of 2 unit candidates
on the 2 unit / 3 unit Common Paper

	Raw/100	Initial/50	Final/50		
Mean	59.19	29.60	29.58	Candidature: 4892	
Std.Devn	15.22	7.61	7.29		
Minimum	0.00	0.00	0.00		
Median	60.00	30.00	30.00		
Maximum	99.00	49.50	50.00		
				Mapping Points Initial - Final	
Score Group	Freq	% Freq	Cuml Freq	% Cuml Freq	Initial - Final
45 - 50.0	52	1.06	52	1.06	49.5 - 50.0
35 - 44.9	1126	23.02	1178	24.08	45.5 - 45.0
25 - 34.9	2525	51.61	3703	75.70	35.5 - 35.0
15 - 24.9	1031	21.08	4734	96.77	30.0 - 30.0
0 - 14.9	158	3.23	4892	100.00	24.5 - 25.0
					0.0 - 0.0

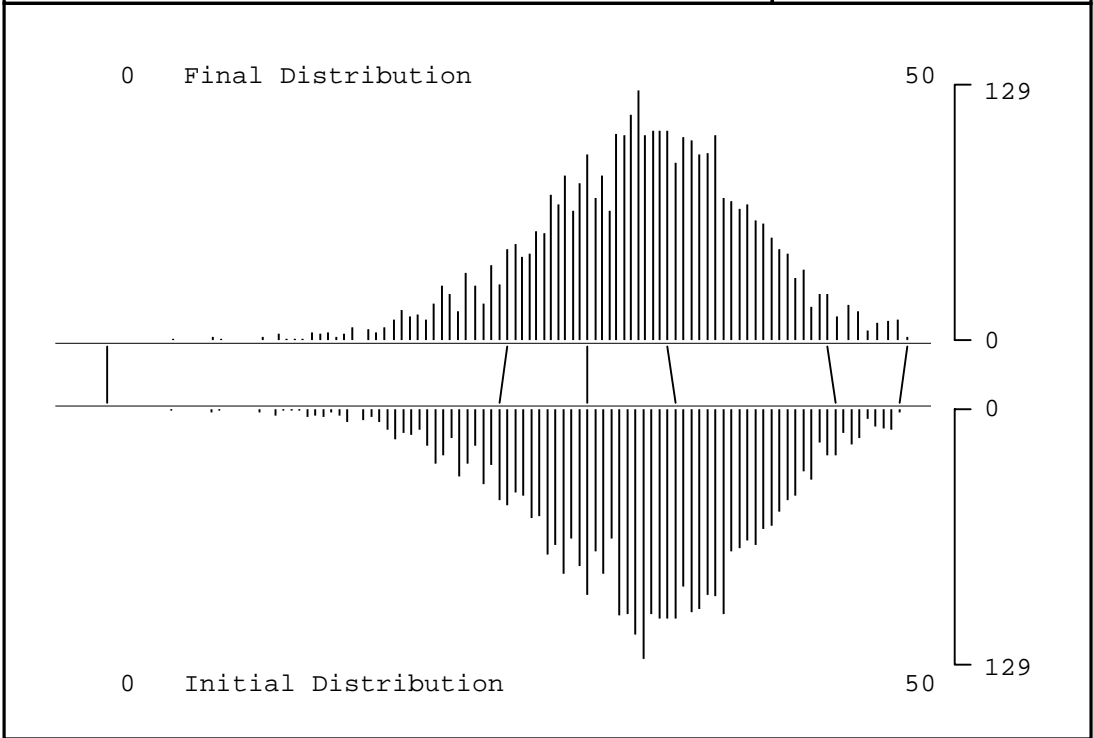


Higher School Certificate Examination 1996

Visual Arts - 2/3 unit - 22250

Performance of 3 unit candidates
on the 2 unit / 3 unit Common Paper

	Raw/100	Initial/50	Final/50		
Mean	66.64	33.32	33.14	Candidature: 3601	
Std.Devn	13.66	6.83	6.54		
Minimum	8.00	4.00	4.10		
Median	67.00	33.50	33.20		
Maximum	99.00	49.50	50.00		
				Mapping Points Initial - Final	
Score Group	Freq	% Freq	Cuml Freq	% Cuml Freq	49.5 - 50.0
45 - 50.0	106	2.94	106	2.94	45.5 - 45.0
35 - 44.9	1367	37.96	1473	40.91	35.5 - 35.0
25 - 34.9	1777	49.35	3250	90.25	30.0 - 30.0
15 - 24.9	323	8.97	3573	99.22	24.5 - 25.0
0 - 14.9	28	0.78	3601	100.00	0.0 - 0.0



Higher School Certificate Examination 1996

Visual Arts - 3 unit - 22251

Performance of 3 unit candidates
on the 3 unit Additional Paper

	Raw/50	Initial/50	Final/50		
Mean	33.46	33.49	33.33	Candidature: 3701	
Std.Devn	8.78	7.03	6.79		
Minimum	0.00	0.00	0.00		
Median	34.00	34.00	33.60		
Maximum	50.00	49.50	50.00		
				Mapping Points Initial - Final	
Score		%	Cuml	% Cuml	
Group	Freq	Freq	Freq	Freq	
45 - 50.0	173	4.67	173	4.67	49.5 - 50.0
35 - 44.9	1277	34.50	1450	39.18	45.5 - 45.0
25 - 34.9	1910	51.61	3360	90.79	35.5 - 35.0
15 - 24.9	321	8.67	3681	99.46	30.0 - 30.0
0 - 14.9	20	0.54	3701	100.00	24.5 - 25.0
					0.0 - 0.0

