

B O A R D O F S T U D I E S
NEW SOUTH WALES

2009

**HIGHER SCHOOL CERTIFICATE
EXAMINATION**

Dance

Section I — Core Appreciation

General Instructions

- Reading time – 5 minutes
- Working time – 1 hour
- Write using black or blue pen

Total marks – 20

- Attempt Questions 1–2

Total marks – 20
Attempt Questions 1–2

Allow about 30 minutes for Question 1
Allow about 30 minutes for Question 2

Answer each question in a SEPARATE writing booklet. Extra writing booklets are available.

In your answers you will be assessed on how well you:

- present ideas clearly in a well-structured text
 - use appropriate terminology
 - support the argument with relevant examples
-

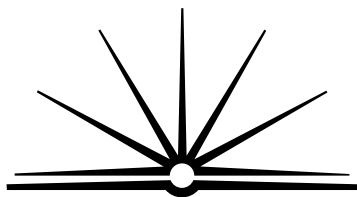
Question 1 (10 marks)

How does Jiri Kylian use motifs to organise the dance in *Falling Angels*? In your answer, provide specific examples from the Work.

Question 2 (10 marks)

How does Nacho Duato use spatial elements to engage his audience in *Jardi Tanca*? In your answer, provide specific examples from the Work.

End of paper



B O A R D O F S T U D I E S
NEW SOUTH WALES

2009

**HIGHER SCHOOL CERTIFICATE
EXAMINATION**

Dance

Section II — Major Study Appreciation

General Instructions

- Section II should be attempted only by students who have nominated Appreciation as their Major Study
- Reading time – 5 minutes
- Working time – 1 hour and 15 minutes
- Write using black or blue pen

Total marks – 40

- Attempt Questions 1–3

Total marks – 40
Attempt Questions 1–3

Allow about 20 minutes for Question 1
Allow about 20 minutes for Question 2
Allow about 35 minutes for Question 3

Answer each question in a SEPARATE writing booklet. Extra writing booklets are available.

In your answers you will be assessed on how well you:

- present ideas clearly in a well-structured text
 - use appropriate terminology
 - support the argument with relevant examples
-

Question 1 (10 marks)

Explain how Martha Graham challenged the conventions of dance. In your answer, provide examples from her Works.

OR

Explain how Merce Cunningham challenged the conventions of dance. In your answer, provide examples from his Works.

Question 2 (10 marks)

What aspects of the era 1920–1960 are reflected in the work of Doris Humphrey? In your answer, provide examples from her Works.


OR

What aspects of the era 1960–2000 are reflected in the work of Twyla Tharp? In your answer, provide examples from her Works.

Question 3 (20 marks)

Explain why Alvin Ailey’s *Revelations* is considered a significant work. In your answer, provide examples from the Work.

End of paper



--	--	--	--	--

Centre Number

--	--	--	--	--	--	--	--	--

Student Number

2009
HIGHER SCHOOL CERTIFICATE
EXAMINATION

Dance

Section III — Core Performance

Part B: Viva Voce

General Instructions

- Preparation time – 2 minutes
- The viva voce will take 5 minutes
- There will be a warning bell after 4½ minutes
- You may make brief notes in the space provided
- You may refer to these notes during the examination
- Write your Centre Number and Student Number at the top of this page
- Sign the Confidentiality Agreement before starting your preparation

Total marks – 4

- Attempt Question 1

Confidentiality Agreement

I declare that I will not reveal the contents of the 2009 Dance Viva Voce examination before 29 August 2009, when the Dance practical examination period has finished.

Signed:

Date:

Total marks – 4

Attempt Question 1

In this question you will be assessed on how well you:

- demonstrate a clear understanding of safe dance practice relevant to the question
 - use terminology correctly
 - demonstrate and explain clearly
 - use relevant examples
-

Question 1 (4 marks)

Using practical examples from your dance, explain how your knowledge of alignment allows you to safely execute a turn or turns.

CANDIDATE'S NOTES: *These notes will NOT be marked.*



--	--	--	--	--

Centre Number

--	--	--	--	--	--	--	--	--	--

Student Number

2009
HIGHER SCHOOL CERTIFICATE
EXAMINATION

Dance

Section III — Core Performance

Part B: Viva Voce

General Instructions

- Preparation time – 2 minutes
- The viva voce will take 5 minutes
- There will be a warning bell after 4½ minutes
- You may make brief notes in the space provided
- You may refer to these notes during the examination
- Write your Centre Number and Student Number at the top of this page
- Sign the Confidentiality Agreement before starting your preparation

Total marks – 4

- Attempt Question 1

Confidentiality Agreement

I declare that I will not reveal the contents of the 2009 Dance Viva Voce examination before 29 August 2009, when the Dance practical examination period has finished.

Signed:

Date:

Total marks – 4

Attempt Question 1


In this question you will be assessed on how well you:

- demonstrate a clear understanding of safe dance practice relevant to the question
 - use terminology correctly
 - demonstrate and explain clearly
 - use relevant examples
-

Question 1 (4 marks)

Using practical examples from your dance, explain how your knowledge of alignment allows you to safely execute an elevation or elevations.

CANDIDATE'S NOTES: *These notes will NOT be marked.*



--	--	--	--	--

Centre Number

--	--	--	--	--	--	--	--	--

Student Number

2009
HIGHER SCHOOL CERTIFICATE
EXAMINATION

Dance

Section III — Core Performance

Part B: Viva Voce

General Instructions

- Preparation time – 2 minutes
- The viva voce will take 5 minutes
- There will be a warning bell after 4½ minutes
- You may make brief notes in the space provided
- You may refer to these notes during the examination
- Write your Centre Number and Student Number at the top of this page
- Sign the Confidentiality Agreement before starting your preparation

Total marks – 4

- Attempt Question 1

Confidentiality Agreement

I declare that I will not reveal the contents of the 2009 Dance Viva Voce examination before 29 August 2009, when the Dance practical examination period has finished.

Signed:

Date:

Total marks – 4

Attempt Question 1

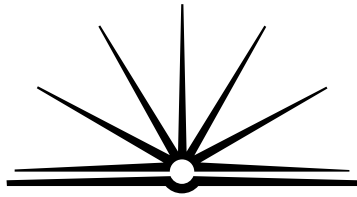
In this question you will be assessed on how well you:

- demonstrate a clear understanding of safe dance practice relevant to the question
 - use terminology correctly
 - demonstrate and explain clearly
 - use relevant examples
-

Question 1 (4 marks)

Using practical examples from your dance, explain how your knowledge of alignment allows you to safely execute a balance or balances.

CANDIDATE'S NOTES: *These notes will NOT be marked.*



B O A R D O F S T U D I E S
NEW SOUTH WALES

--	--	--	--	--

Centre Number

--	--	--	--	--	--	--	--	--

Student Number

2009

**HIGHER SCHOOL CERTIFICATE
EXAMINATION**

Dance

Section IV — Major Study Performance

Part B: Viva Voce

General Instructions

- Preparation time – 2 minutes
- The viva voce will take 8 minutes
- There will be a warning bell after 7½ minutes
- You may make brief notes in the space provided
- You may refer to these notes during the examination
- Write your Centre Number and Student Number at the top of this page
- Sign the Confidentiality Agreement before starting your preparation

Total marks – 8

- Attempt Question 2

Confidentiality Agreement

I declare that I will not reveal the contents of the 2009 Dance Viva Voce examination before 29 August 2009, when the Dance practical examination period has finished.

Signed:

Date:

Total marks – 8
Attempt Question 2


In this question you will be assessed on how well you:

- demonstrate a clear understanding and application of technique and performance applied to the ‘Work’
 - use terminology correctly
 - demonstrate and explain clearly
 - use relevant examples
-

Question 2 (8 marks)

Using practical examples from your Work, explain the relationship between your dance technique and the control of dynamics.

CANDIDATE’S NOTES: *These notes will NOT be marked.*



--	--	--	--	--

Centre Number

--	--	--	--	--	--	--	--	--

Student Number

2009
HIGHER SCHOOL CERTIFICATE
EXAMINATION

Dance

Section IV — Major Study Performance

Part B: Viva Voce

General Instructions

- Preparation time – 2 minutes
- The viva voce will take 8 minutes
- There will be a warning bell after 7½ minutes
- You may make brief notes in the space provided
- You may refer to these notes during the examination
- Write your Centre Number and Student Number at the top of this page
- Sign the Confidentiality Agreement before starting your preparation

Total marks – 8

- Attempt Question 2

Confidentiality Agreement

I declare that I will not reveal the contents of the 2009 Dance Viva Voce examination before 29 August 2009, when the Dance practical examination period has finished.

Signed:

Date:

Total marks – 8
Attempt Question 2


In this question you will be assessed on how well you:

- demonstrate a clear understanding and application of technique and performance applied to the ‘Work’
 - use terminology correctly
 - demonstrate and explain clearly
 - use relevant examples
-

Question 2 (8 marks)

Using practical examples from your Work, explain the relationship between your dance technique and projection.

CANDIDATE’S NOTES: *These notes will NOT be marked.*



--	--	--	--	--

Centre Number

--	--	--	--	--	--	--	--	--

Student Number

2009
HIGHER SCHOOL CERTIFICATE
EXAMINATION

Dance

Section IV — Major Study Performance

Part B: Viva Voce

General Instructions

- Preparation time – 2 minutes
- The viva voce will take 8 minutes
- There will be a warning bell after 7½ minutes
- You may make brief notes in the space provided
- You may refer to these notes during the examination
- Write your Centre Number and Student Number at the top of this page
- Sign the Confidentiality Agreement before starting your preparation

Total marks – 8

- Attempt Question 2

Confidentiality Agreement

I declare that I will not reveal the contents of the 2009 Dance Viva Voce examination before 29 August 2009, when the Dance practical examination period has finished.

Signed:

Date:

Total marks – 8
Attempt Question 2


In this question you will be assessed on how well you:

- demonstrate a clear understanding and application of technique and performance applied to the ‘Work’
 - use terminology correctly
 - demonstrate and explain clearly
 - use relevant examples
-

Question 2 (8 marks)

Using practical examples from your Work, explain the relationship between your dance technique and quality of line.

CANDIDATE’S NOTES: *These notes will NOT be marked.*



--	--	--	--	--

Centre Number

--	--	--	--	--	--	--	--	--

Student Number

2009
HIGHER SCHOOL CERTIFICATE
EXAMINATION

Dance

Section V — Core Composition

Part A: Viva Voce

General Instructions

- Preparation time – 2 minutes
- The viva voce will take 5 minutes
- There will be a warning bell after 4½ minutes
- You may make brief notes in the space provided
- You may refer to these notes during the examination
- Write your Centre Number and Student Number at the top of this page
- Sign the Confidentiality Agreement before starting your preparation

Total marks – 4

- Attempt Question 3

Confidentiality Agreement

I declare that I will not reveal the contents of the 2009 Dance Viva Voce examination before 29 August 2009, when the Dance practical examination period has finished.

Signed:

Date:

Total marks – 4
Attempt Question 3

In this question you will be assessed on how well you:

- demonstrate a clear understanding and link between the areas of study and the dance composition
 - use terminology correctly
 - demonstrate and explain clearly
 - use relevant examples
-

Question 3 (4 marks)

Using practical examples from your dance, explain how you have manipulated shape.

CANDIDATE'S NOTES: *These notes will NOT be marked.*



--	--	--	--	--

Centre Number

--	--	--	--	--	--	--	--	--

Student Number

2009
HIGHER SCHOOL CERTIFICATE
EXAMINATION

Dance

Section V — Core Composition

Part A: Viva Voce

General Instructions

- Preparation time – 2 minutes
- The viva voce will take 5 minutes
- There will be a warning bell after 4½ minutes
- You may make brief notes in the space provided
- You may refer to these notes during the examination
- Write your Centre Number and Student Number at the top of this page
- Sign the Confidentiality Agreement before starting your preparation

Total marks – 4

- Attempt Question 3

Confidentiality Agreement

I declare that I will not reveal the contents of the 2009 Dance Viva Voce examination before 29 August 2009, when the Dance practical examination period has finished.

Signed:

Date:

Total marks – 4
Attempt Question 3


In this question you will be assessed on how well you:

- demonstrate a clear understanding and link between the areas of study and the dance composition
 - use terminology correctly
 - demonstrate and explain clearly
 - use relevant examples
-

Question 3 (4 marks)

Using practical examples from your dance, explain how you have manipulated duration.

CANDIDATE'S NOTES: *These notes will NOT be marked.*



--	--	--	--	--

Centre Number

--	--	--	--	--	--	--	--	--

Student Number

2009
HIGHER SCHOOL CERTIFICATE
EXAMINATION

Dance

Section V — Core Composition

Part A: Viva Voce

General Instructions

- Preparation time – 2 minutes
- The viva voce will take 5 minutes
- There will be a warning bell after 4½ minutes
- You may make brief notes in the space provided
- You may refer to these notes during the examination
- Write your Centre Number and Student Number at the top of this page
- Sign the Confidentiality Agreement before starting your preparation

Total marks – 4

- Attempt Question 3

Confidentiality Agreement

I declare that I will not reveal the contents of the 2009 Dance Viva Voce examination before 29 August 2009, when the Dance practical examination period has finished.

Signed:

Date:

Total marks – 4
Attempt Question 3

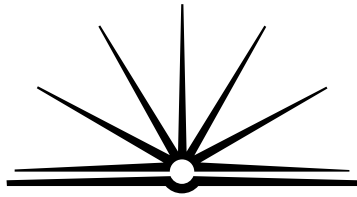
In this question you will be assessed on how well you:

- demonstrate a clear understanding and link between the areas of study and the dance composition
 - use terminology correctly
 - demonstrate and explain clearly
 - use relevant examples
-

Question 3 (4 marks)

Using practical examples from your dance, explain how you have manipulated direction.

CANDIDATE'S NOTES: *These notes will NOT be marked.*



B O A R D O F S T U D I E S
NEW SOUTH WALES

--	--	--	--	--

Centre Number

--	--	--	--	--	--	--	--	--	--

Student Number

2009

**HIGHER SCHOOL CERTIFICATE
EXAMINATION**

Dance

Section VI — Major Study Composition

Part A: Viva Voce

General Instructions

- Preparation time – 2 minutes
- The viva voce will take 8 minutes
- There will be a warning bell after 7½ minutes
- You may make brief notes in the space provided
- You may refer to these notes during the examination
- Write your Centre Number and Student Number at the top of this page
- Sign the Confidentiality Agreement before starting your preparation

Total marks – 8

- Attempt Question 4

Confidentiality Agreement

I declare that I will not reveal the contents of the 2009 Dance Viva Voce examination before 29 August 2009, when the Dance practical examination period has finished.

Signed:

Date:

Total marks – 8
Attempt Question 4


In this question you will be assessed on how well you:

- demonstrate a clear understanding and link between the areas of study and the choreographed ‘Work’
 - use terminology correctly
 - demonstrate and explain clearly
 - use relevant examples
-

Question 4 (8 marks)

Explain and demonstrate how you have manipulated time in your Work for 2–3 dancers.

CANDIDATE’S NOTES: *These notes will NOT be marked.*



--	--	--	--	--

Centre Number

--	--	--	--	--	--	--	--	--

Student Number

2009
HIGHER SCHOOL CERTIFICATE
EXAMINATION

Dance

Section VI — Major Study Composition

Part A: Viva Voce

General Instructions

- Preparation time – 2 minutes
- The viva voce will take 8 minutes
- There will be a warning bell after 7½ minutes
- You may make brief notes in the space provided
- You may refer to these notes during the examination
- Write your Centre Number and Student Number at the top of this page
- Sign the Confidentiality Agreement before starting your preparation

Total marks – 8

- Attempt Question 4

Confidentiality Agreement

I declare that I will not reveal the contents of the 2009 Dance Viva Voce examination before 29 August 2009, when the Dance practical examination period has finished.

Signed:

Date:

Total marks – 8
Attempt Question 4

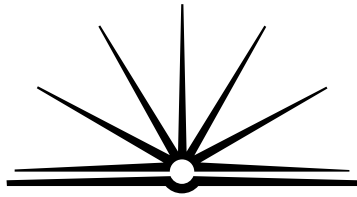
In this question you will be assessed on how well you:

- demonstrate a clear understanding and link between the areas of study and the choreographed ‘Work’
 - use terminology correctly
 - demonstrate and explain clearly
 - use relevant examples
-

Question 4 (8 marks)

Explain and demonstrate how you have manipulated motif(s) in your Work for 2–3 dancers.

CANDIDATE’S NOTES: *These notes will NOT be marked.*



B O A R D O F S T U D I E S
NEW SOUTH WALES

2009

**HIGHER SCHOOL CERTIFICATE
EXAMINATION**

--	--	--	--	--

Centre Number

--	--	--	--	--	--	--	--	--

Student Number

Dance

Section VI — Major Study Composition

Part A: Viva Voce

General Instructions

- Preparation time – 2 minutes
- The viva voce will take 8 minutes
- There will be a warning bell after 7½ minutes
- You may make brief notes in the space provided
- You may refer to these notes during the examination
- Write your Centre Number and Student Number at the top of this page
- Sign the Confidentiality Agreement before starting your preparation

Total marks – 8

- Attempt Question 4

Confidentiality Agreement

I declare that I will not reveal the contents of the 2009 Dance Viva Voce examination before 29 August 2009, when the Dance practical examination period has finished.

Signed:

Date:

Total marks – 8
Attempt Question 4


In this question you will be assessed on how well you:

- demonstrate a clear understanding and link between the areas of study and the choreographed ‘Work’
 - use terminology correctly
 - demonstrate and explain clearly
 - use relevant examples
-

Question 4 (8 marks)

Explain and demonstrate how you have developed structure in your Work for 2–3 dancers.

CANDIDATE’S NOTES: *These notes will NOT be marked.*



--	--	--	--	--

Centre Number

--	--	--	--	--	--	--	--	--

Student Number

2009
HIGHER SCHOOL CERTIFICATE
EXAMINATION

Dance

Section VII — Major Study

Dance and Technology

Option 1: Choreographing the Virtual Body

Part A: Viva Voce

General Instructions

- Preparation time – 2 minutes
- The viva voce will take 8 minutes
- There will be a warning bell after 7½ minutes
- You may make brief notes in the space provided
- You may refer to these notes during the examination
- Write your Centre Number and Student Number at the top of this page
- Sign the Confidentiality Agreement before starting your preparation

Total marks – 8

- Attempt Question 5

Confidentiality Agreement

I declare that I will not reveal the contents of the 2009 Dance Viva Voce examination before 29 August 2009, when the Dance practical examination period has finished.

Signed:

Date:

Total marks – 8
Attempt Question 5


In this question you will be assessed on how well you:

- demonstrate a clear understanding and link between the areas of study and the choreographed ‘Work’ using 3D animation software
 - use terminology correctly
 - demonstrate and explain clearly
 - use relevant examples
-

Question 5 (8 marks)

Explain how the opportunities provided by 3D animation software have influenced the creation of your Work.

CANDIDATE’S NOTES: *These notes will NOT be marked.*



--	--	--	--	--

Centre Number

--	--	--	--	--	--	--	--	--	--

Student Number

2009
HIGHER SCHOOL CERTIFICATE
EXAMINATION

Dance

Section VII — Major Study

Dance and Technology

Option 2: Film and Video

Part C: Viva Voce

General Instructions

- Preparation time – 2 minutes
- The viva voce will take 8 minutes
- There will be a warning bell after 7½ minutes
- You may make brief notes in the space provided
- You may refer to these notes during the examination
- Write your Centre Number and Student Number at the top of this page
- Sign the Confidentiality Agreement before starting your preparation

Total marks – 8

- Attempt Question 6

Confidentiality Agreement

I declare that I will not reveal the contents of the 2009 Dance Viva Voce examination before 29 August 2009, when the Dance practical examination period has finished.

Signed:

Date:

Total marks – 8
Attempt Question 6

In this question you will be assessed on how well you:

- demonstrate a clear knowledge and understanding of camera shots, and links between the areas of study and the choreographed ‘Work’ which has been filmed and edited
 - use terminology correctly
 - demonstrate and explain clearly
 - use relevant examples
-

Question 6 (8 marks)

Explain how the opportunities provided by film and video technology have influenced the creation of your Work.

CANDIDATE’S NOTES: *These notes will NOT be marked.*