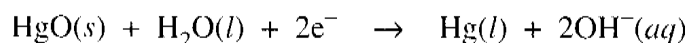
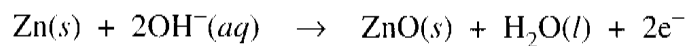
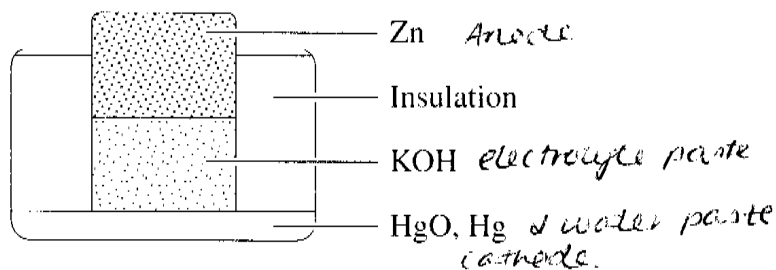


Question 27 (2 marks)

The diagram shows a particular cell with relevant half equations.

2



Identify the anode, cathode and electrolyte for this cell.

Button Cell:

Zinc Anode

~~Mercuric~~ HgO cathode

5/6

S3

✓